



US00D841360S

(12) **United States Design Patent**
Swind

(10) **Patent No.:** **US D841,360 S**
(45) **Date of Patent:** **** Feb. 26, 2019**

- (54) **CUE STICK MAT**
- (71) Applicant: **Steven R. Swind**, Clearwater, FL (US)
- (72) Inventor: **Steven R. Swind**, Clearwater, FL (US)
- (**) Term: **15 Years**
- (21) Appl. No.: **29/606,589**
- (22) Filed: **Jun. 6, 2017**

Related U.S. Application Data

- (63) Continuation of application No. 14/281,257, filed on May 19, 2014.
- (51) **LOC (11) Cl.** **06-11**
- (52) **U.S. Cl.**
USPC **D6/585**; D21/782; D7/637
- (58) **Field of Classification Search**
USPC D6/582-588, 592, 601; D7/637;
D21/662, 671, 687, 726, 782, 792;
D23/261; D24/212; D32/56, 57
CPC A47G 27/02; A47G 27/0212; A47G
27/0218; A47G 27/0225; A47G 27/0231;
A47G 27/0237; A47G 9/062; A47K
7/026; A47L 23/263; A47L 23/266; A61H
2205/12; A63D 15/105; G09B 19/0015;
A63B 21/4037; A63B 21/4039; A63B
6/00

See application file for complete search history.

(56) **References Cited**

U.S. PATENT DOCUMENTS

- 2,391,185 A 12/1945 Niemi
- 2,539,496 A 1/1951 Towey
- 3,447,200 A 6/1969 Madre
- 3,589,635 A * 6/1971 Brueckheimer A47L 23/263
242/538.3
- D232,895 S * 9/1974 Bell 52/180
- D313,238 S * 12/1990 Saraceni D17/7

- 5,114,387 A * 5/1992 Keppler A63B 21/4037
434/253
- D339,560 S * 9/1993 Byrd D10/109.1
- D349,139 S * 7/1994 Markland D21/686
- D354,542 S 1/1995 Prince et al.
- D377,423 S * 1/1997 Latrella D6/333
- 6,074,720 A * 6/2000 Van Stratum A63D 15/00
428/355 RA
- 6,571,505 B1 6/2003 Poiencot, Jr.
- 6,751,816 B1 * 6/2004 Wechsler A45F 3/14
383/4
- D523,515 S 6/2006 Hacker
- D532,074 S 11/2006 Travis, Sr.
- D688,838 S * 8/2013 Elliott D30/161
- D703,409 S * 4/2014 Robbins, III D32/57
- 8,765,253 B1 * 7/2014 Smaldone D04B 21/16
428/218
- D758,761 S * 6/2016 Chang D6/582
- 2003/0104910 A1 * 6/2003 McCoy A47G 27/0418
482/142

(Continued)

Primary Examiner — Kevin K Rudzinski
Assistant Examiner — Clare Ann Gannon
 (74) *Attorney, Agent, or Firm* — Cramer Patent & Design, PLLC; Aaron R. Cramer

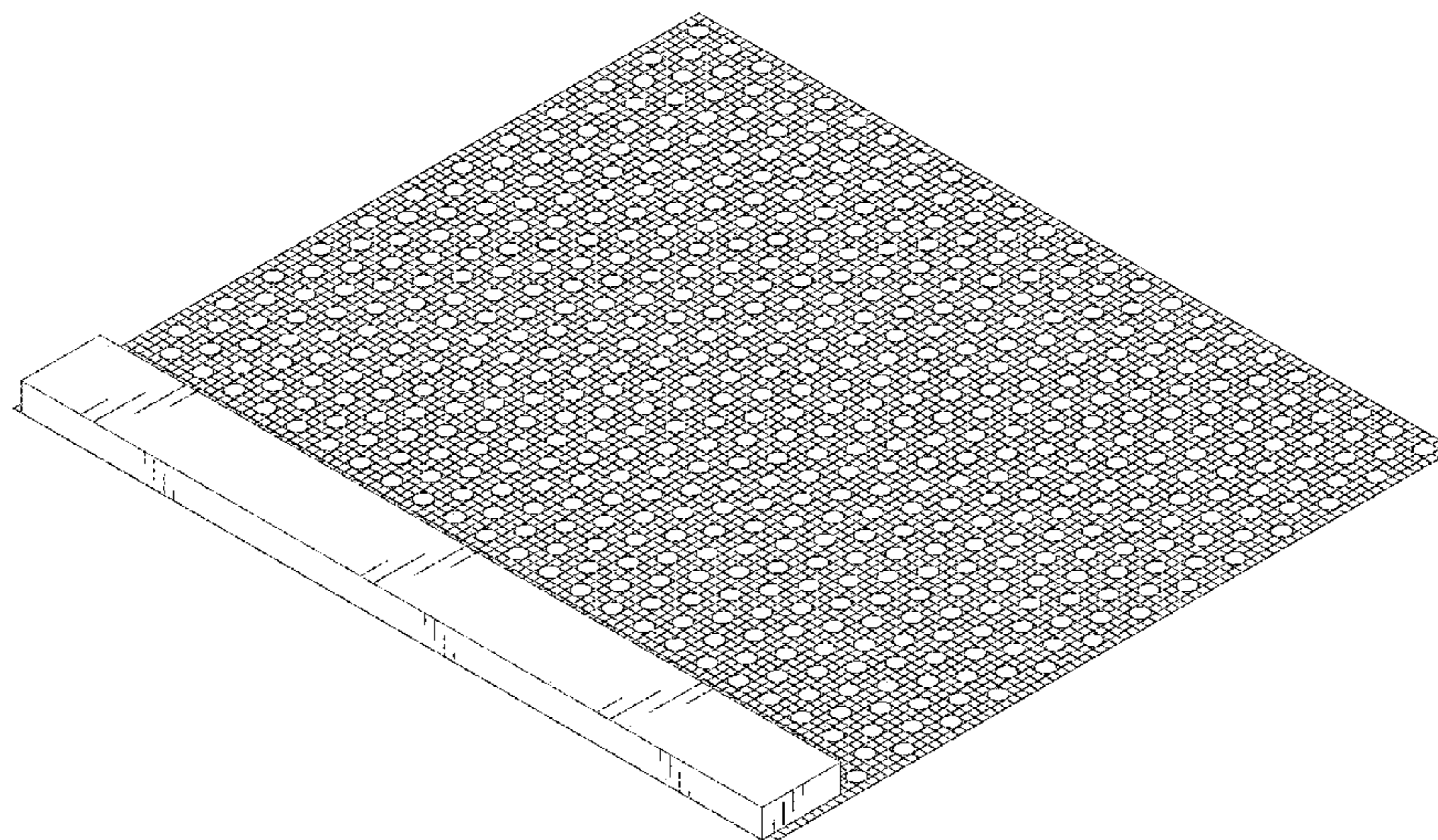
(57) **CLAIM**

The ornamental design for a cue stick mat, as shown and described.

DESCRIPTION

FIG. 1 is a perspective top front left view of a cue stick mat showing my new design;
 FIG. 2 is a perspective top rear right view thereof;
 FIG. 3 is a front elevation view thereof;
 FIG. 4 is a rear elevation view thereof;
 FIG. 5 is a left elevation view thereof;
 FIG. 6 is a right elevation view thereof;
 FIG. 7 is a top plan view thereof; and,
 FIG. 8 is a bottom plan view thereof.

1 Claim, 8 Drawing Sheets



(56)

References Cited

U.S. PATENT DOCUMENTS

2004/0256765 A1* 12/2004 Malpass B29C 43/021
264/319
2005/0192158 A1* 9/2005 Edwards A63B 6/00
482/23
2005/0223616 A1 10/2005 Beasley
2007/0193964 A1* 8/2007 Helms A63D 15/10
211/68
2014/0342118 A1* 11/2014 Connaughton A63B 6/00
428/139
2015/0113730 A1* 4/2015 Wentland A47G 9/062
5/417
2015/0238803 A1* 8/2015 Neal A43B 17/00
5/417
2016/0199690 A1* 7/2016 Islas A63B 23/10
482/79
2016/0368247 A1* 12/2016 Lu B32B 25/08
2017/0136724 A1* 5/2017 Dawson B32B 3/06

* cited by examiner

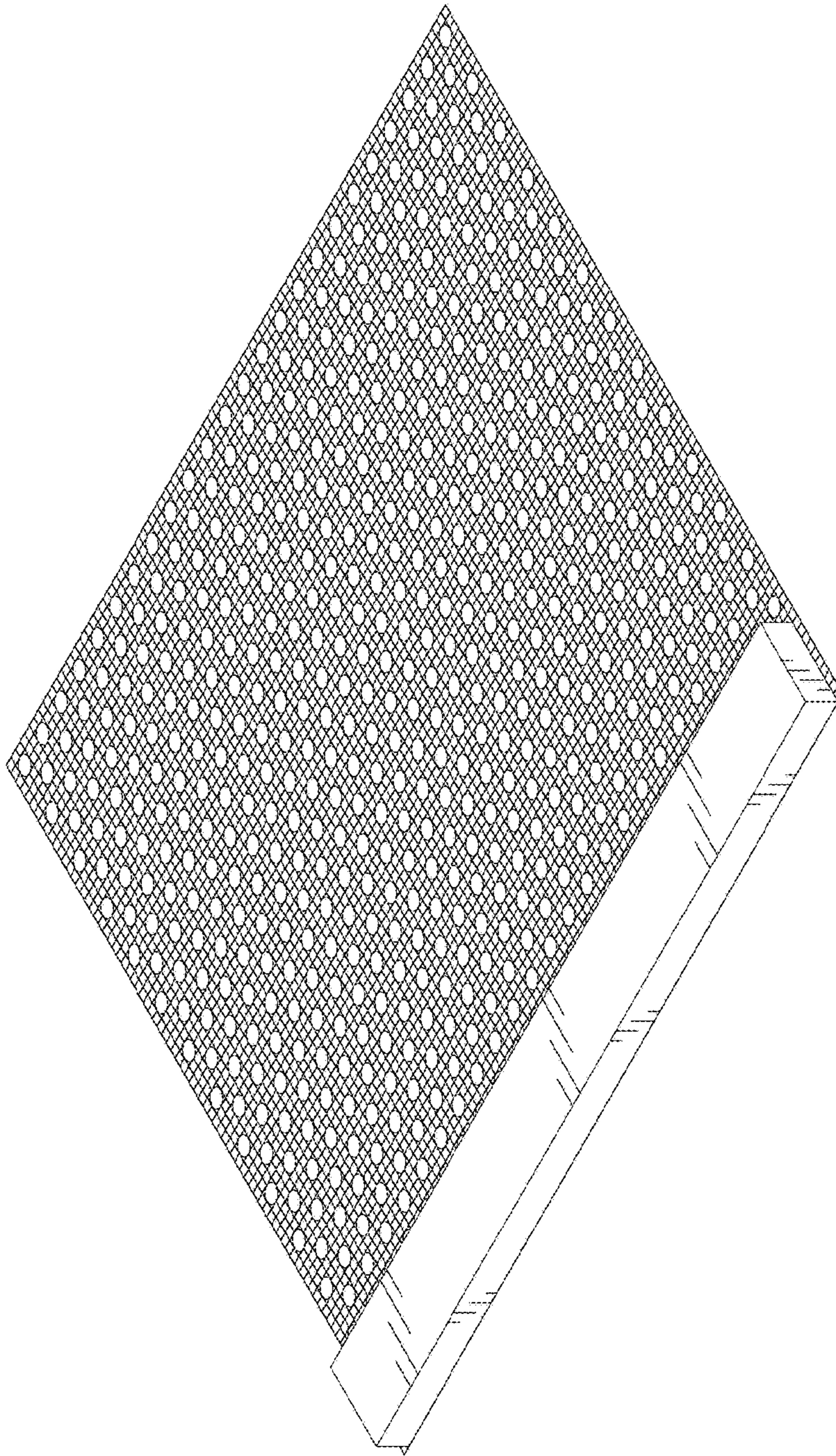


FIG. 1

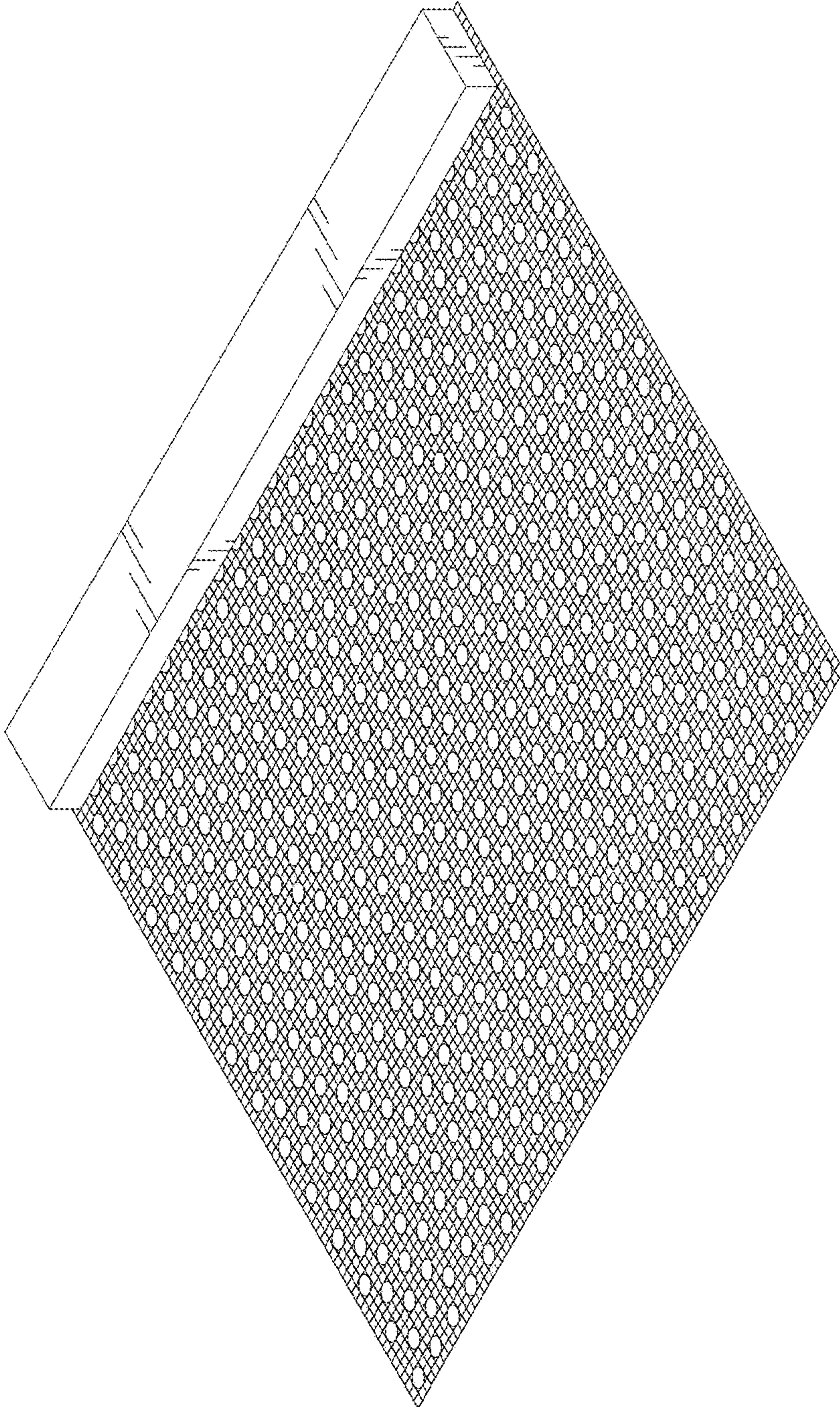


FIG. 2



FIG. 3



FIG. 4



FIG. 5



FIG. 6

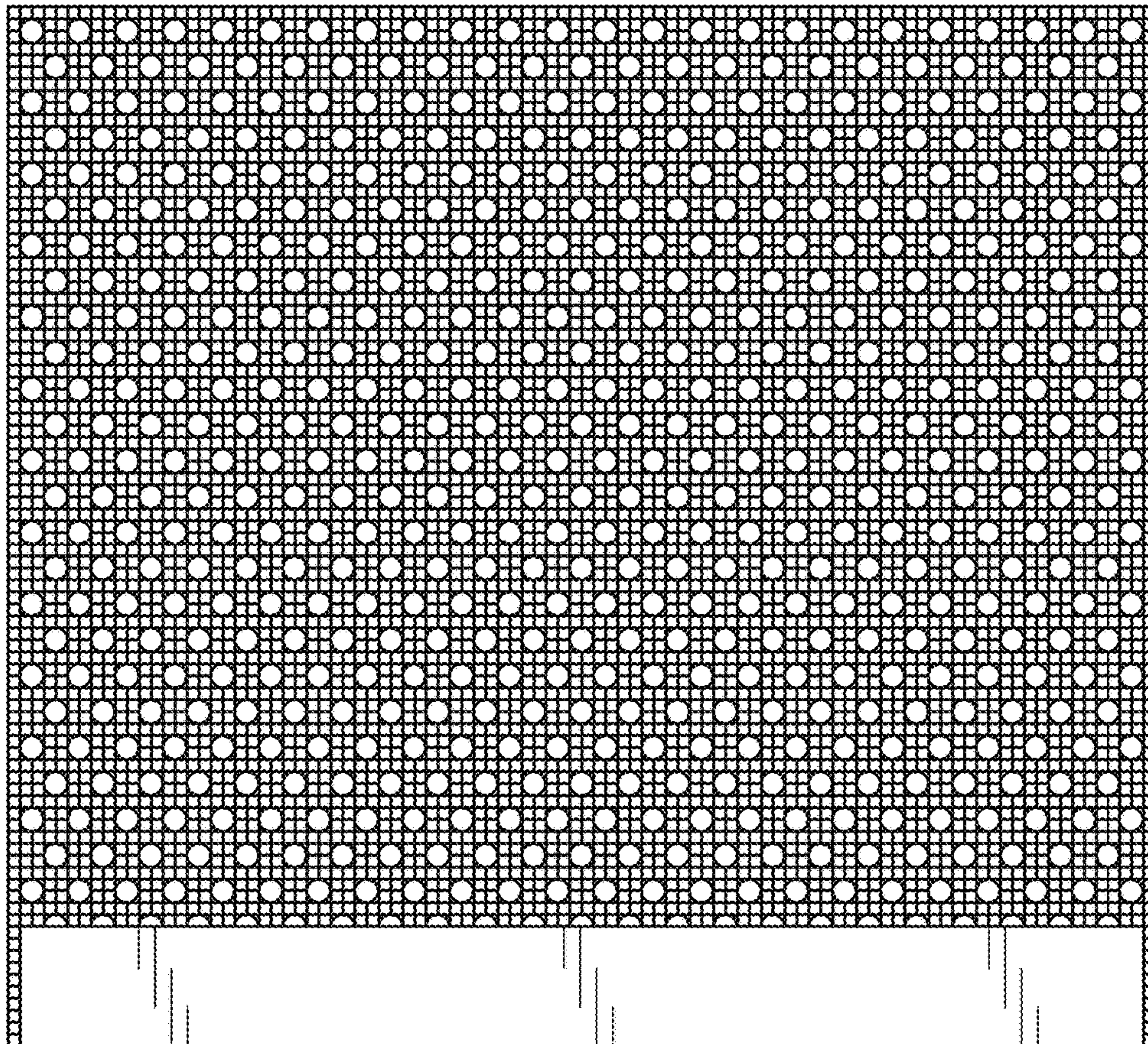


FIG. 7




FIG. 8