



US00D841358S

(12) **United States Design Patent**
Bing et al.

(10) **Patent No.:** **US D841,358 S**
(45) **Date of Patent:** **** Feb. 26, 2019**

- (54) **FLOOR MAT**
- (71) Applicant: **Cintas Corporation**, Cincinnati, OH (US)
- (72) Inventors: **Richard R. Bing**, West Chester, OH (US); **Patrick J. Chilenski**, Cincinnati, OH (US); **Jeffery L. Cofer**, Conyers, GA (US); **Bryan Colpo**, Cincinnati, OH (US); **David Mesko**, Wyoming, OH (US)
- (73) Assignee: **Cintas Corporate Services, Inc.**, Cincinnati, OH (US)

2,796,946 A	6/1957	Kulmann	
3,254,968 A	6/1966	Bender	
D256,063 S	7/1980	Burg	
4,361,614 A	11/1982	Moffitt, Jr.	
D267,828 S	2/1983	Cohen	
4,653,366 A	3/1987	Nichols et al.	
D363,577 S *	10/1995	Brightbill D32/55
5,613,332 A	3/1997	Saylor, Jr.	
5,968,631 A	10/1999	Kerr	
D418,647 S	1/2000	Snell	
6,014,779 A	1/2000	Lindholm	
D421,358 S *	3/2000	Henson D6/595
6,042,915 A	3/2000	Kessler	
6,068,908 A	5/2000	Kessler et al.	

(Continued)

- (**) Term: **15 Years**
- (21) Appl. No.: **29/595,040**
- (22) Filed: **Feb. 24, 2017**
- (51) **LOC (11) Cl.** **06-11**
- (52) **U.S. Cl.**
USPC **D6/582**
- (58) **Field of Classification Search**
USPC D6/582-588, 592, 601; D7/637;
D21/662, 671, 687, 726, 792; D23/261;
D24/212; D32/56, 57
CPC A47G 27/02; A47G 27/0212; A47G
27/0218; A47G 27/0225; A47G 27/0231;
A47G 27/0237; A47G 9/062; A47K
7/026; A47L 23/263; A47L 23/266; A61H
2205/12; A63D 15/105; G09B 19/0015;
A63B 21/4037; A63B 21/4039; A63B
6/00
See application file for complete search history.

(56) **References Cited**
U.S. PATENT DOCUMENTS

2,081,992 A	6/1937	Gavlak	
2,534,137 A *	12/1950	Lewis F16F 1/376 12/38

FOREIGN PATENT DOCUMENTS

- EP 1384520 A2 1/2004
- Primary Examiner* — Kevin K Rudzinski
- Assistant Examiner* — Clare Ann Gannon
- (74) *Attorney, Agent, or Firm* — Wood Herron & Evans LLP


(57) **CLAIM**

The ornamental design for a floor mat, as shown and described.

DESCRIPTION

FIG. 1 is a top plan view of a floor mat showing our new design;
 FIG. 2 is an enlarged detailed view thereof, showing region 2 in FIG. 1;
 FIG. 3 is a cross section view taken along line 3-3 in FIG. 2 thereof, with portions of the environment removed for ease of illustration; and,
 FIG. 4 is a cross section view taken along line 4-4 in FIG. 2 thereof, with portions of the environment removed for ease of illustration.
 The broken lines show portions of the floor mat that form no part of the claimed design.

1 Claim, 3 Drawing Sheets



(56)

References Cited

U.S. PATENT DOCUMENTS

6,093,469 A 7/2000 Callas
 6,258,202 B1 7/2001 Callas
 D446,071 S * 8/2001 Hawkins D6/596
 6,277,233 B1 8/2001 Daley
 6,303,068 B1 10/2001 Kerr et al.
 6,428,873 B1 8/2002 Kerr
 6,589,631 B1 7/2003 Suzuki et al.
 6,656,562 B2 12/2003 Malpass et al.
 D485,110 S 1/2004 Theorin
 RE38,422 E 2/2004 Rockwell, Jr. et al.
 6,726,190 B2 4/2004 Malpass et al.
 D493,322 S 7/2004 Juliano
 D497,277 S 10/2004 Ruhl et al.
 6,800,234 B2 10/2004 Ferguson et al.
 6,808,588 B1 10/2004 Streeton et al.
 6,866,916 B1 3/2005 Malpass et al.
 6,946,183 B2 9/2005 Malpass et al.

D523,192 S * 6/2006 Northrop D30/161
 D537,997 S 3/2007 Plikuhn
 D625,540 S 10/2010 Dukes
 D650,994 S 12/2011 Sheehan et al.
 8,236,392 B2 8/2012 Sawyer et al.
 D672,540 S 12/2012 Lagerfeld
 8,765,253 B1 * 7/2014 Smaldone D04B 21/16
 428/218
 D753,414 S 4/2016 Cofer et al.
 D774,326 S * 12/2016 Chang D6/583
 D793,766 S * 8/2017 Weng D6/582
 D799,759 S * 10/2017 Elliott D30/161
 2002/0114926 A1 8/2002 Malpass et al.
 2004/0007802 A1 1/2004 Malpass et al.
 2004/0256765 A1 12/2004 Malpass et al.
 2005/0100711 A1 5/2005 Malpass et al.
 2006/0083888 A1 4/2006 Downes et al.
 2012/0324805 A1 12/2012 Reichwein et al.
 2013/0067651 A1 3/2013 Brown et al.

* cited by examiner

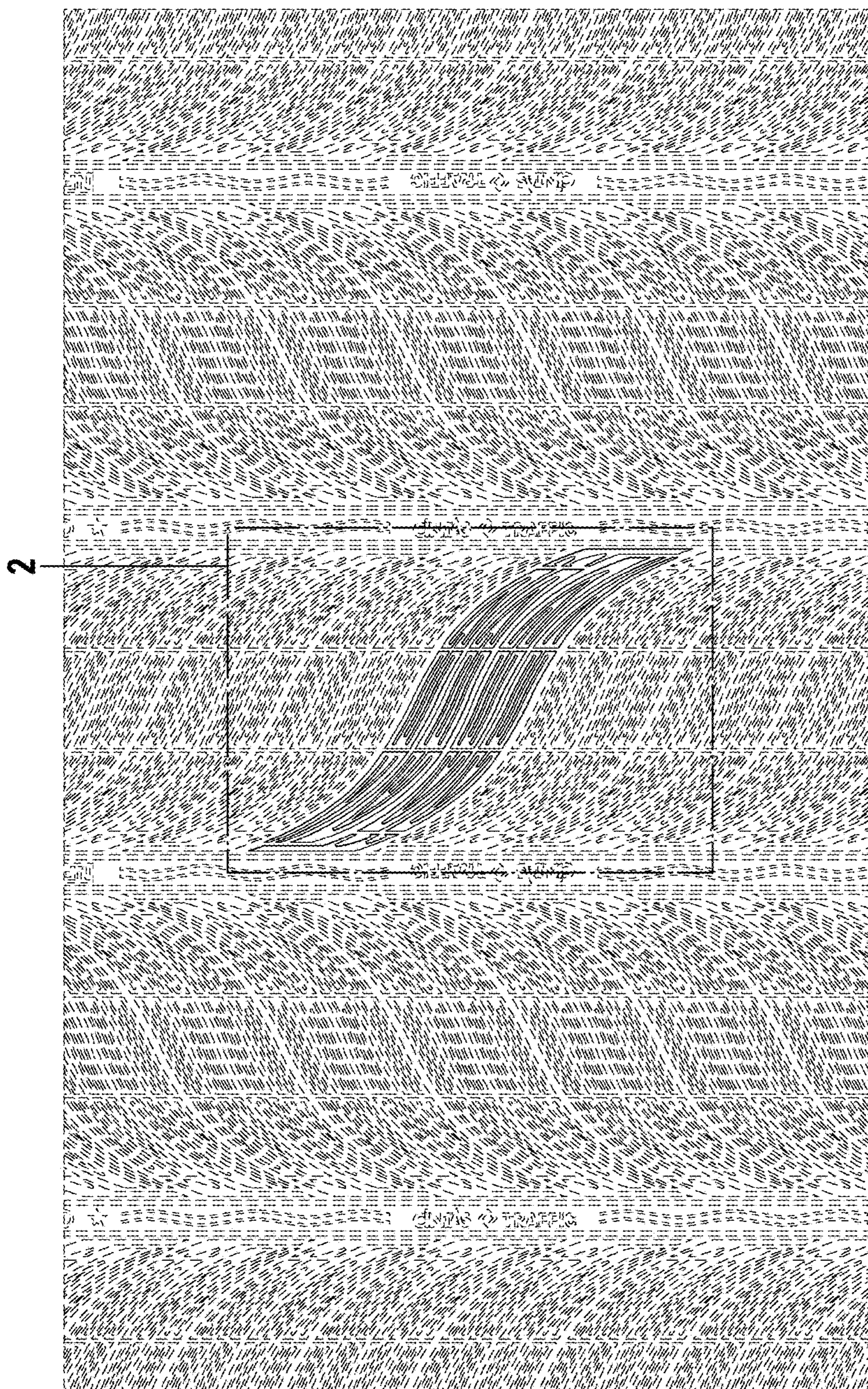


FIG. 1

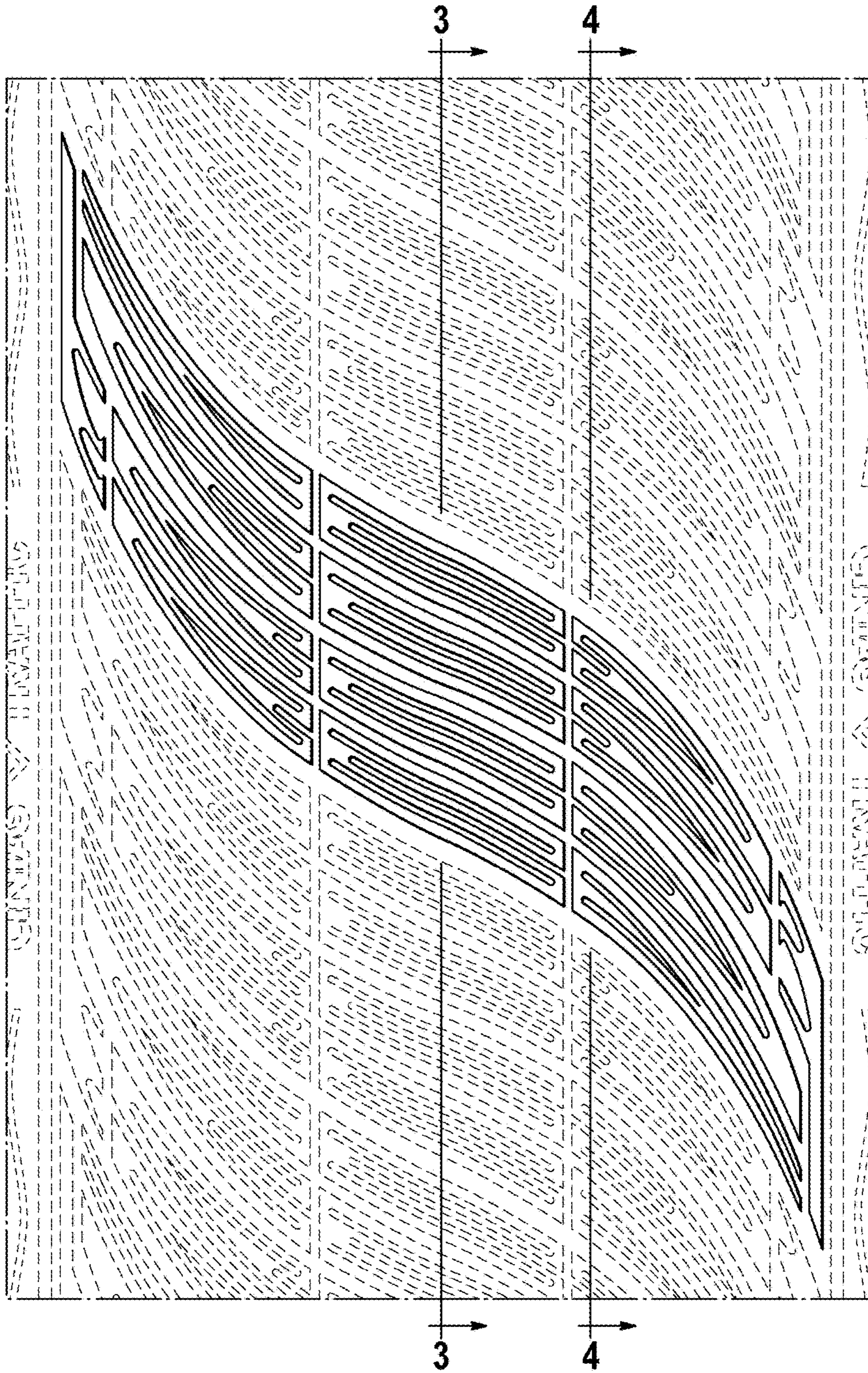


FIG. 2

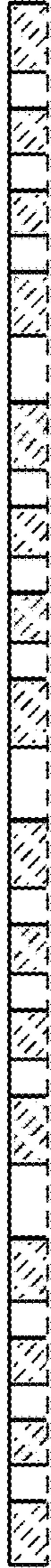


FIG. 3



FIG. 4