



US00D841352S

(12) **United States Design Patent** (10) **Patent No.:** **US D841,352 S**
Bekas (45) **Date of Patent:** **** Feb. 26, 2019**

(54) **BENCH SEAT FOR A VEHICLE**
(71) Applicant: **Jaguar Land Rover Limited**, Whitley,
Coventry (GB)
(72) Inventor: **Mariusz Bekas**, Coventry (GB)
(73) Assignee: **Jaguar Land Rover Limited**, Whitley,
Coventry (GB)
(**) Term: **15 Years**
(21) Appl. No.: **29/629,191**
(22) Filed: **Dec. 12, 2017**
(30) **Foreign Application Priority Data**

Jun. 15, 2017 (EM) 004048874
(51) **LOC (11) Cl.** **06-01**
(52) **U.S. Cl.**
USPC **D6/356**
(58) **Field of Classification Search**
USPC D6/334, 356, 360, 369, 370, 374, 376,
D6/716, 716.1, 716.2, 716.3, 716.4,
D6/716.5, 716.7; D21/521, 533, 548
CPC A61H 2201/0149; B60N 2/06; B60N 2/20;
B60N 2/22; B60N 2/58; B60N 2/68;
B60N 2/80; B60N 2/643; B60N 2/888;
B60N 2/859; B60N 2/1615; B60N
2/7035; B60N 2/42745; B60N 2002/0272;
B60N 2205/35
See application file for complete search history.

(56) **References Cited**

U.S. PATENT DOCUMENTS

D576,811 S * 9/2008 Wyszogrod D6/356
D577,499 S * 9/2008 Tsay D6/356
D578,315 S * 10/2008 Wyszogrod D6/356
D590,611 S * 4/2009 Higashida D6/356
D590,612 S * 4/2009 Zhang D6/356

D614,879 S * 5/2010 Higashida D6/356
D641,178 S * 7/2011 Drilling D6/334
D650,188 S * 12/2011 Nakaminami D6/356
D650,189 S * 12/2011 Nakaminami D6/356
D686,422 S * 7/2013 Robinson D6/356
8,506,015 B2 * 8/2013 Le B60N 2/68
297/452.18
D723,825 S * 3/2015 Persson D6/356
D724,338 S * 3/2015 Nicholas D6/356
D774,319 S * 12/2016 Ingenlath D6/356
9,616,779 B2 * 4/2017 Barzen B60N 2/2222
9,637,035 B2 * 5/2017 Abe B60N 2/646
9,682,643 B2 * 6/2017 Wegenka B60N 2/242
9,758,075 B2 * 9/2017 Andersson B60N 2/468
9,764,844 B2 * 9/2017 Le B64D 11/0639
D799,224 S * 10/2017 Callum D6/356
9,789,826 B2 * 10/2017 Itou B60R 7/084
D804,207 S * 12/2017 Blomme D6/356
9,914,382 B2 * 3/2018 De Nichilo B60N 2/72

(Continued)

Primary Examiner — Kevin K Rudzinski
Assistant Examiner — Paul D Bohannon
(74) *Attorney, Agent, or Firm* — Wood Herron & Evans
LLP

(57) **CLAIM**

The ornamental design for a bench seat for a vehicle, as shown and described.

DESCRIPTION

FIG. 1 is a front right perspective view of a bench seat for a vehicle according to the present invention.
FIG. 2 is a front left perspective view of the bench seat shown in FIG. 1.
FIG. 3 is a rear left perspective view thereof.
FIG. 4 is a rear right perspective view thereof.
FIG. 5 is a front view thereof.
FIG. 6 is a rear view thereof.
FIG. 7 is a left side view thereof.
FIG. 8 is a right side view thereof; and,
FIG. 9 is a top view thereof.

1 Claim, 9 Drawing Sheets



(56)

References Cited

U.S. PATENT DOCUMENTS

9,925,895	B2 *	3/2018	Ellis	B64D 11/06
9,981,583	B2 *	5/2018	Iwakata	B60N 2/58
10,035,433	B2 *	7/2018	Muraiti	B60N 2/01
2018/0105272	A1 *	4/2018	Scott	B64D 11/0646

* cited by examiner



FIG. 1



FIG. 2




FIG. 3



FIG. 4




FIG. 5

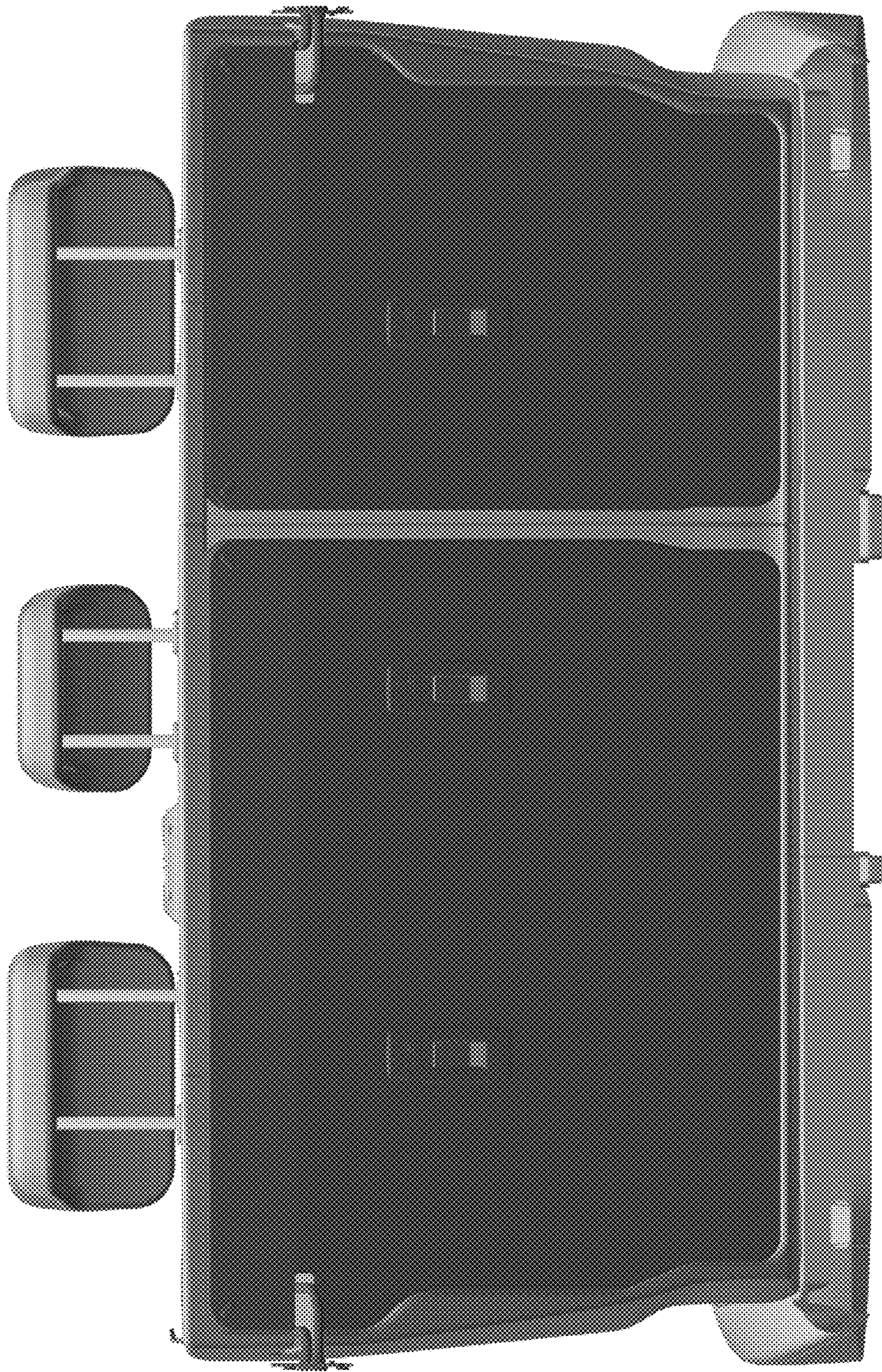


FIG. 6




FIG. 7




FIG. 8

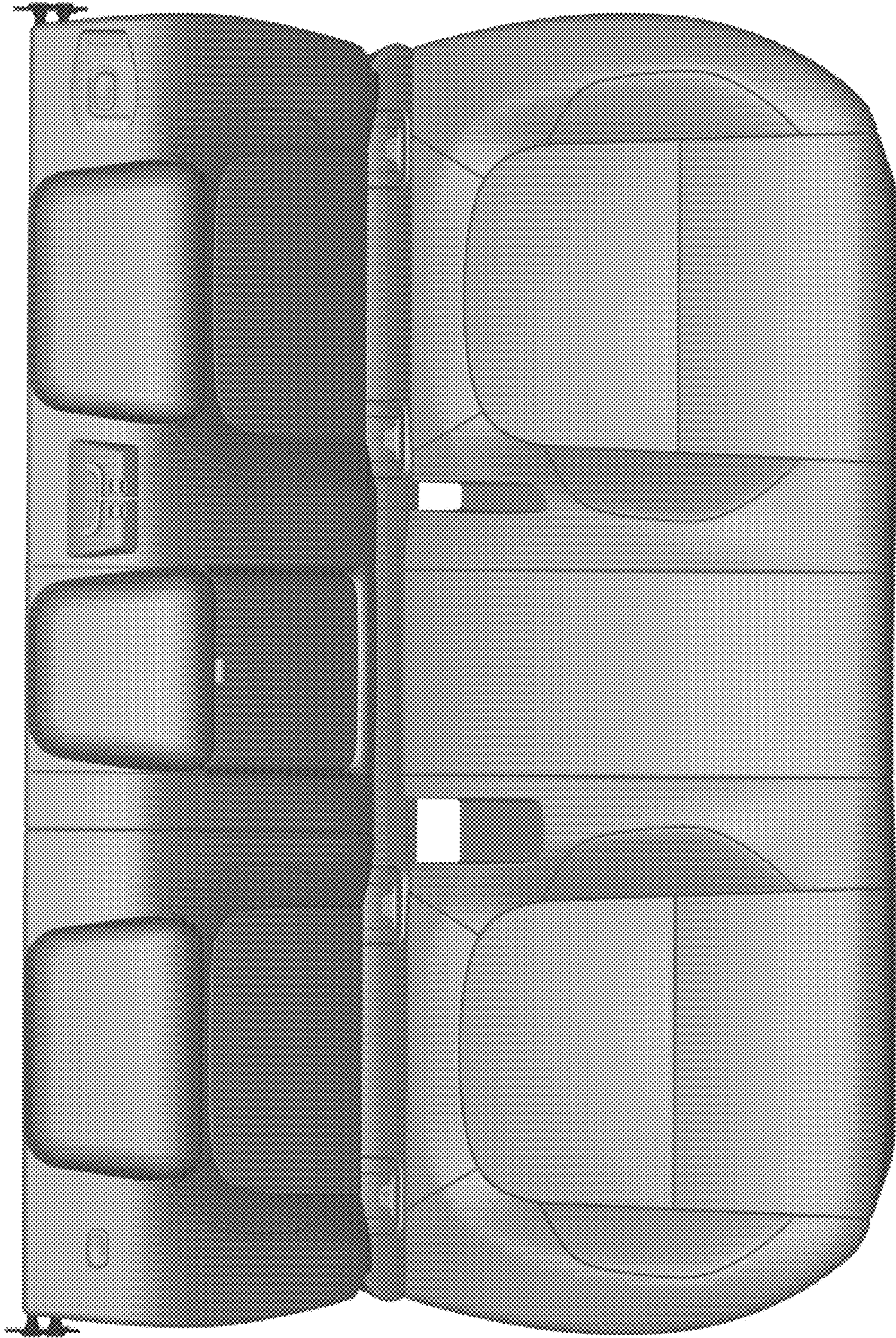


FIG. 9