



US00D841348S

(12) **United States Design Patent** (10) **Patent No.:** **US D841,348 S**
Hodder et al. (45) **Date of Patent:** **** Feb. 26, 2019**

- (54) **BENCH SEAT FOR A VEHICLE**
- (71) Applicant: **Jaguar Land Rover Limited**, Whitley, Coventry (GB)
- (72) Inventors: **Jonathan Hodder**, Coventry (GB); **Paul Ray**, Coventry (GB); **Paul Hanstock**, Coventry (GB)
- (73) Assignee: **Jaguar Land Rover Limited**, Whitley, Coventry (GB)
- (**) Term: **15 Years**
- (21) Appl. No.: **29/622,579**
- (22) Filed: **Oct. 18, 2017**
- (30) **Foreign Application Priority Data**

Apr. 21, 2017 (EM) 003866953

- (51) **LOC (11) Cl.** **06-01**
- (52) **U.S. Cl.**
USPC **D6/356**
- (58) **Field of Classification Search**
USPC D6/334, 356, 360, 369, 370, 374, 376,
D6/716, 716.1, 716.2, 716.3, 716.4,
D6/716.5, 716.7; D21/521, 533, 548
CPC A61H 2201/0149; B60N 2/06; B60N 2/20;
B60N 2/22; B60N 2/58; B60N 2/68;
B60N 2/80; B60N 2/643; B60N 2/888;
B60N 2/859; B60N 2/1615; B60N
2/7035; B60N 2/42745; B60N 2002/0272;
B60N 2205/35
See application file for complete search history.

(56) **References Cited**
U.S. PATENT DOCUMENTS

- D576,811 S * 9/2008 Wyszogrod D6/356
- D578,315 S * 10/2008 Wyszogrod D6/356

- D590,611 S * 4/2009 Higashida D6/356
- D590,612 S * 4/2009 Zhang D6/356
- D614,879 S * 5/2010 Higashida D6/356
- D650,188 S * 12/2011 Nakaminami D6/356
- D650,189 S * 12/2011 Nakaminami D6/356
- D723,825 S * 3/2015 Persson D6/356
- D774,319 S * 12/2016 Ingenlath D6/356
- 9,616,779 B2 * 4/2017 Barzen B60N 2/222
- 9,758,075 B2 * 9/2017 Andersson B60N 2/468
- D799,224 S * 10/2017 Callum D6/356
- 9,789,826 B2 * 10/2017 Itou B60R 7/084
- D804,207 S * 12/2017 Blomme D6/356
- 9,914,382 B2 * 3/2018 De Nichilo B60N 2/72
- 9,981,583 B2 * 5/2018 Iwakata B60N 2/58

* cited by examiner

Primary Examiner — Kevin K Rudzinski
Assistant Examiner — Paul D Bohannon
(74) *Attorney, Agent, or Firm* — Wood Herron & Evans LLP


(57) **CLAIM**

The ornamental design for a bench seat for a vehicle, as shown and described.

DESCRIPTION

FIG. 1 is a front right perspective view of a bench seat for a vehicle according to the present invention.
FIG. 2 is a front left perspective view of the bench seat as shown in FIG. 1.
FIG. 3 is a rear left perspective view thereof.
FIG. 4 is a rear right perspective view thereof.
FIG. 5 is a front view thereof.
FIG. 6 is a rear view thereof.
FIG. 7 is a left side view thereof.
FIG. 8 is a right side view thereof; and,
FIG. 9 is a top view thereof.

1 Claim, 9 Drawing Sheets






FIG. 1




FIG. 2




FIG. 3




FIG. 4




FIG. 5




FIG. 6




FIG. 7




FIG. 8




FIG. 9