



US00D841333S

(12) **United States Design Patent** (10) **Patent No.:** **US D841,333 S**
Wainless et al. (45) **Date of Patent:** **** Feb. 26, 2019**

(54) **REFILL HEAD FOR AN ORAL CARE IMPLEMENT**

(71) Applicant: **COLGATE-PALMOLIVE COMPANY**, New York, NY (US)

(72) Inventors: **Daniel Wainless**, New Brunswick, NJ (US); **Douglas Hohlbein**, Hopewell, NJ (US); **Douglas Henderson**, Basking Ridge, NJ (US); **Thuanchong Tan**, Shanghai (CN); **Pengyang Fu**, Shanghai (CN)

(73) Assignee: **Colgate Palmolive Company**, New York, NY (US)

(**) Term: **15 Years**

(21) Appl. No.: **29/585,613**

(22) Filed: **Nov. 28, 2016**

(51) **LOC (11) Cl.** **04-02**

(52) **U.S. Cl.**
USPC **D4/101**

(58) **Field of Classification Search**
USPC D4/100, 101, 102, 104, 108, 112, 113;
D24/119, 152, 176
CPC A46B 5/00; A46B 5/0016; A46B 5/0095;
A46B 5/21; A46B 9/04; A46B 9/10;
A46B 2200/106

See application file for complete search history.

(56) **References Cited**

U.S. PATENT DOCUMENTS

5,875,510 A 3/1999 Lamond et al.
6,145,152 A 11/2000 Ward

6,546,585 B1 4/2003 Blaustein et al.
D517,325 S * 3/2006 Black D4/108
D611,712 S * 3/2010 Stoerkel D4/104
D703,443 S * 4/2014 Gatzemeyer D4/101
9,038,225 B2 * 5/2015 Haynes A61C 17/26
15/28
D734,613 S * 7/2015 Yoshida D4/101
D805,306 S * 12/2017 Masee D4/101
2007/0294847 A1 * 12/2007 Wang A61C 17/349
15/22.2
2016/0338811 A1 * 11/2016 Bloch A61C 17/3418

* cited by examiner

Primary Examiner — Karen S Acker
Assistant Examiner — Jasmine Mlinarcik



(57) **CLAIM**

The ornamental design for a refill head for an oral care implement, as shown and described.

DESCRIPTION

FIG. 1 is a front right perspective view of a refill head for an oral care implement according to the new design; FIG. 2 is a rear left perspective view thereof; FIG. 3 is a front view thereof; FIG. 4 is a rear view thereof; FIG. 5 is a right side view thereof; FIG. 6 is a left side view thereof; FIG. 7 is an enlarged top view thereof; and, FIG. 8 is an enlarged bottom view thereof. The broken lines formed by even length segments shown in the drawings are for environmental structure that forms no part of the claimed design.

1 Claim, 4 Drawing Sheets






FIG. 1




FIG. 2




FIG. 3

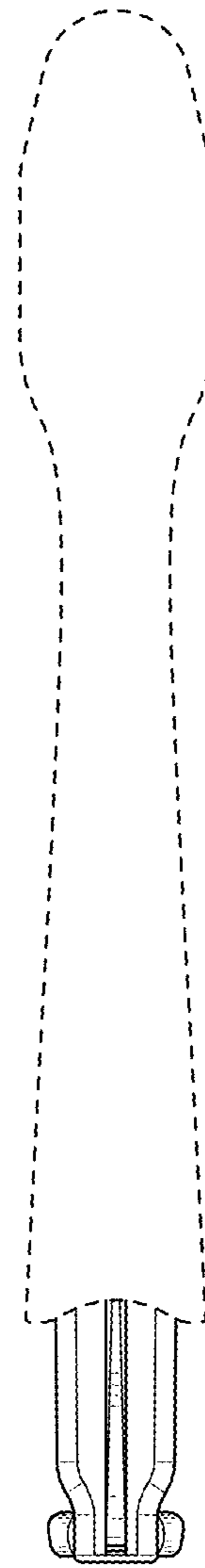


FIG. 4

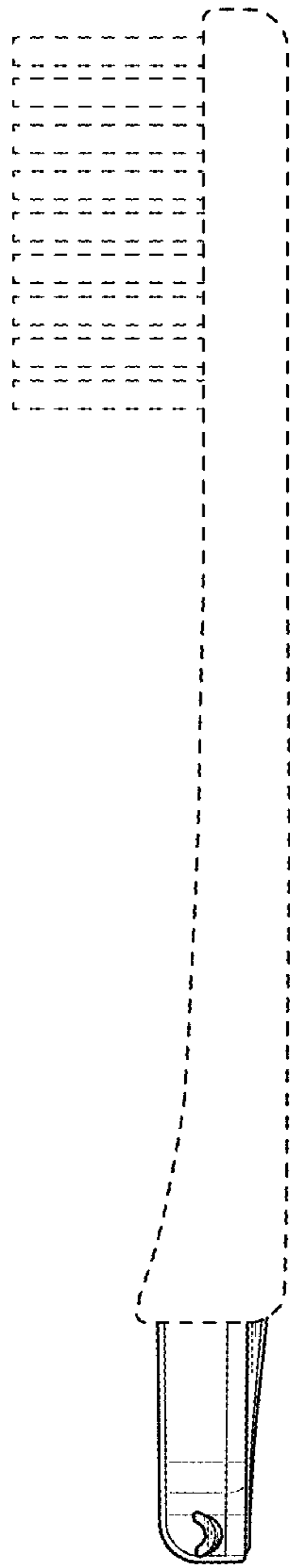


FIG. 5




FIG. 6

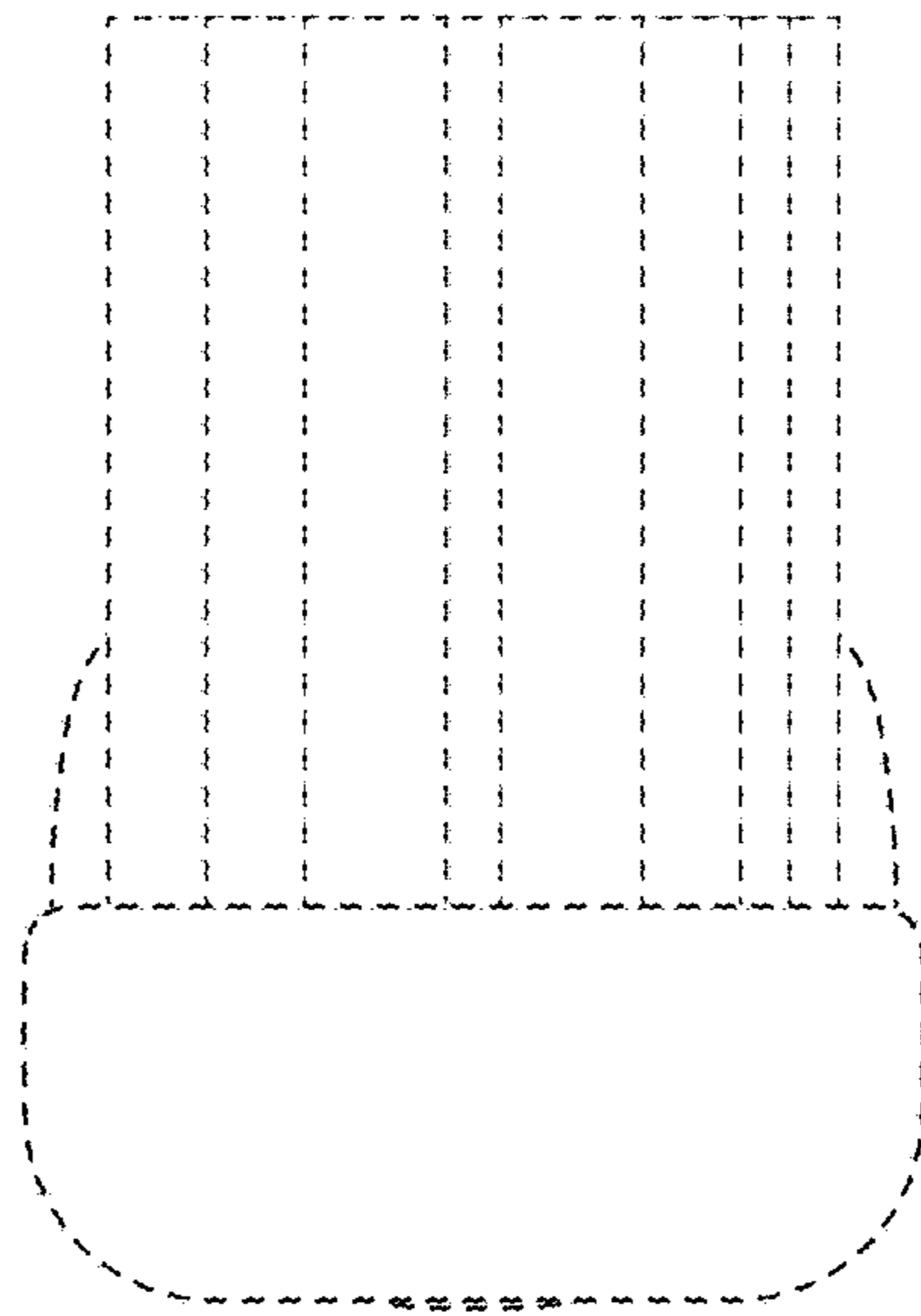


FIG. 7

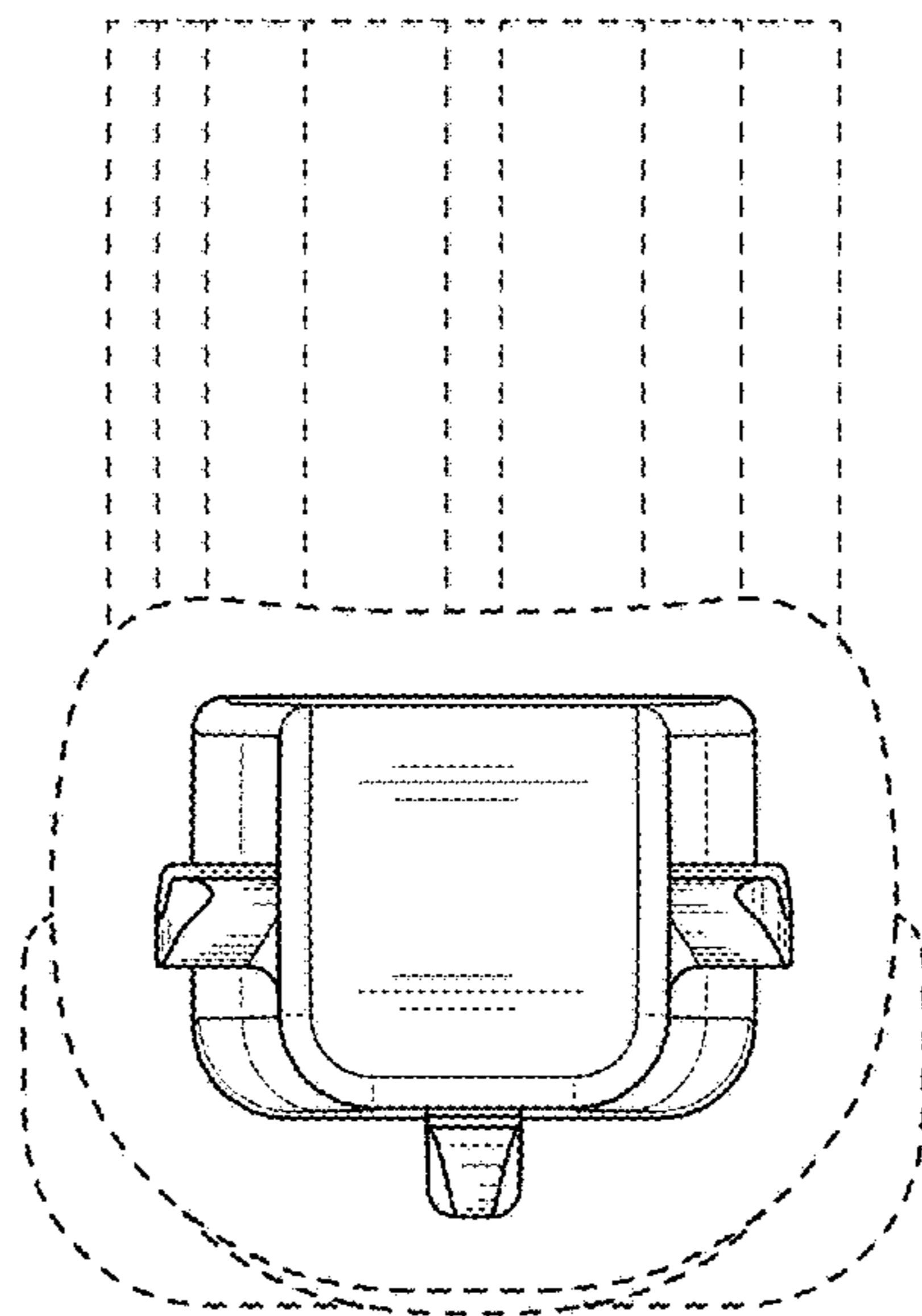


FIG. 8