



US00D841316S

(12) **United States Design Patent** (10) **Patent No.:** **US D841,316 S**
Paschke et al. (45) **Date of Patent:** **** Feb. 26, 2019**

(54) **CLIP ACCESSORY FOR A WEARABLE FITNESS MONITOR**

(71) Applicant: **Fitbit, Inc.**, San Francisco, CA (US)

(72) Inventors: **Brian Dennis Paschke**, San Francisco, CA (US); **Jonah Avram Becker**, San Francisco, CA (US); **Susan Elizabeth McKinney**, San Francisco, CA (US); **Ellise Noel Smolenyak**, San Francisco, CA (US); **Byron Ben-Ming Hsieh**, San Francisco, CA (US); **Anthony Joseph Smith**, Berkeley, CA (US); **Gad Amit**, San Mateo, CA (US)

(73) Assignee: **Fitbit, Inc.**, San Francisco, CA (US)

(**) Term: **15 Years**

(21) Appl. No.: **29/621,239**

(22) Filed: **Oct. 5, 2017**

Related U.S. Application Data

(63) Continuation of application No. 29/563,922, filed on May 9, 2016, now Pat. No. Des. 802,452.

(51) **LOC (11) Cl.** **03-01**

(52) **U.S. Cl.**
USPC **D3/215**; D3/218; D10/80

(58) **Field of Classification Search**
USPC D3/215, 218; D10/80, 103
CPC H04B 1/3827; H04B 1/3833; H04B 1/385;
H04B 1/3877; H04B 1/3888; H04B
(Continued)

(56) **References Cited**

U.S. PATENT DOCUMENTS

5,511,702 A 4/1996 Yang
D548,457 S 8/2007 Reinerio
D555,896 S 11/2007 Ward-Llewellyn
(Continued)

OTHER PUBLICATIONS

U.S. Ex Parte Quayle Action, dated Feb. 25, 2014, issued in Design U.S. Appl. No. 29/467,282.

(Continued)

Primary Examiner — Antoine Duval Davis
(74) *Attorney, Agent, or Firm* — Polson Intellectual Property Law, PC; Margaret Polson

(57) **CLAIM**

We claim the ornamental design for a clip accessory for a wearable fitness monitor, as shown and described.

DESCRIPTION

FIG. 1 is an isometric view of a clip accessory for a wearable fitness monitor.

FIG. 2 is a back view of the clip accessory of FIG. 1.

FIG. 3 is a front view of the clip accessory of FIG. 1.

FIG. 4 is a top view of the clip accessory of FIG. 1.

FIG. 5 is a bottom view of the clip accessory of FIG. 1.

FIG. 6 is a side view of the clip accessory of FIG. 1; the left and right side views are identical since the clip accessory is symmetric in this respect.

FIG. 7 is an off-angle view of the clip accessory of FIG. 1.

FIG. 8 is a different off-angle view of the clip accessory of FIG. 1.

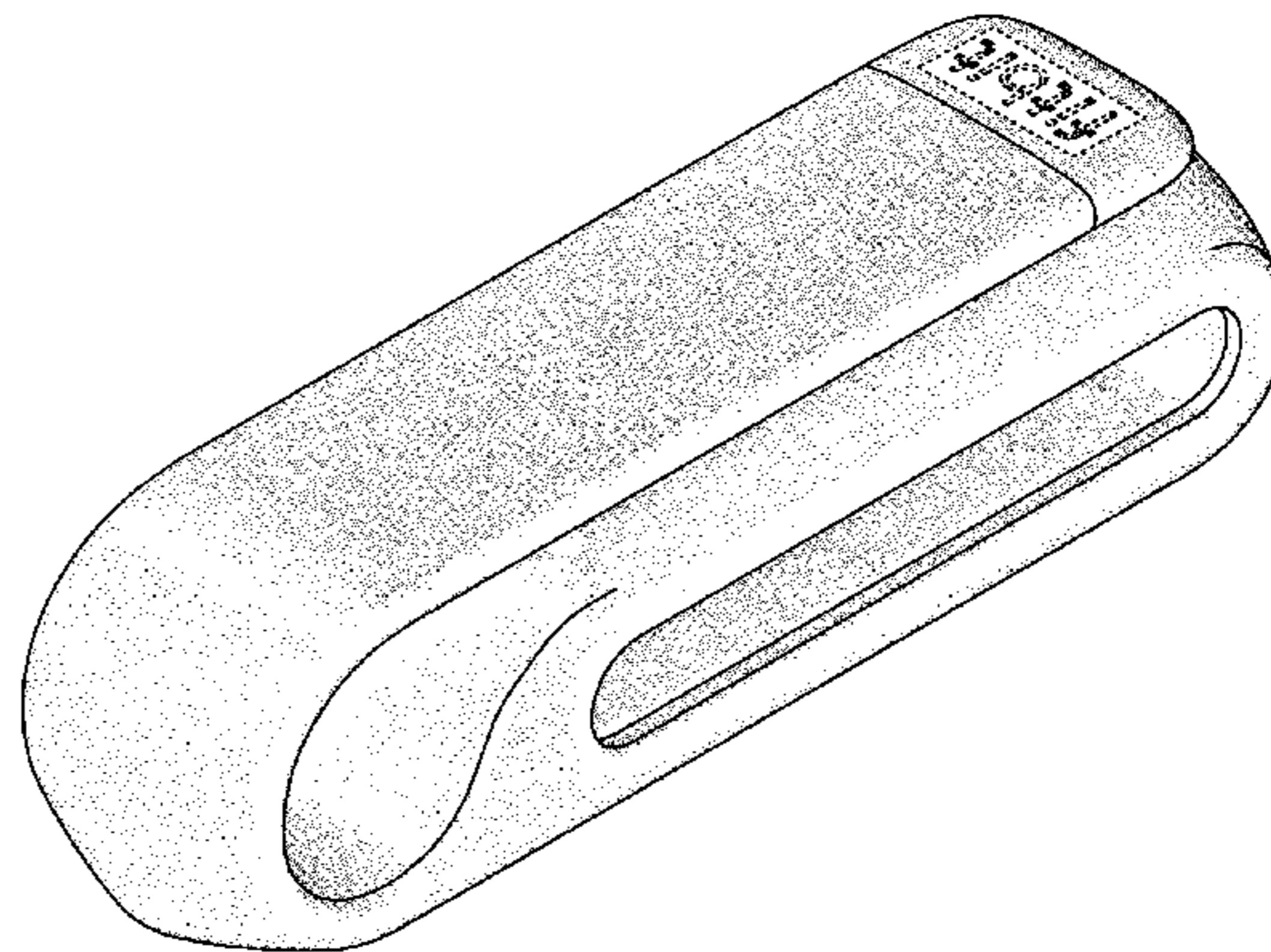
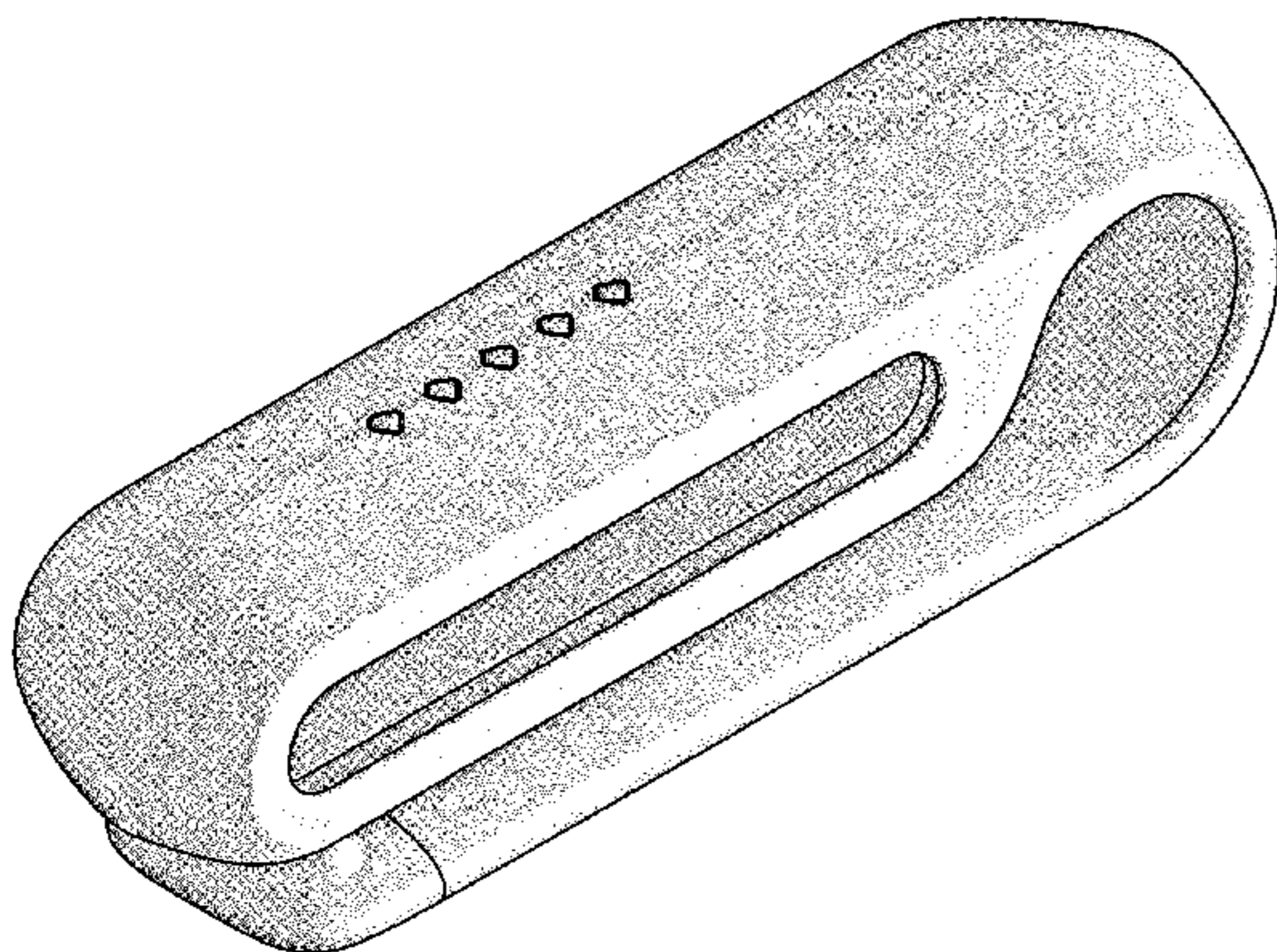
FIG. 9 is a side view of the clip accessory of FIG. 1 with a wearable fitness monitor inserted inside the clip accessory; and,

FIG. 10 depicts the clip accessory with the wearable fitness monitor or pebble inserted.

Stipple shading is used in all of the accompanying Figures to convey surface contouring and not texture.

The broken line showing of structural features is included for the purpose of illustrating non-claimed subject matter and forms no part of the claimed design.

1 Claim, 8 Drawing Sheets



(58) **Field of Classification Search**

CPC 2001/3855; H04B 2001/3861; H04B
2001/3866; H04B 2001/3872

See application file for complete search history.

(56) **References Cited**

U.S. PATENT DOCUMENTS

D659,037 S 5/2012 Madsen et al.
D685,570 S 7/2013 Ito et al.
D706,531 S 6/2014 Park et al.
D707,041 S 6/2014 Park et al.
D729,655 S 5/2015 Bauer et al.
D758,901 S 6/2016 Benoit et al.
D760,098 S 6/2016 Benoit et al.
D803,077 S * 11/2017 Paschke D10/70

OTHER PUBLICATIONS

U.S. Notice of Allowance, dated Apr. 10, 2014, issued in Design
Appl. No. 29/467,282.

U.S. Ex Parte Quayle Action, dated Feb. 26, 2014, issued in Design
U.S. Appl. No. 29/467,284.

U.S. Notice of Allowance, dated Apr. 10, 2014, issued in Design
U.S. Appl. No. 29/467,284.

U.S. Appl. No. 29/568,588, filed Jun. 20, 2016, Paschke et al.

U.S. Notice of Allowance, dated Jul. 6, 2017, issued in Design U.S.
Appl. No. 29/568,588.

* cited by examiner




Figure 1




Figure 2




Figure 3




Figure 4




Figure 5

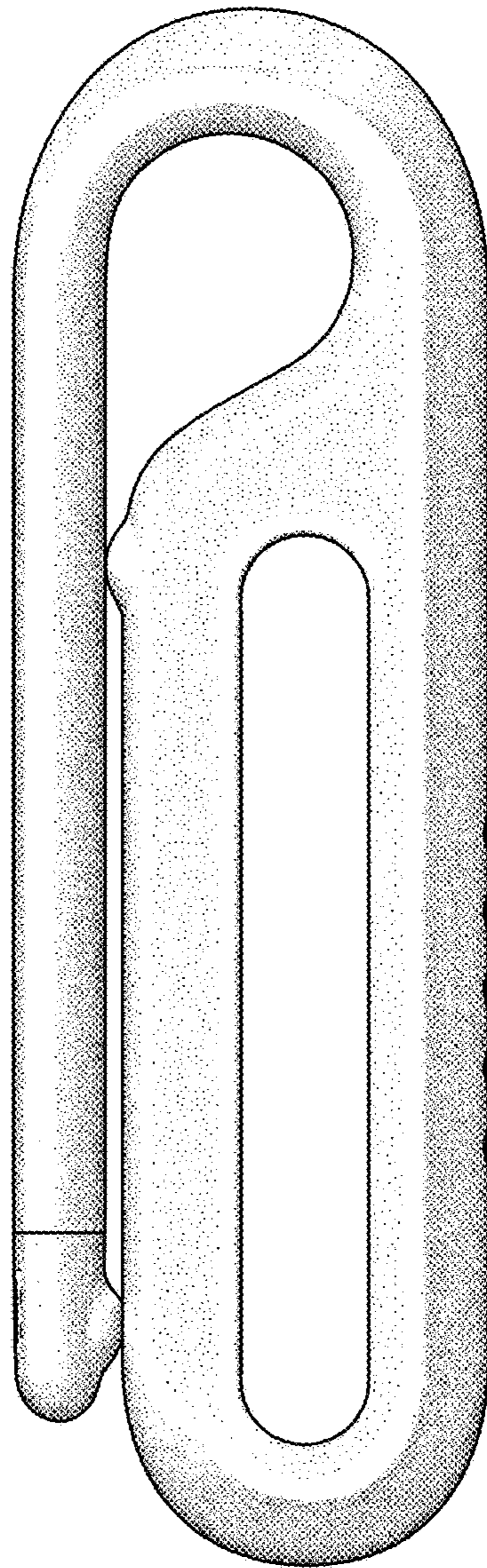


Figure 6

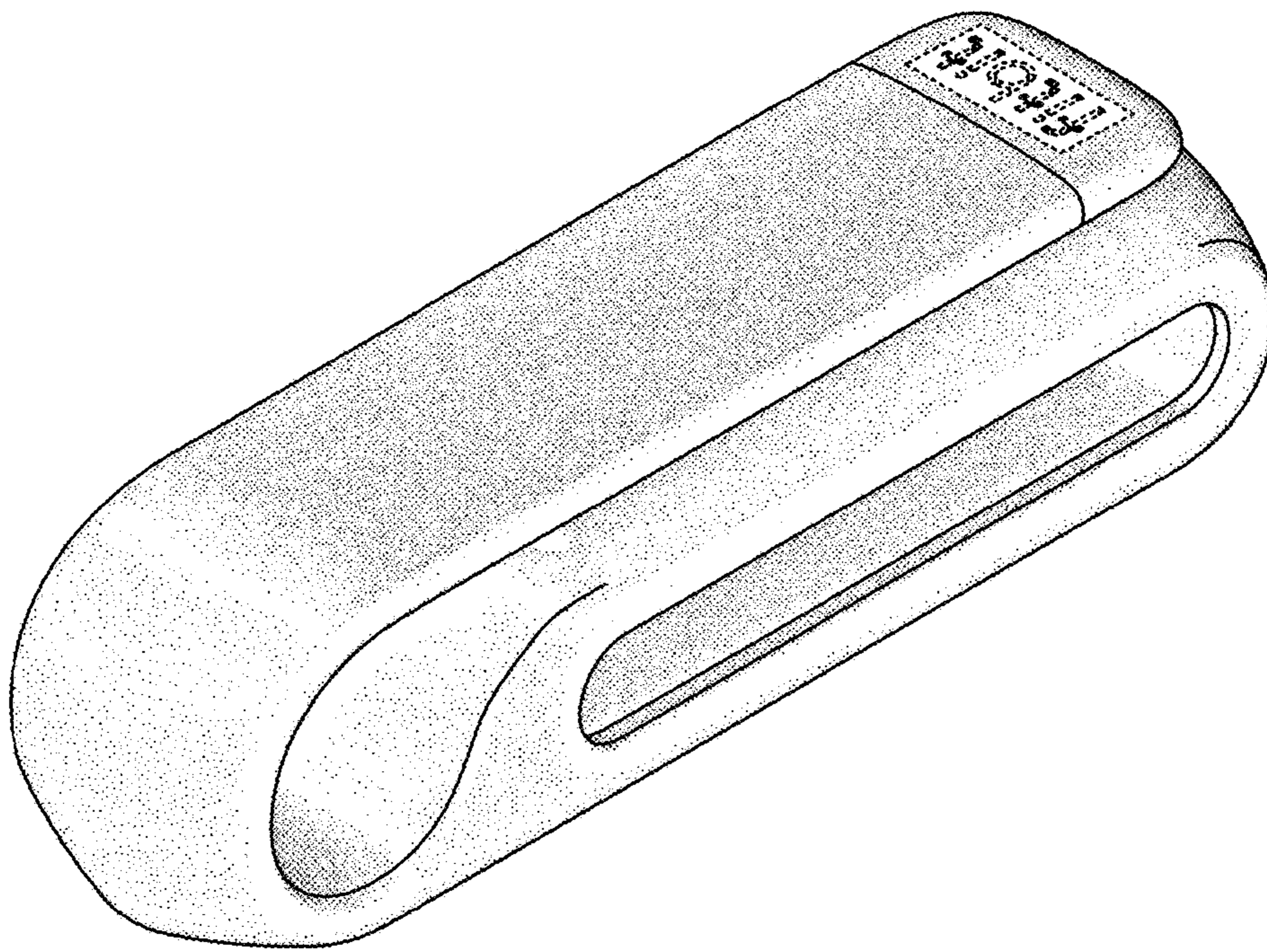


Figure 7

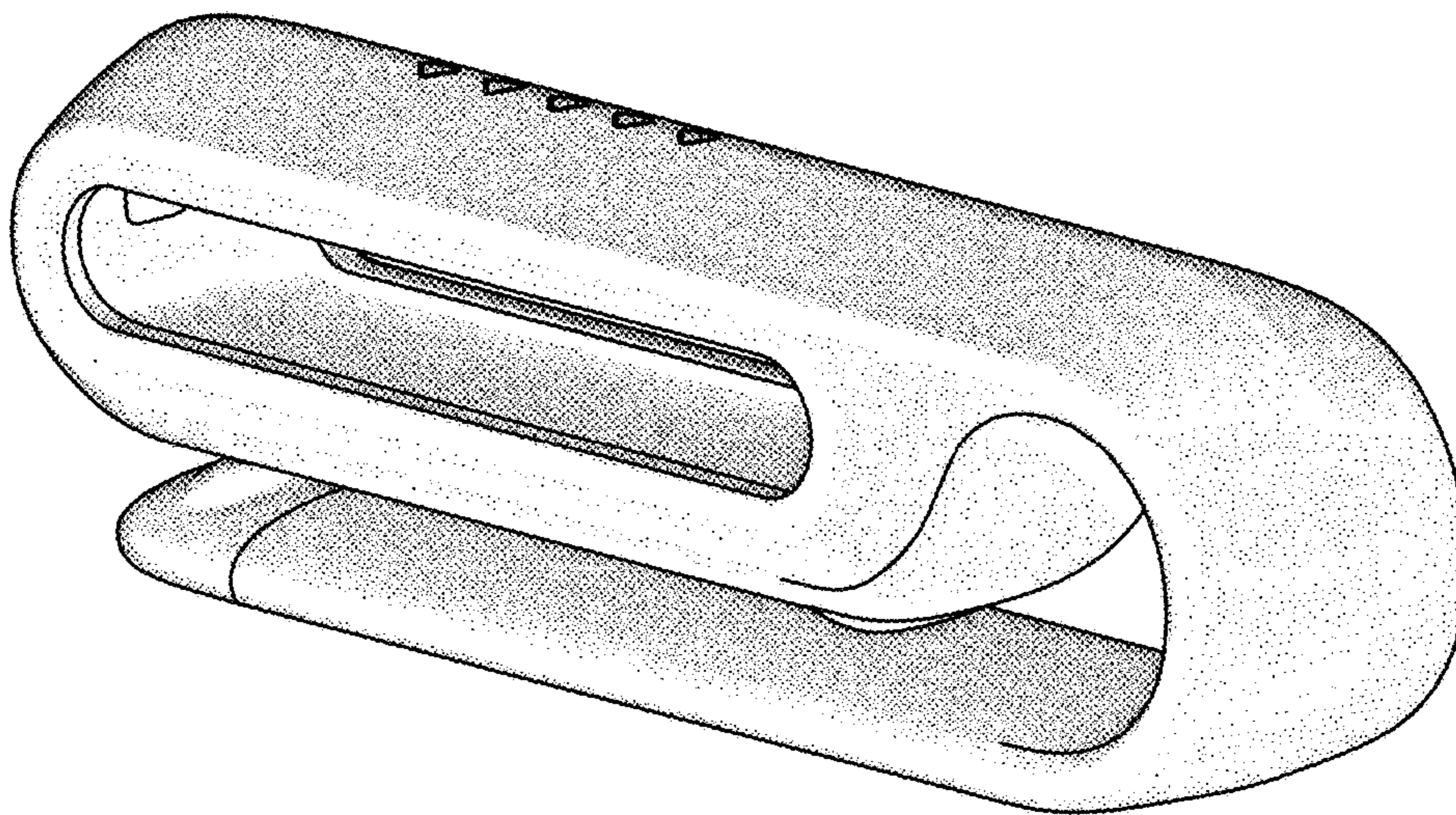


Figure 8

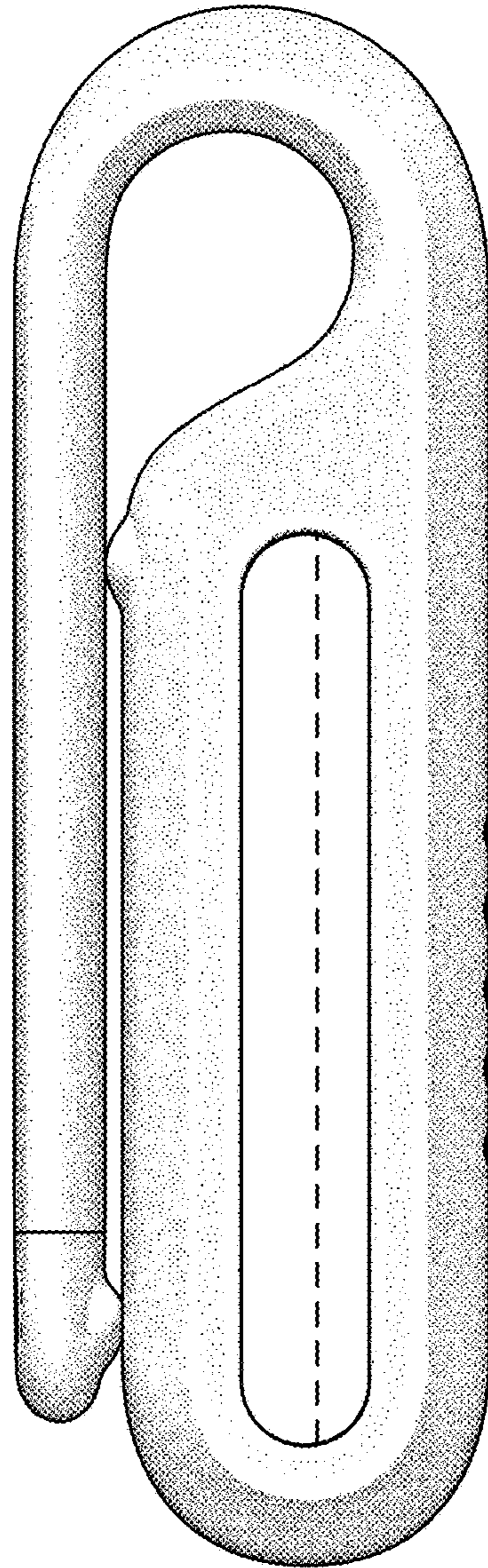


Figure 9

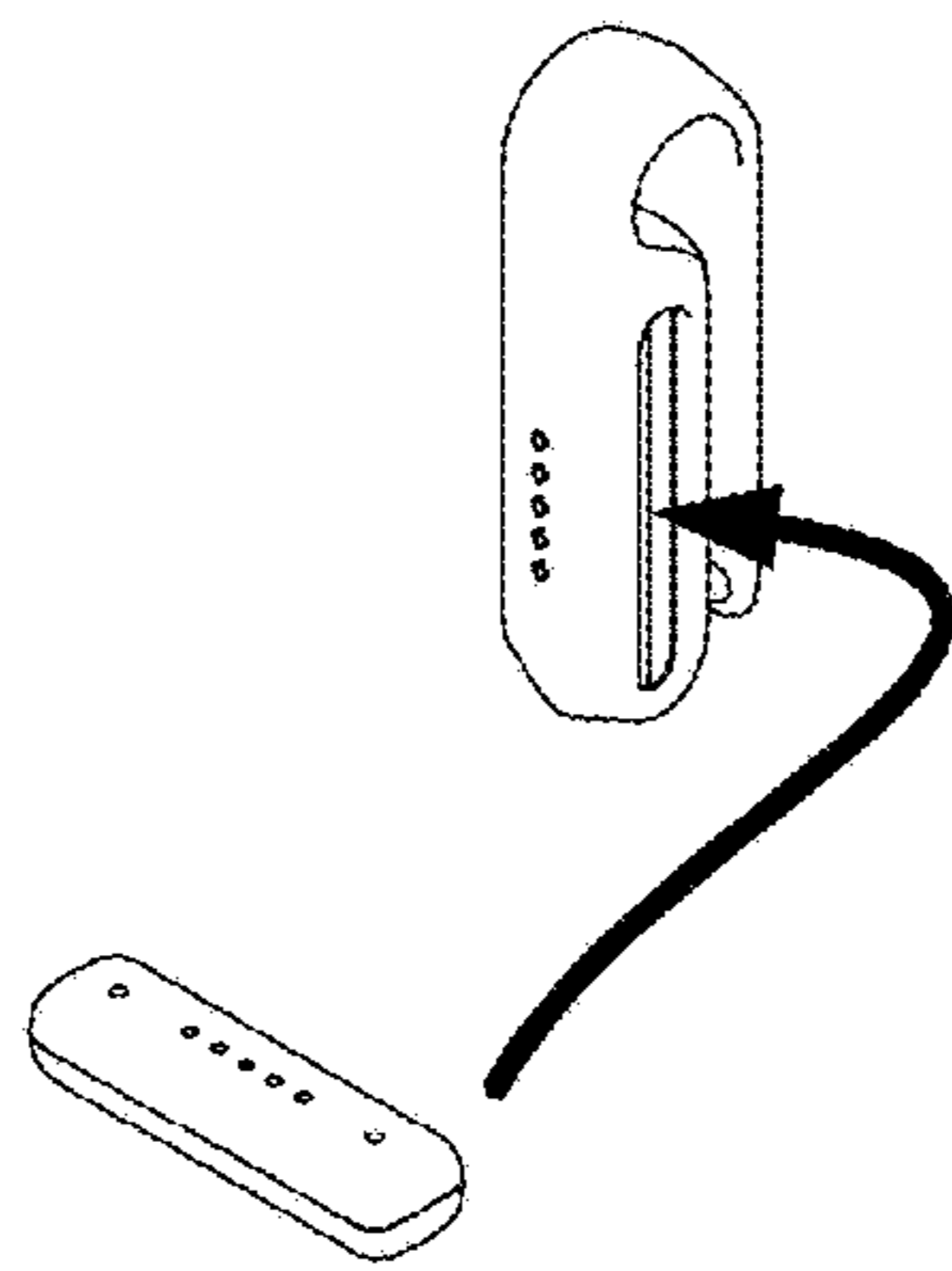


Figure 10