



US00D841307S

(12) **United States Design Patent** (10) **Patent No.:** **US D841,307 S**  
**Syed** (45) **Date of Patent:** **\*\* Feb. 26, 2019**

(54) **SURFACE ORNAMENTATION FOR SHOES**

(71) Applicant: **Mustafa Ahmed Syed**, Ann Arbor, MI (US)

(72) Inventor: **Mustafa Ahmed Syed**, Ann Arbor, MI (US)

(\*\*) Term: **15 Years**

(21) Appl. No.: **29/587,432**

(22) Filed: **Dec. 13, 2016**

(51) **LOC (11) Cl.** ..... **02-04**

(52) **U.S. Cl.**  
USPC ..... **D2/977**

(58) **Field of Classification Search**  
USPC ..... D2/896-900, 909-912, 920, 923, 943, D2/946, 969, 970, 974, 977, 978  
CPC .. A43B 5/06; A43B 15/00; A43B 5/04; A43B 3/16; A43B 23/02  
See application file for complete search history.

(56) **References Cited**

**U.S. PATENT DOCUMENTS**

- 2,575,783 A \* 11/1951 Batchelder, Jr. .... A43B 15/00 36/78
- D365,199 S \* 12/1995 Avar ..... D2/969
- D404,553 S \* 1/1999 Greenberg ..... D2/969
- D407,540 S \* 4/1999 Dolinsky ..... D2/946
- D420,790 S \* 2/2000 Oliva ..... D2/902
- D481,860 S \* 11/2003 Robbins ..... D2/969
- D484,301 S \* 12/2003 Issler ..... D2/946

- D494,357 S \* 8/2004 Del Biondi ..... D2/972
- D521,252 S \* 5/2006 Hou ..... D02G 3/34 D5/99
- D525,775 S \* 8/2006 Cintron ..... D2/977
- D561,452 S \* 2/2008 Belley ..... D2/969
- D583,134 S \* 12/2008 Moore ..... D2/946
- D591,493 S \* 5/2009 Yi ..... D2/946
- D662,696 S \* 7/2012 Baker ..... D2/946
- D730,032 S \* 5/2015 D'Arienzo ..... D2/947
- D759,365 S \* 6/2016 Henderson ..... A43B 15/00 D2/977

\* cited by examiner

*Primary Examiner* — Rashida C. Walshon  
(74) *Attorney, Agent, or Firm* — Dunlap Bennett & Ludwig PLLC; Brendan E. Squire


(57) **CLAIM**

The ornamental design for a surface ornamentation for shoes, as shown and described.

**DESCRIPTION**

FIG. 1 is a perspective view of the surface ornamentation for shoes showing my new design;  
FIG. 2 is a right side elevation view thereof;  
FIG. 3 is a top plan view thereof;  
FIG. 4 is a bottom plan view thereof;  
FIG. 5 is a left side elevation view thereof;  
FIG. 6 is a front elevation view thereof; and,  
FIG. 7 is a rear elevation view thereof.  
The broken lines shown in the drawings illustrate portions of the surface ornamentation for shoes that form no part of the claimed design.

**1 Claim, 4 Drawing Sheets**






FIG.1

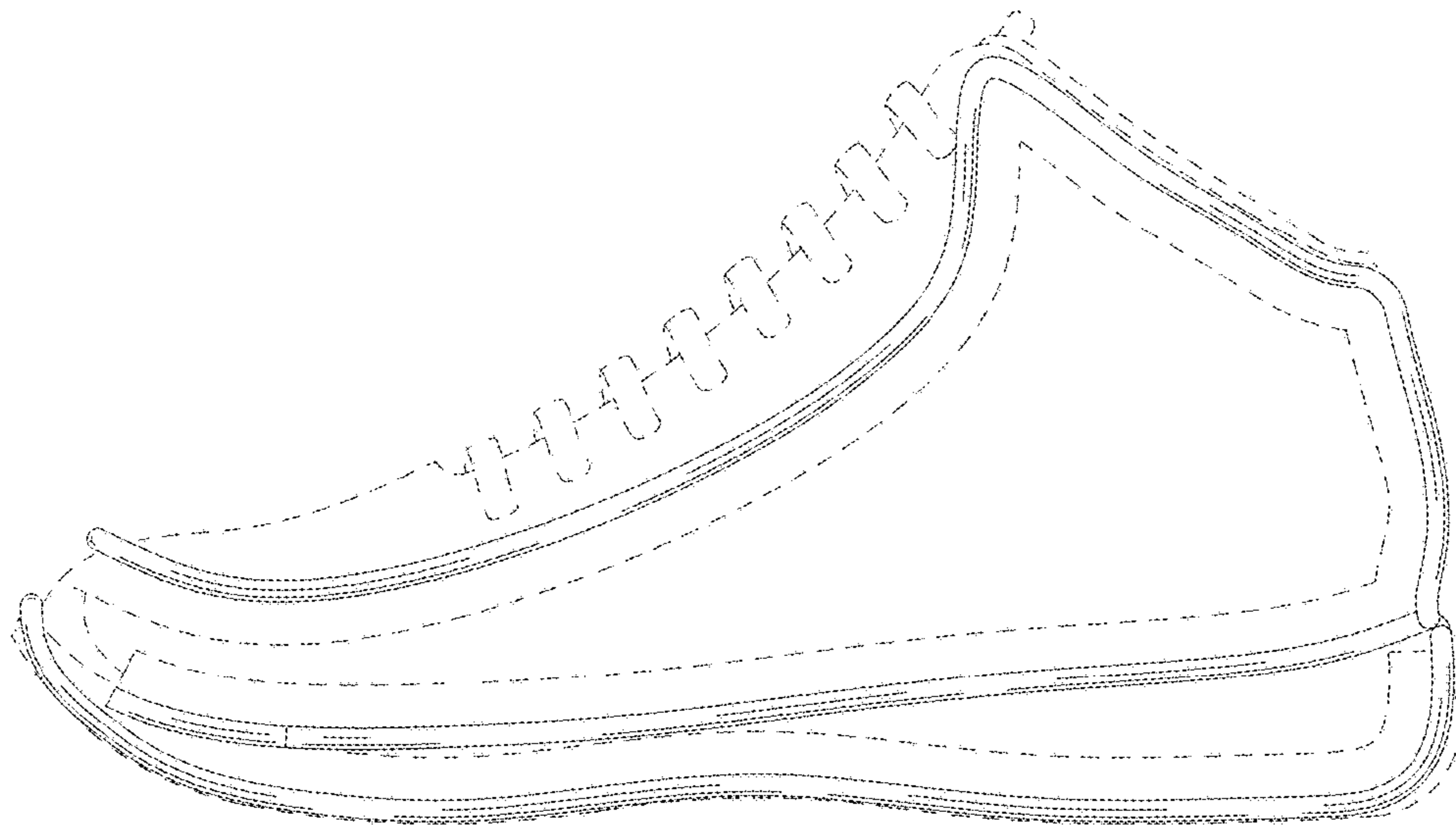


FIG. 2

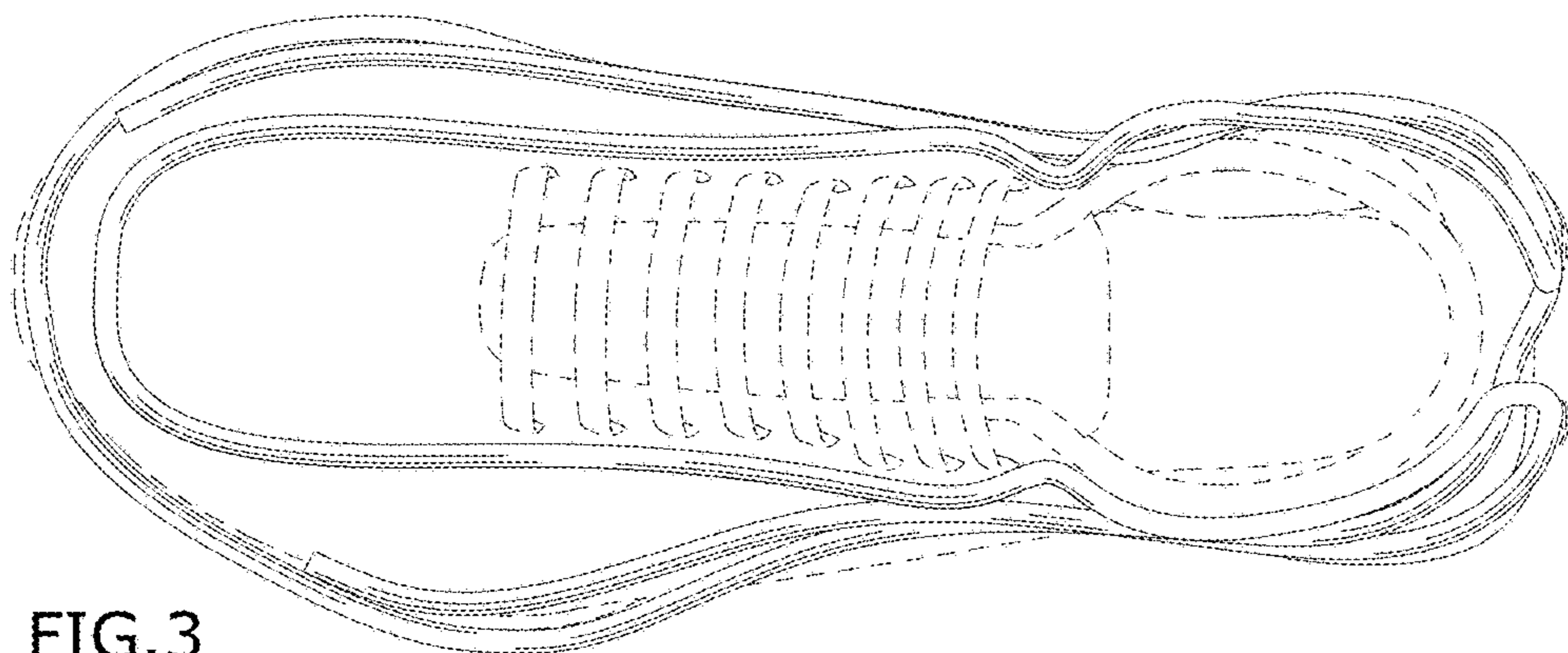


FIG. 3

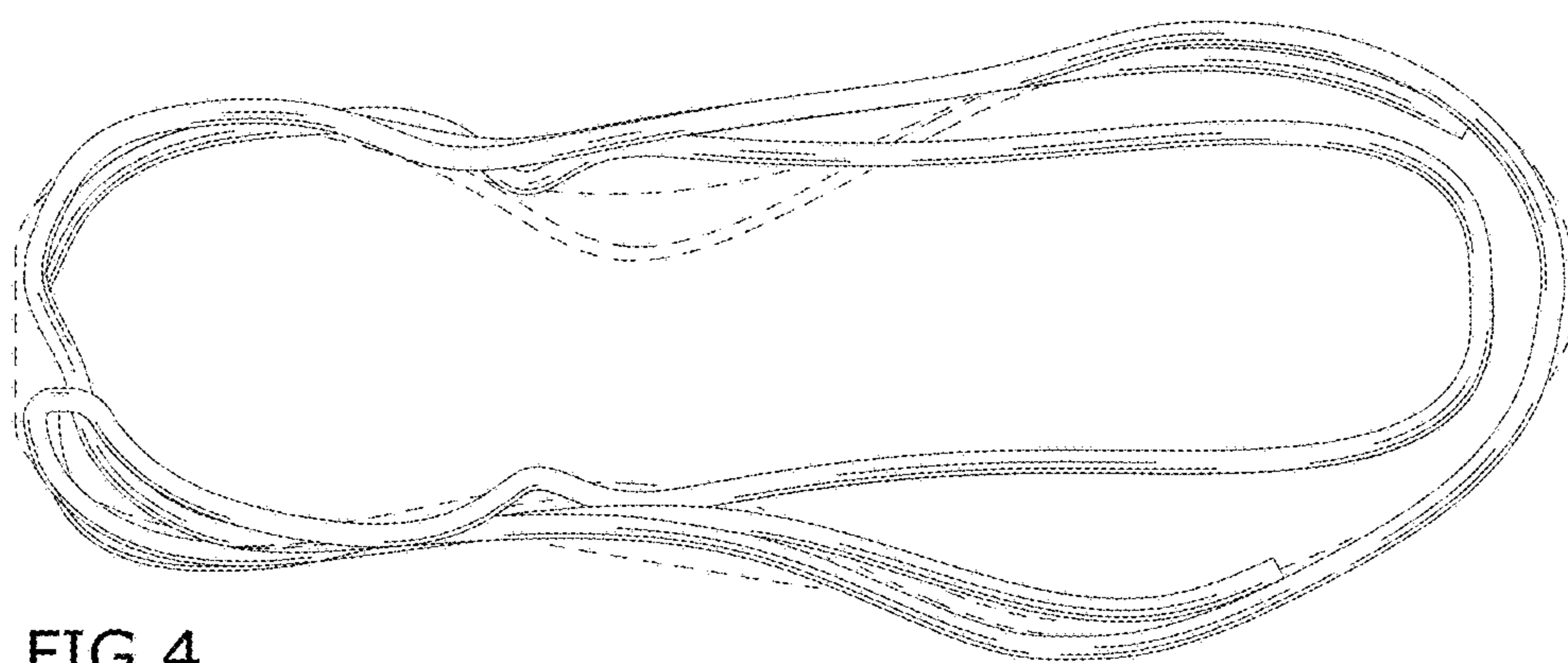


FIG. 4




FIG. 5

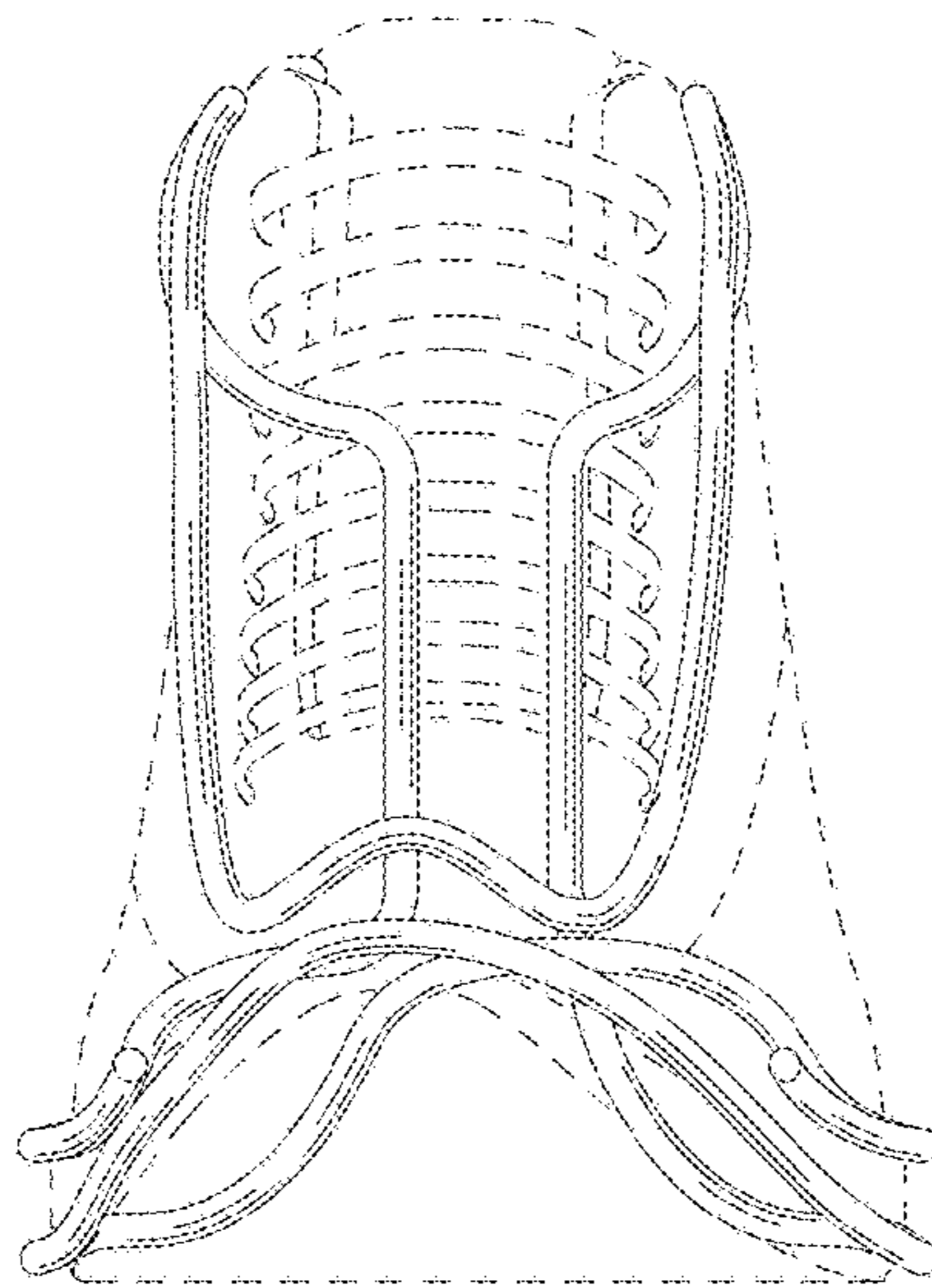


FIG. 6

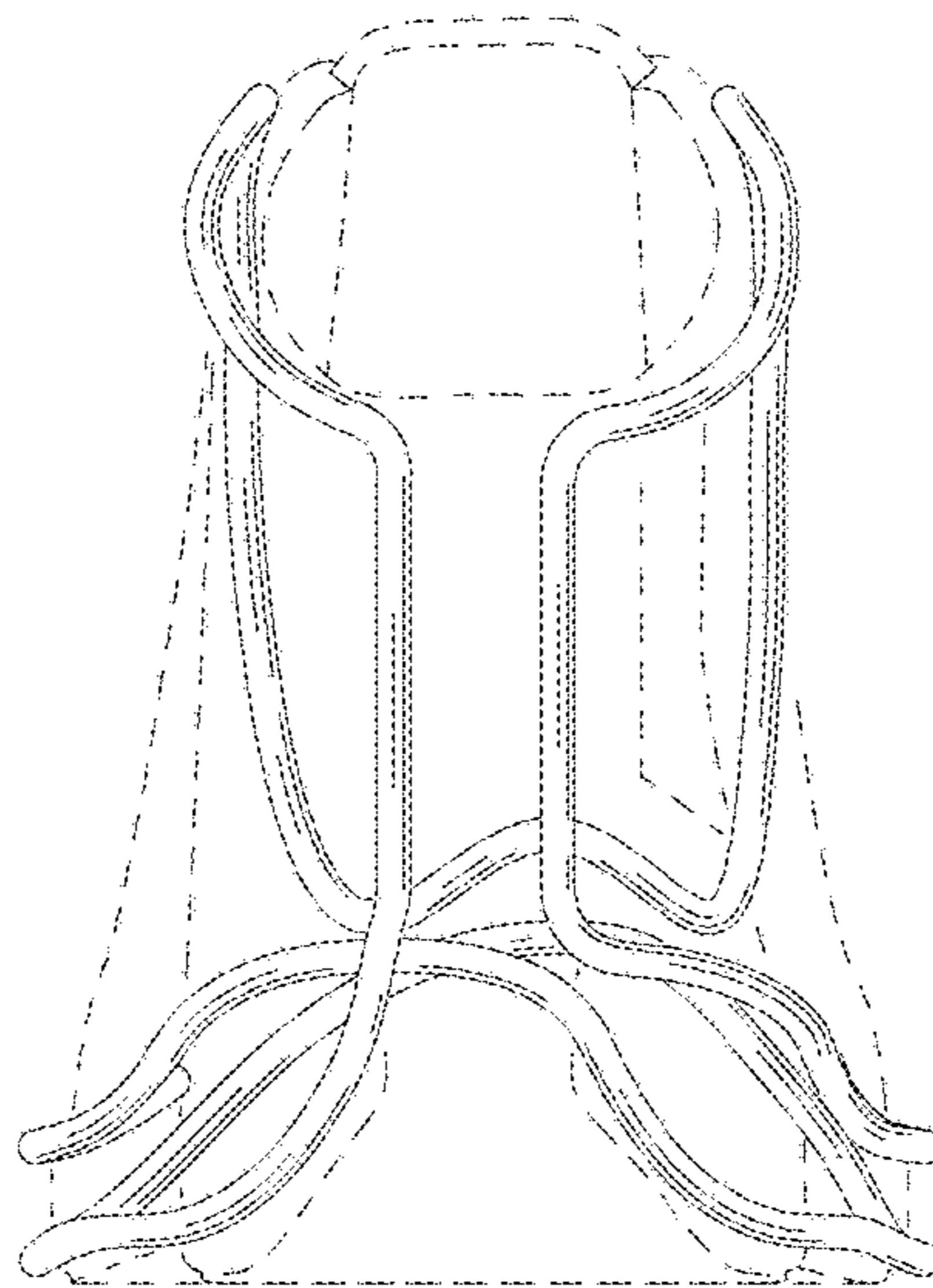


FIG. 7