



US00D841303S

(12) **United States Design Patent** (10) **Patent No.:** **US D841,303 S**
Lee (45) **Date of Patent:** **** Feb. 26, 2019**

(54) **SHOE UPPER**
(71) Applicant: **NIKE, Inc.**, Beaverton, OR (US)
(72) Inventor: **Jeongwoo Lee**, Portland, OR (US)
(73) Assignee: **NIKE, Inc.**, Beaverton, OR (US)
(**) Term: **15 Years**
(21) Appl. No.: **29/536,505**

D725,895 S * 4/2015 Cin D2/972
9,078,488 B1 7/2015 Meir et al.
D735,462 S * 8/2015 Pauk D2/972
9,192,204 B1 * 11/2015 Liles A43C 1/04
D746,575 S * 1/2016 Petrie D2/972
(Continued)

(22) Filed: **Aug. 17, 2015**
(51) **LOC (11) Cl.** **02-04**
(52) **U.S. Cl.**
USPC **D2/972**
(58) **Field of Classification Search**
USPC D2/902, 907, 908, 920, 944, 969, 970,
D2/972-975; D5/47, 49, 60
CPC .. A43B 1/04; A43B 5/008; A43B 5/06; A43B
5/10
See application file for complete search history.

FOREIGN PATENT DOCUMENTS

EM 002354647-0019 12/2013
EM 002674374-0017 4/2015

OTHER PUBLICATIONS

Nike Mercurial Superfly [online], [retrieved Oct. 4, 2016], Retrieved from Internet < http://www.nike.com/us/en_us/c/launch/2014-06/nike-mercurial-superfly>; 14 color sheets, Dated Jun. 12, 2014.

Primary Examiner — Shannon W Morgan
Assistant Examiner — Clare Ann Gannon
(74) *Attorney, Agent, or Firm* — Banner & Witcoff, Ltd.

(56) **References Cited**

U.S. PATENT DOCUMENTS

D86,152 S * 2/1932 Bellak 66/171
2,047,724 A * 7/1936 Zuckerman D04B 1/24
36/11
D108,481 S * 2/1938 Parker D2/930
D174,428 S * 4/1955 Hayes D5/49
3,365,918 A * 1/1968 Hughes D04B 23/08
112/412
3,782,137 A * 1/1974 Hughes D04B 23/08
428/102
D440,389 S * 4/2001 Lozano D2/972
D475,518 S * 6/2003 Lotti D2/972
D495,867 S * 9/2004 Avar D2/972
D595,046 S * 6/2009 Chang D2/972
D668,441 S * 10/2012 Shaffer D2/972
D693,103 S * 11/2013 McMillan D2/971
D700,423 S * 3/2014 Martin D2/972
D707,951 S * 7/2014 McCullagh D2/972
D710,585 S * 8/2014 Ho D2/972

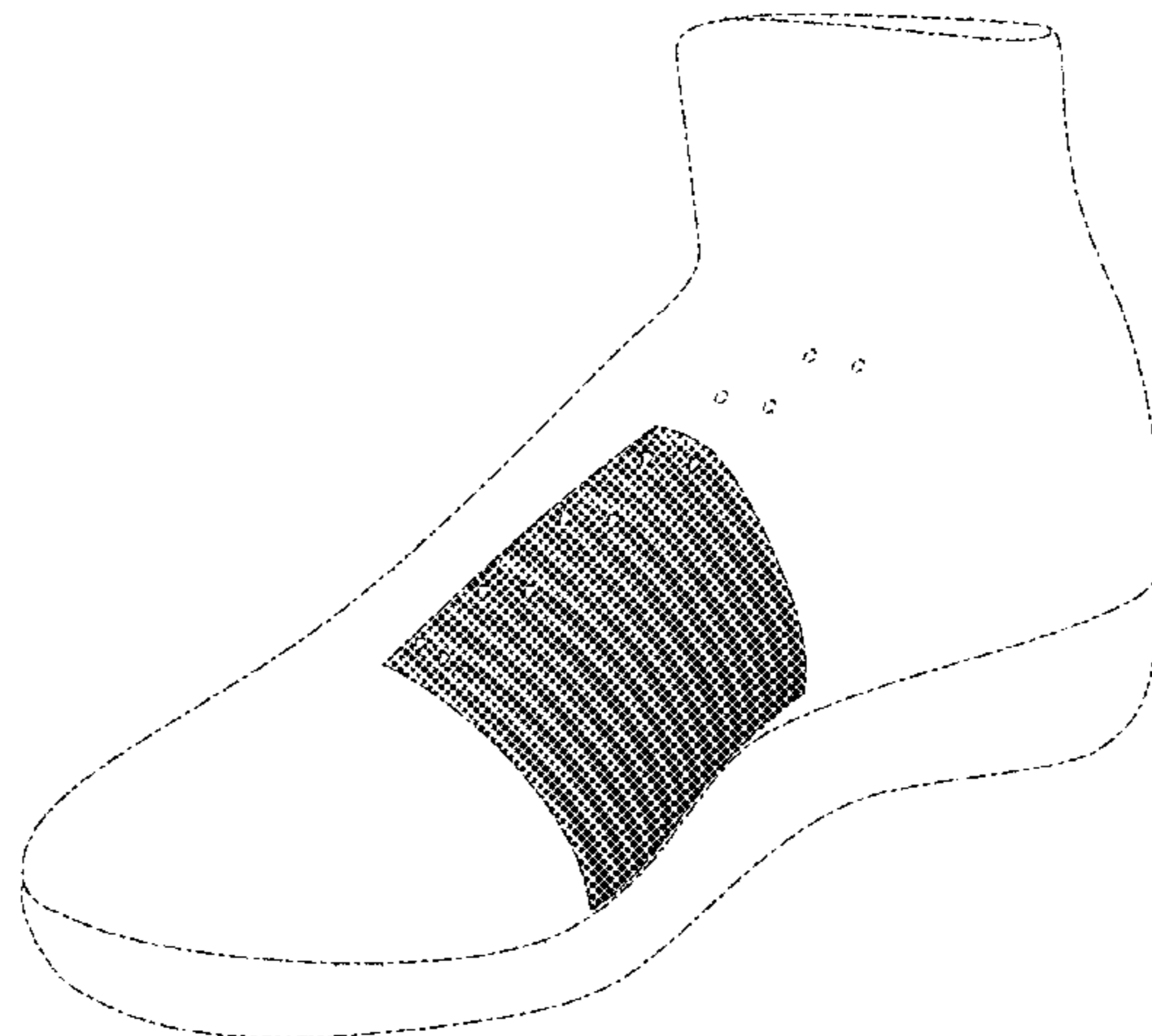
(57) **CLAIM**

The ornamental design for a shoe upper, as shown and described.

DESCRIPTION

FIG. 1 is a front perspective view of a shoe upper showing my new design;
FIG. 2 is a side view thereof; and,
FIG. 3 is a rear perspective view thereof.
The broken lines immediately surrounding the photographic area represents a peripheral boundary of the design that forms no part of the claim. The eight small circular elements shown in broken lines within the photographic area, and the unshaded areas therein, represent eyelet regions which form no part of the claimed design. The broken lines showing the remainder of the shoe are for environmental purposes only and form no part of the claimed design.

1 Claim, 3 Drawing Sheets



(56)

References Cited

U.S. PATENT DOCUMENTS

D749,831 S * 2/2016 Gewirz D2/946
D771,925 S * 11/2016 Johnsongriffin D2/972
D774,294 S * 12/2016 Seamarks D2/972
2016/0088893 A1* 3/2016 Meir A43B 1/04
36/84
2016/0208421 A1* 7/2016 Baines A43B 1/04

* cited by examiner

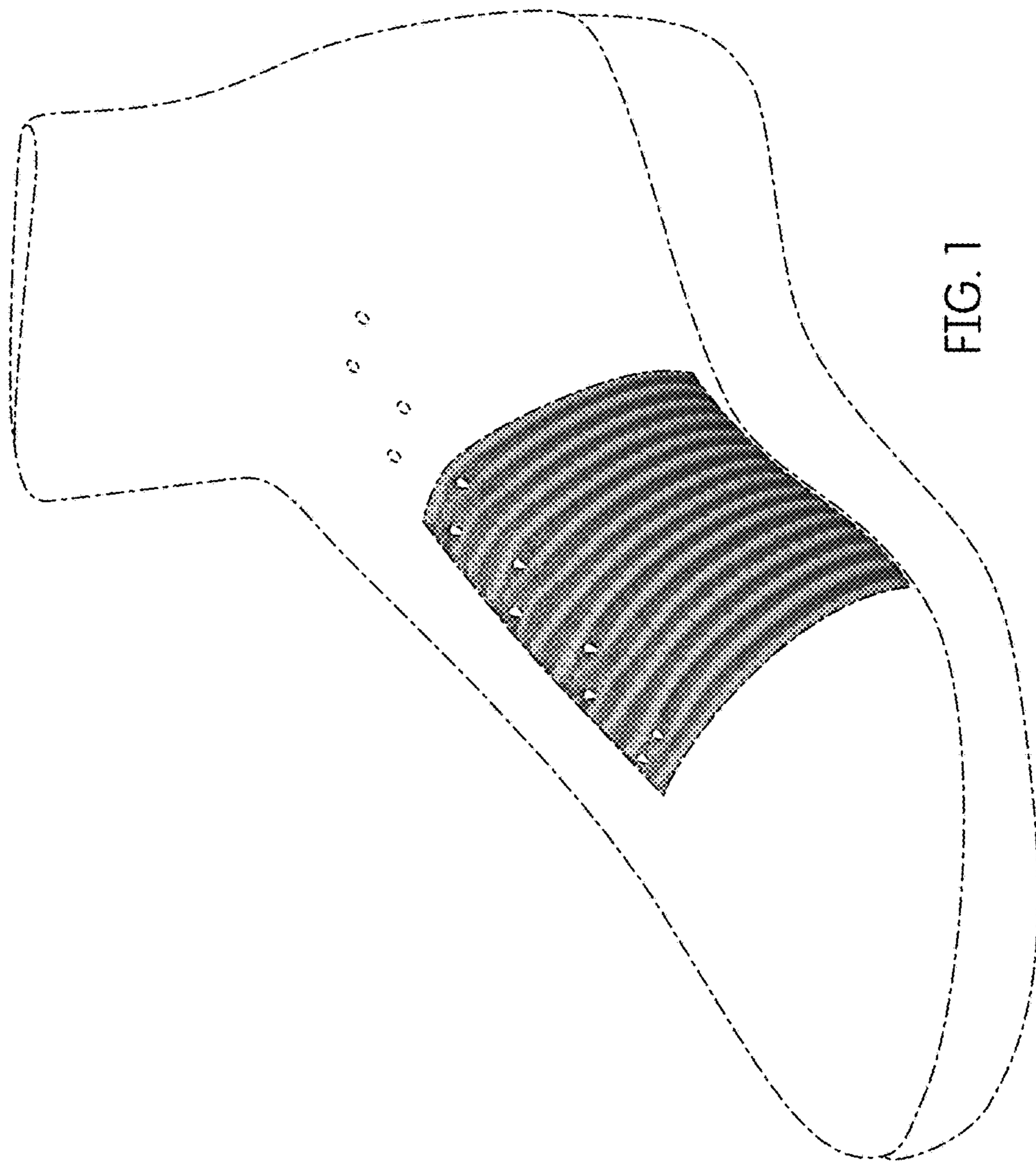


FIG. 1

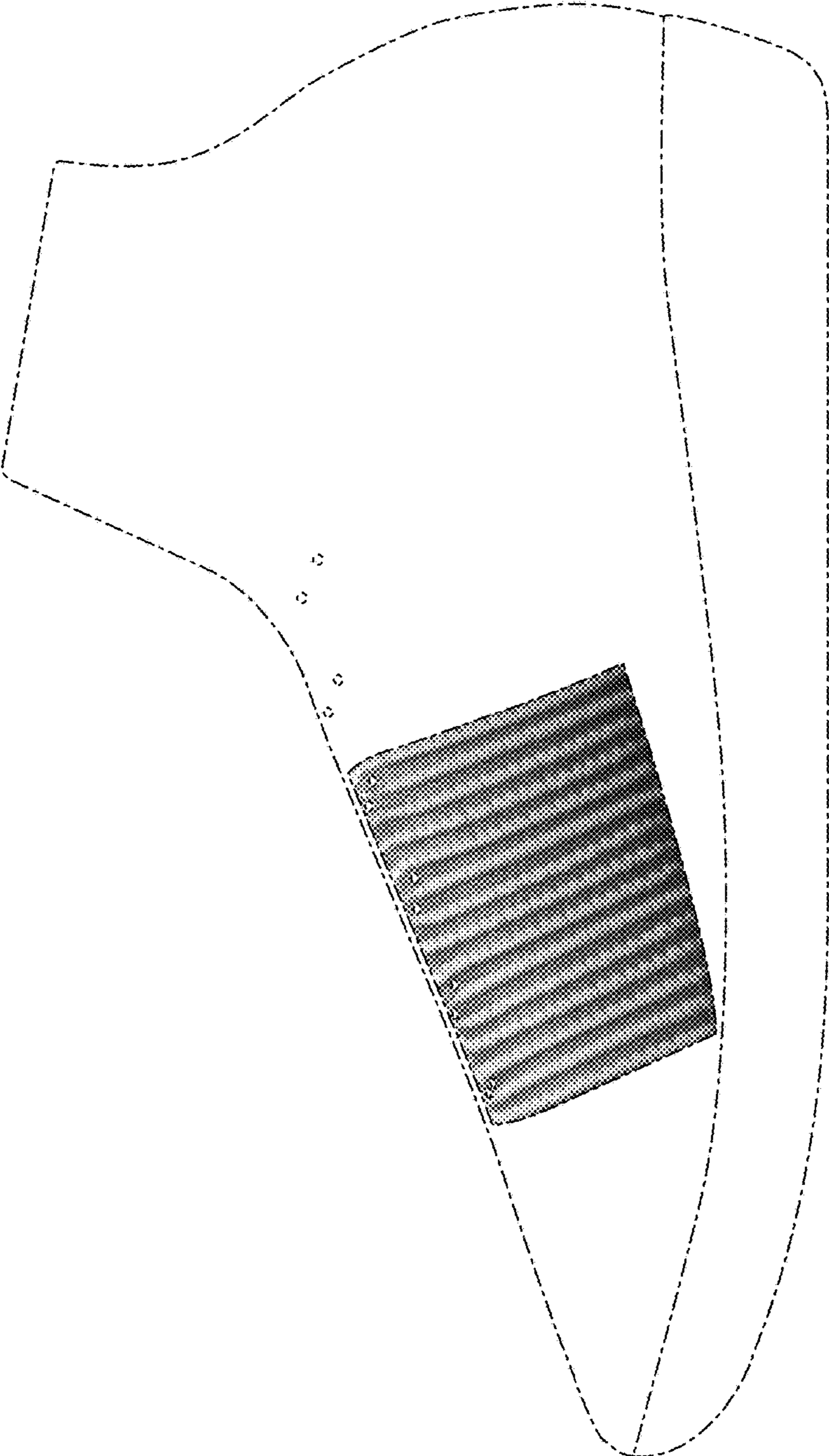


FIG. 2

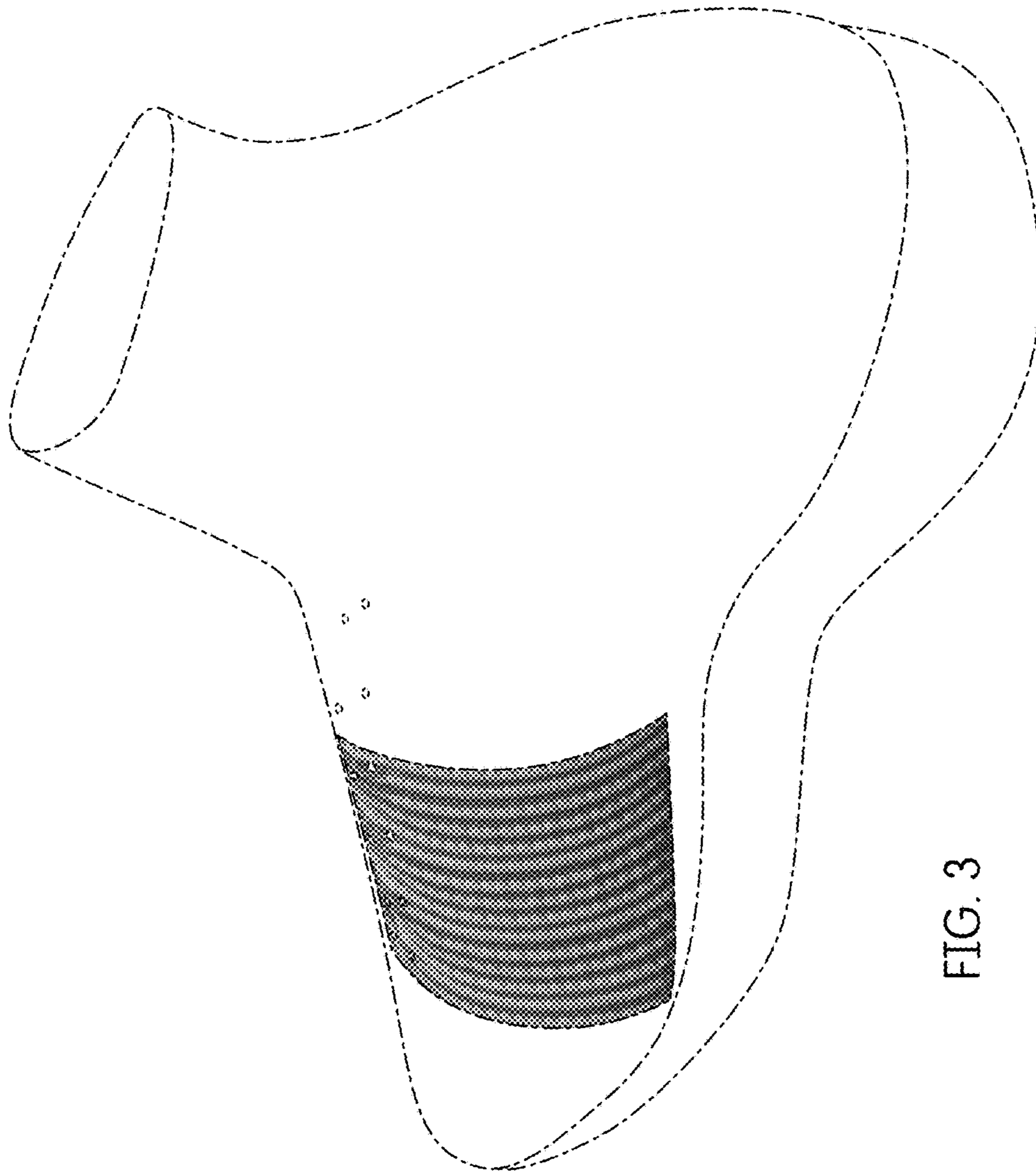


FIG. 3