



US00D841301S

(12) **United States Design Patent** (10) **Patent No.:** **US D841,301 S**  
**Albrecht et al.** (45) **Date of Patent:** **\*\* Feb. 26, 2019**

(54) <b>SHOE</b>	D438,697 S * 3/2001 Matis ..... A43B 5/003 D2/902
(71) Applicant: <b>adidas AG</b> , Herzogenaurach (DE)	D458,013 S * 6/2002 Matis ..... D2/903 D466,683 S * 12/2002 Chen ..... D2/907
(72) Inventors: <b>Loana Albrecht</b> , Herzogenaurach (DE); <b>Aurelien Longo</b> , Herzogenaurach (DE); <b>Nic Galway</b> , Herzogenaurach (DE)	D483,934 S 12/2003 Adams D499,875 S 12/2004 Lozano D515,292 S 2/2006 Granger D542,519 S * 5/2007 Matis ..... D2/969 D553,838 S 10/2007 Belley et al. D572,886 S 7/2008 Jensen D611,231 S * 3/2010 Parisotto ..... A43B 5/003 D2/907
(73) Assignee: <b>adidas AG</b> , Herzogenaurach (DE)	
(**) Term: <b>15 Years</b>	D634,923 S 3/2011 Lacey D636,588 S 4/2011 Avar D654,259 S 2/2012 Hatfield D687,622 S 8/2013 Tzenos et al.
(21) Appl. No.: <b>29/609,510</b>	
(22) Filed: <b>Jun. 30, 2017</b>	(Continued)

**Related U.S. Application Data**

(63) Continuation of application No. 29/603,252, filed on May 8, 2017.

**Foreign Application Priority Data**

Nov. 8, 2016 (EM) ..... 003453612

(51) **LOC (11) Cl.** ..... **02-04**

(52) **U.S. Cl.**  
USPC ..... **D2/969**

(58) **Field of Classification Search**  
USPC ..... D2/896, 898, 900, 902, 907, 923, 939,  
D2/942-945, 951, 969, 972-975  
CPC .... A43B 3/00; A43B 3/14; A43B 3/16; A43B  
3/10  
See application file for complete search history.

**References Cited**

**U.S. PATENT DOCUMENTS**

D281,459 S 11/1985 Parker  
D322,153 S 12/1991 Schneider  
5,142,797 A \* 9/1992 Cole, III ..... A43B 5/00  
36/102

**OTHER PUBLICATIONS**

U.S. Appl. No. 29/609,518, Non-Final Office Action dated Jan. 26, 2018, 6 pages.

(Continued)

*Primary Examiner* — Rashida C. Walshon  
(74) *Attorney, Agent, or Firm* — Kilpatrick Townsend & Stockton LLP


**CLAIM**

(57) The ornamental design for a shoe, as shown and described.

**DESCRIPTION**

FIG. 1 is a front lateral perspective view of a shoe.  
FIG. 2 is a medial side view of the shoe of FIG. 1.  
FIG. 3 is a lateral side view of the shoe of FIG. 1.  
FIG. 4 is a front view of the shoe of FIG. 1.  
FIG. 5 is a rear view of the shoe of FIG. 1.  
FIG. 6 is a top view of the shoe of FIG. 1; and,  
FIG. 7 is a bottom view of the shoe of FIG. 1.  
The broken lines show unclaimed subject matter only and form no part of the claimed design.

**1 Claim, 7 Drawing Sheets**



(56)

**References Cited**

U.S. PATENT DOCUMENTS

D689,684 S	9/2013	McMillan	
D707,943 S	7/2014	Nascimento	
D712,130 S *	9/2014	Lonigan .....	D2/969
D727,607 S *	4/2015	Lee .....	D2/907
D740,538 S	10/2015	Roulo	
D769,596 S	10/2016	Hardman	
D801,657 S	11/2017	Petrie	

OTHER PUBLICATIONS

U.S. Appl. No. 29/609,503, Non-Final Office Action dated Apr. 6, 2018, 7 pages.

U.S. Appl. No. 29/603,252, Non-Final Office Action dated Apr. 5, 2018, 7 pages.

\* cited by examiner

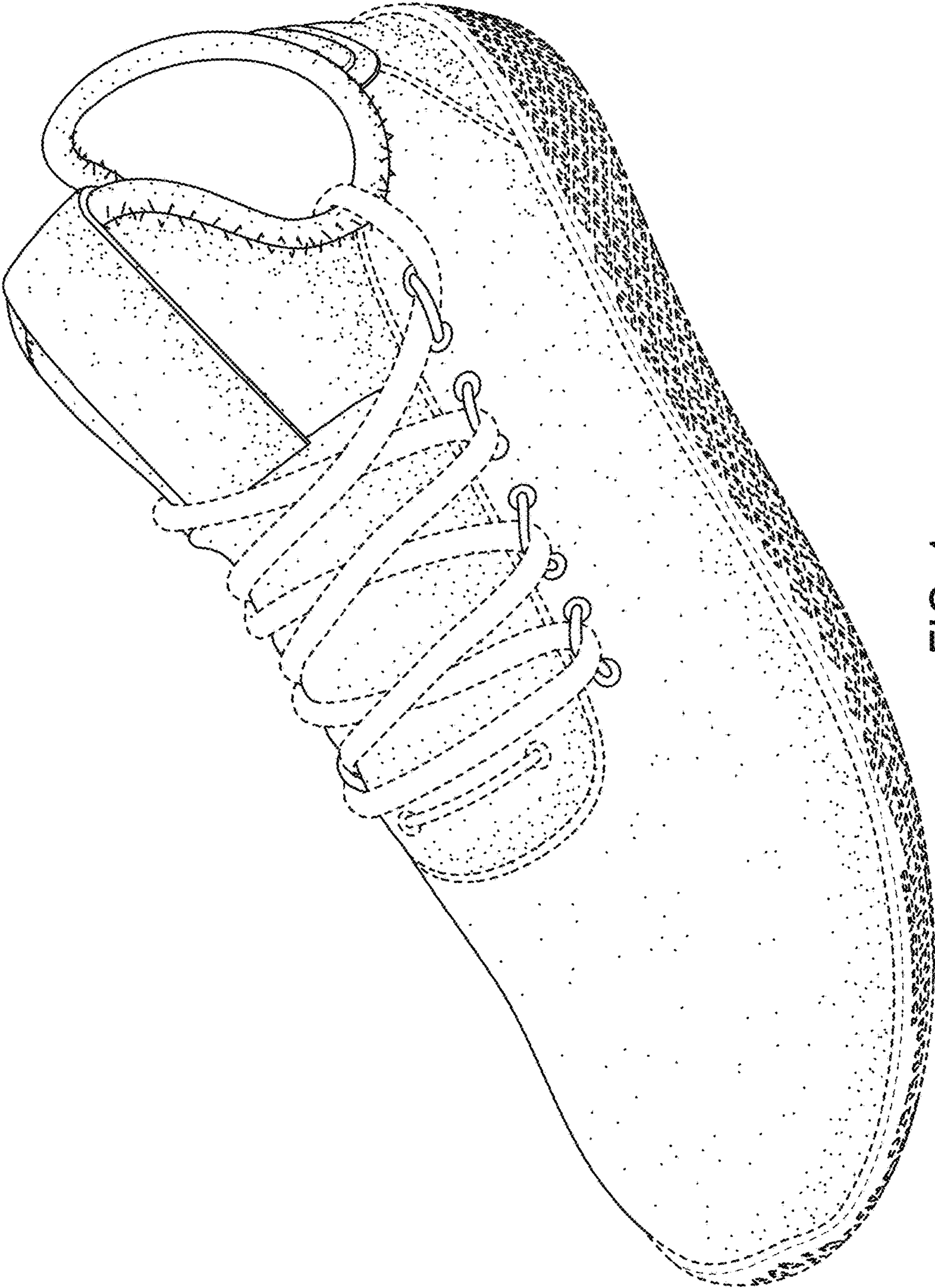


FIG. 1

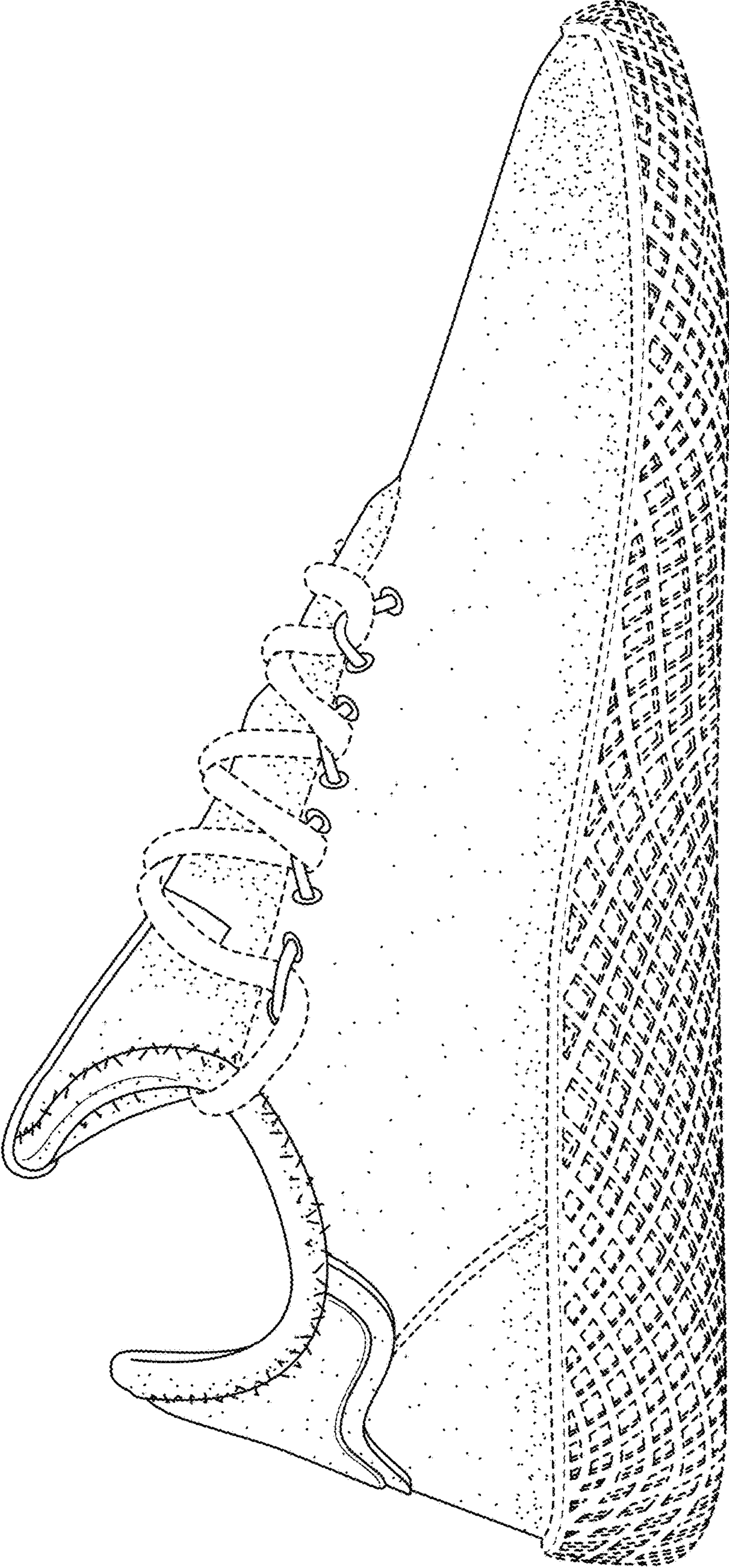


FIG. 2

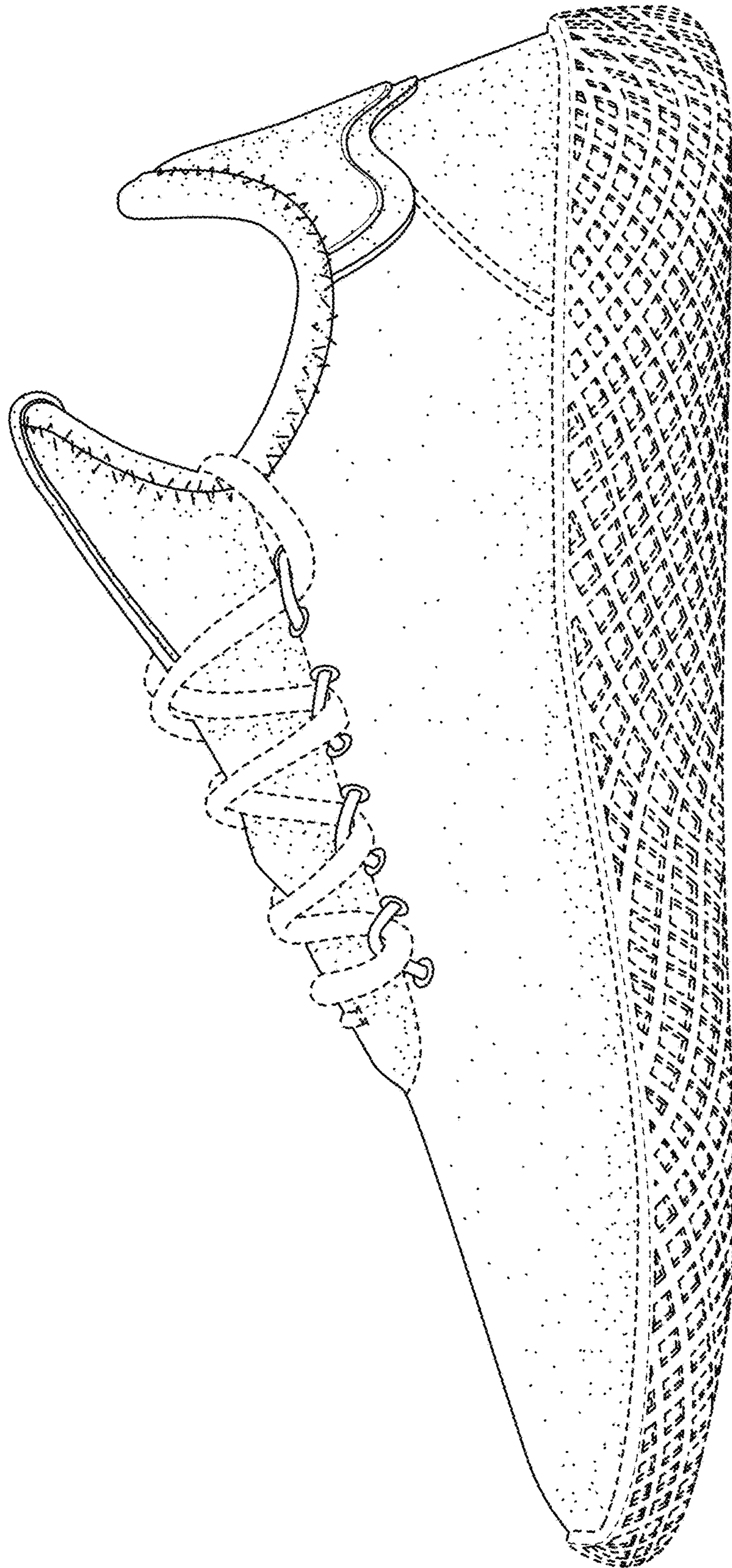


FIG. 3

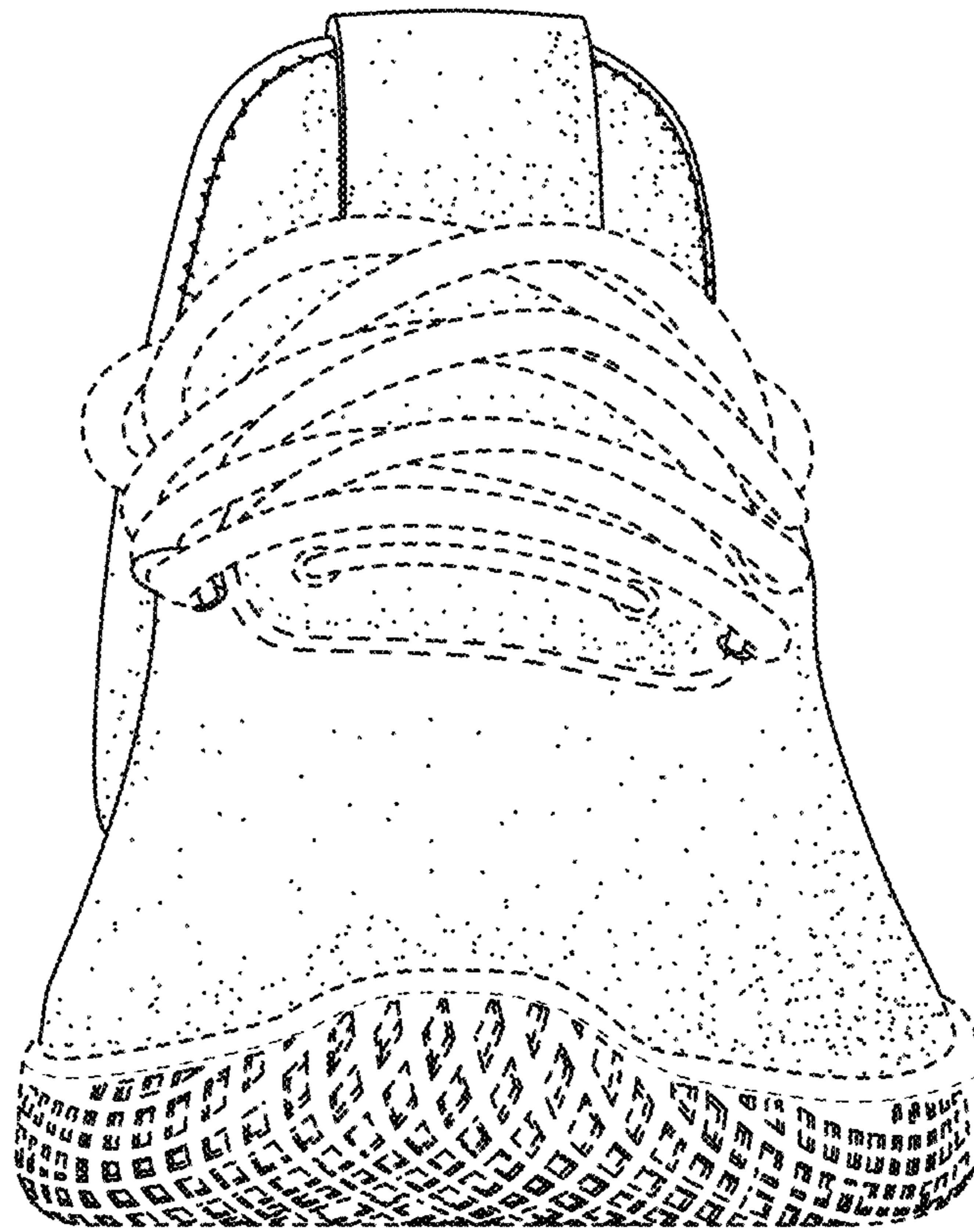


FIG. 4

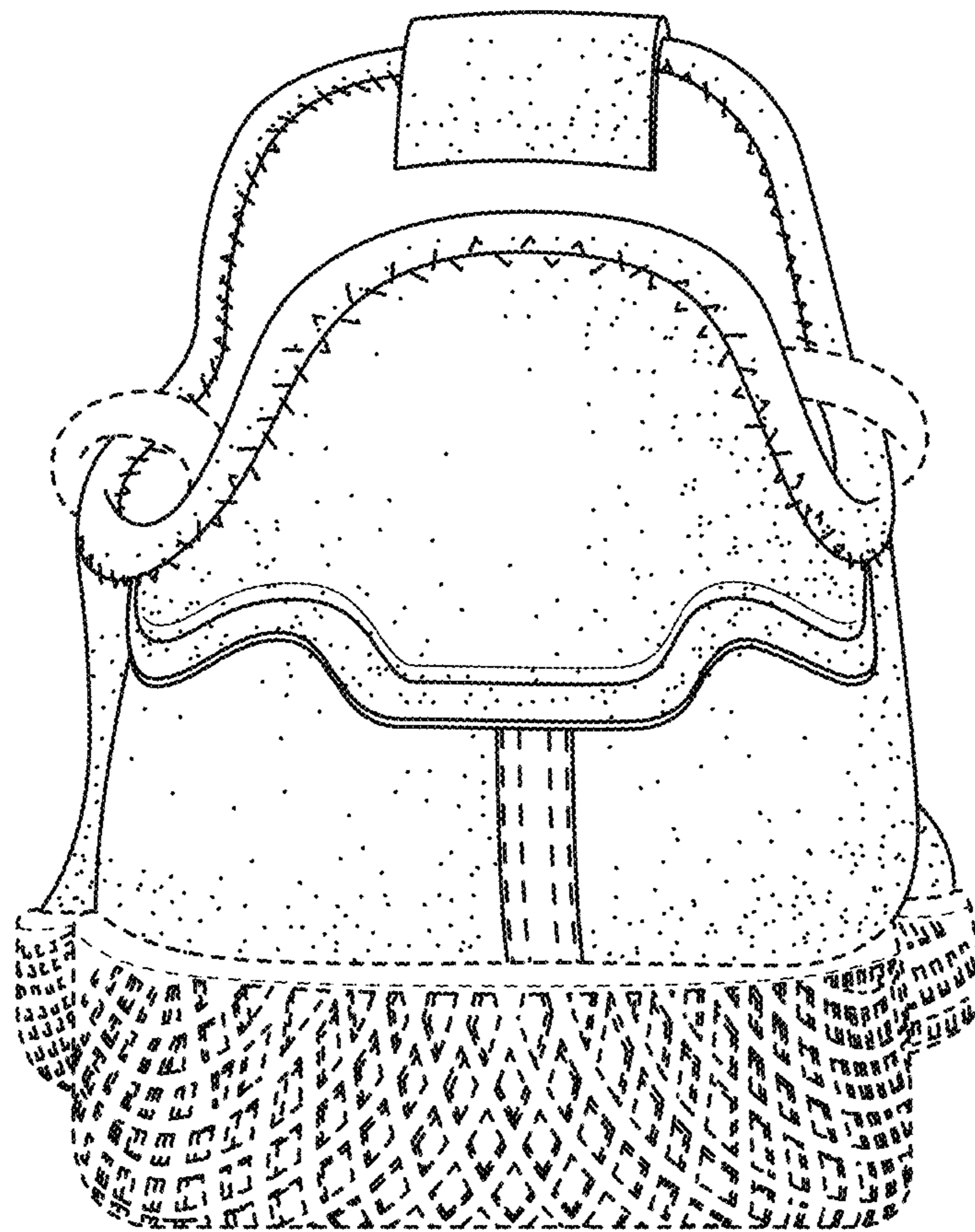


FIG. 5

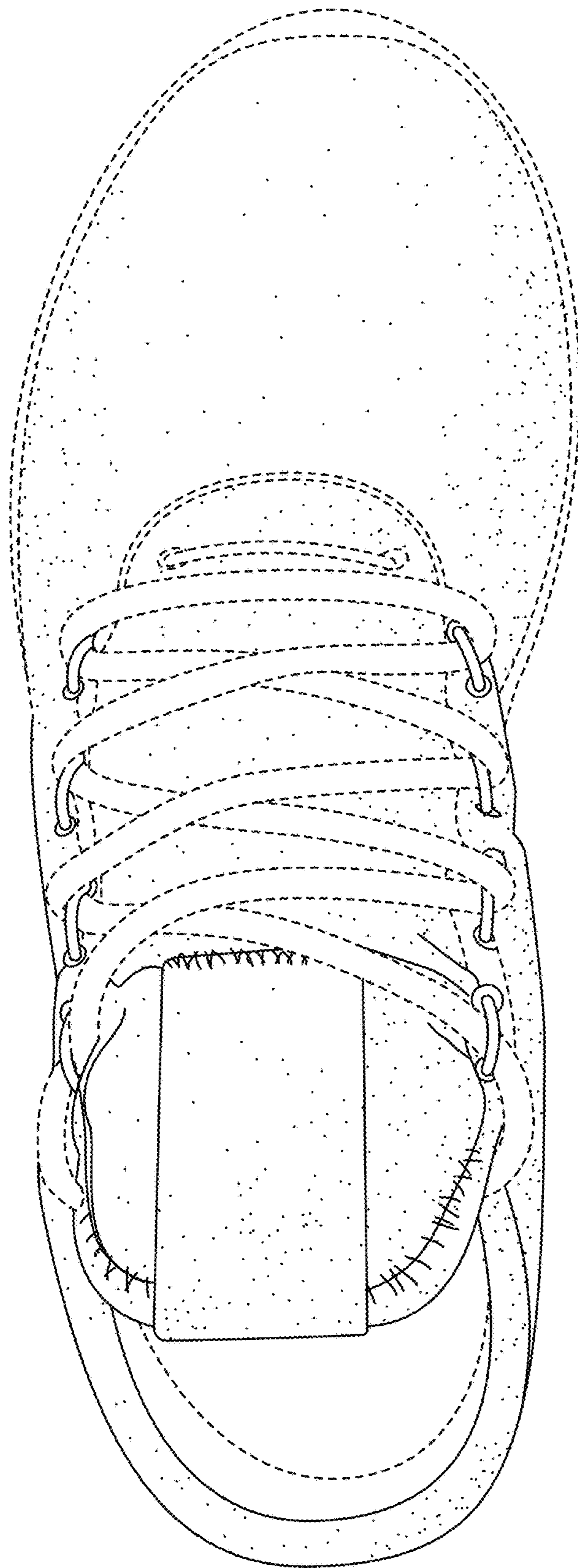


FIG. 6



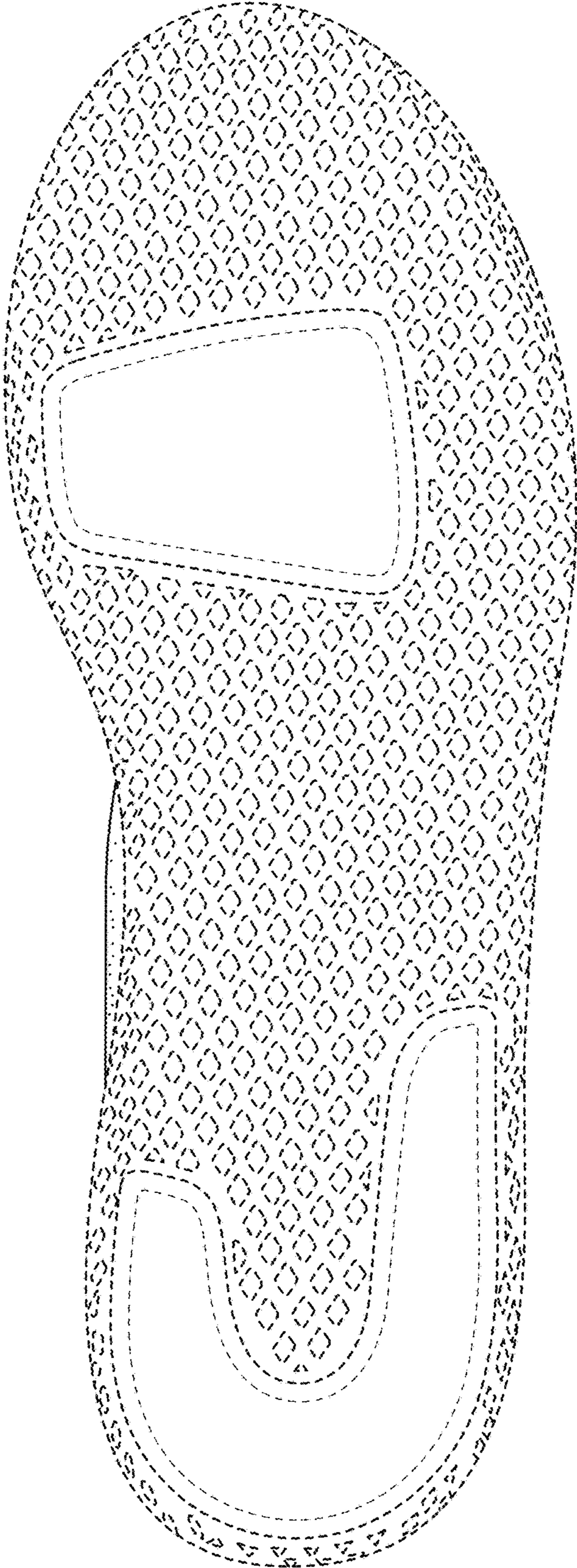


FIG. 7