



US00D841291S

(12) **United States Design Patent** (10) **Patent No.:** **US D841,291 S**
Clark (45) **Date of Patent:** **** Feb. 26, 2019**

- (54) **VEST**
- (71) Applicant: **James Calvin Nizur Clark**,
Hackensack, NJ (US)
- (72) Inventor: **James Calvin Nizur Clark**,
Hackensack, NJ (US)
- (**) Term: **15 Years**
- (21) Appl. No.: **29/580,337**
- (22) Filed: **Oct. 7, 2016**
- (51) **LOC (11) Cl.** **02-02**
- (52) **U.S. Cl.**
USPC **D2/829**
- (58) **Field of Classification Search**
USPC D2/749-751, 753-755, 823-825,
D2/828-831, 833-834, 836, 837, 839,
D2/840, 844, 845, 847-849
CPC . A41D 1/002; A41D 1/02; A41D 1/04; A41D
15/00; A41D 15/005; A41D 15/04; A41D
3/00; A41D 3/02; A41D 3/04; A45F 4/12;
A45F 4/14
See application file for complete search history.

- (56) **References Cited**
U.S. PATENT DOCUMENTS
251,295 A * 12/1881 Rosenthal A41D 1/04
2/102
268,417 A * 12/1882 Levin G04B 1/18
2/102
1,010,679 A * 12/1911 Padernacht A41D 1/02
2/104
1,054,426 A * 2/1913 Kuehn A41D 1/04
2/102
D159,500 S * 8/1950 Masket D2/849
D159,736 S * 8/1950 Kutchma D2/847
2,556,039 A * 6/1951 Landert A41D 1/18
2/106

- D170,156 S 3/1953 Hagan
- D173,274 S * 10/1954 London A41D 1/04
D2/849
- 2,696,617 A * 12/1954 Worcester A41D 1/04
2/102
- 3,116,491 A * 1/1964 Previdi A41D 1/21
2/106
- D237,022 S 10/1975 Mathis
- D278,090 S 3/1985 Cochran
- D478,708 S * 8/2003 Miros D2/831
- D490,214 S * 5/2004 Murray-Benoit A41D 15/00
D2/847
- D565,279 S * 4/2008 Farrell D2/720
- 8,272,072 B1 * 9/2012 Fowler A41D 15/00
2/263
- D722,743 S * 2/2015 Nice A41D 27/00
D2/717
- D739,120 S * 9/2015 Young D2/739

(Continued)

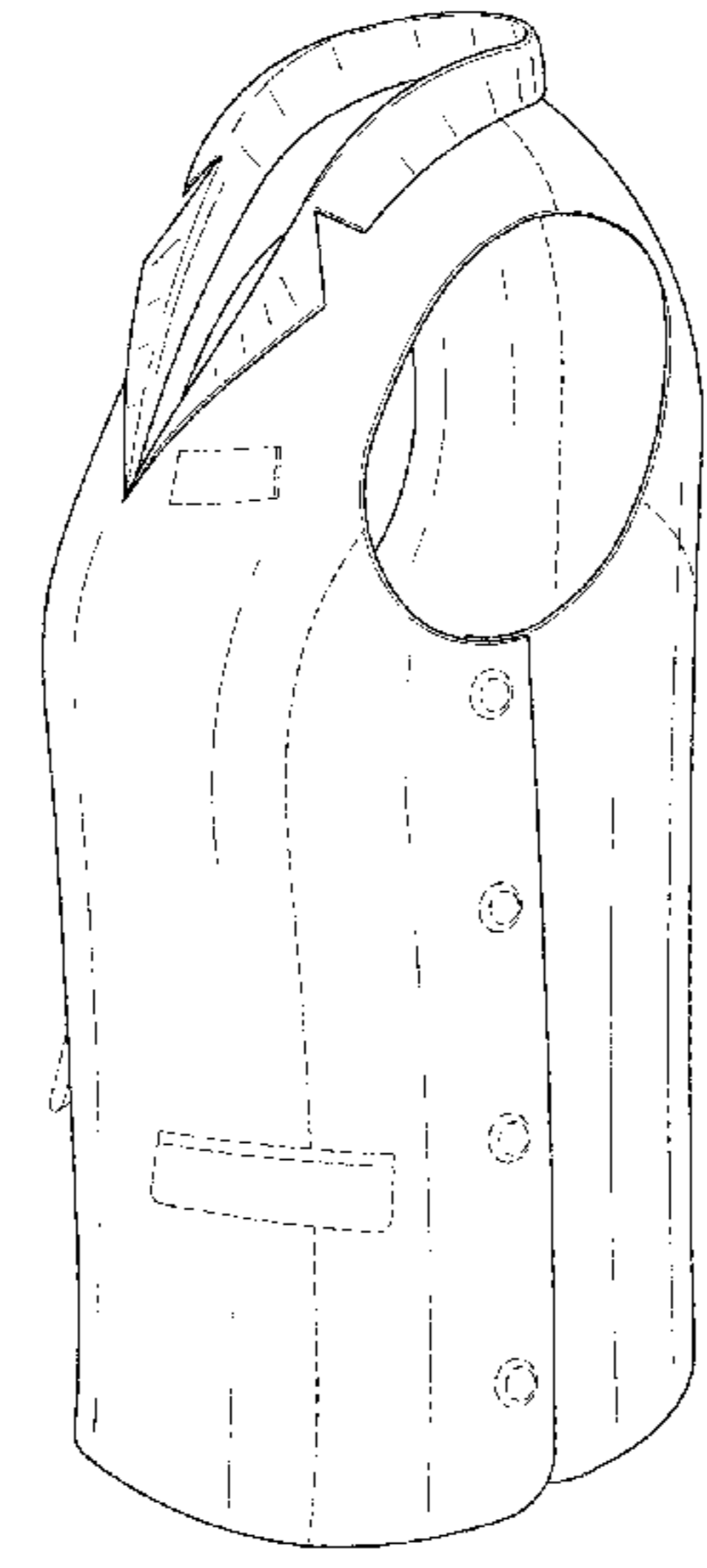
Primary Examiner — Kevin K Rudzinski
Assistant Examiner — Clare Ann Gannon
(74) *Attorney, Agent, or Firm* — Welsh Flaxman & Gitler
LLC

(57) **CLAIM**
The ornamental design for a vest, as shown and described.

DESCRIPTION

FIG. 1 is a perspective view of a vest showing my new design.
FIG. 2 is a front view thereof.
FIG. 3 is a rear view thereof.
FIG. 4 is a right side view thereof.
FIG. 5 is a left side view thereof.
FIG. 6 is a top view thereof; and,
FIG. 7 is a bottom view thereof.
The broken lines of the vest are for the purpose of illustrating portions of the article and form no part of the claimed design.

1 Claim, 4 Drawing Sheets



(56)

References Cited

U.S. PATENT DOCUMENTS

D759,351 S * 6/2016 Hancock A41D 15/00
D2/847
D767,257 S * 9/2016 Flom D2/834
9,648,917 B2 * 5/2017 Griffith A41D 27/00
D797,409 S * 9/2017 Yadrich A41D 1/18
D2/840
2006/0048262 A1 * 3/2006 Sencion A41D 15/00
2/69

* cited by examiner

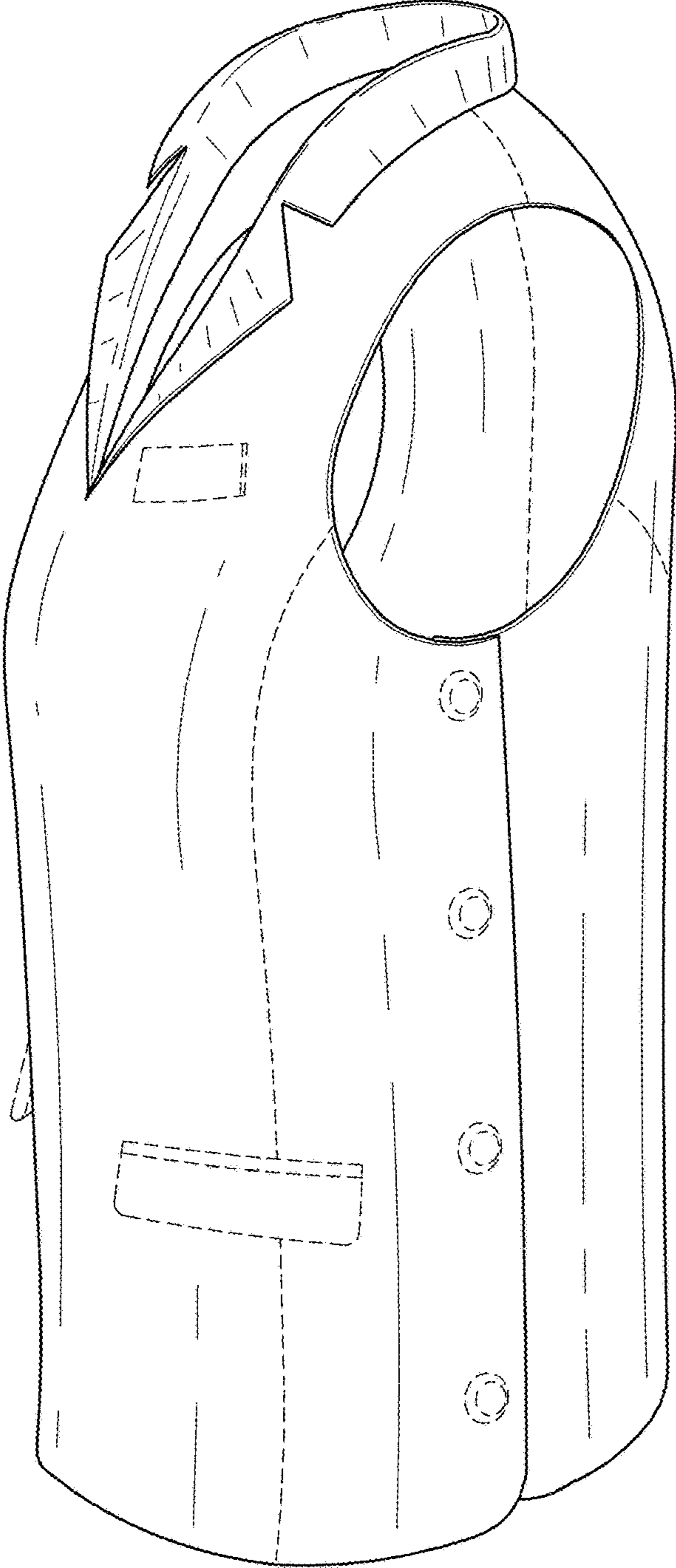


FIG. 1

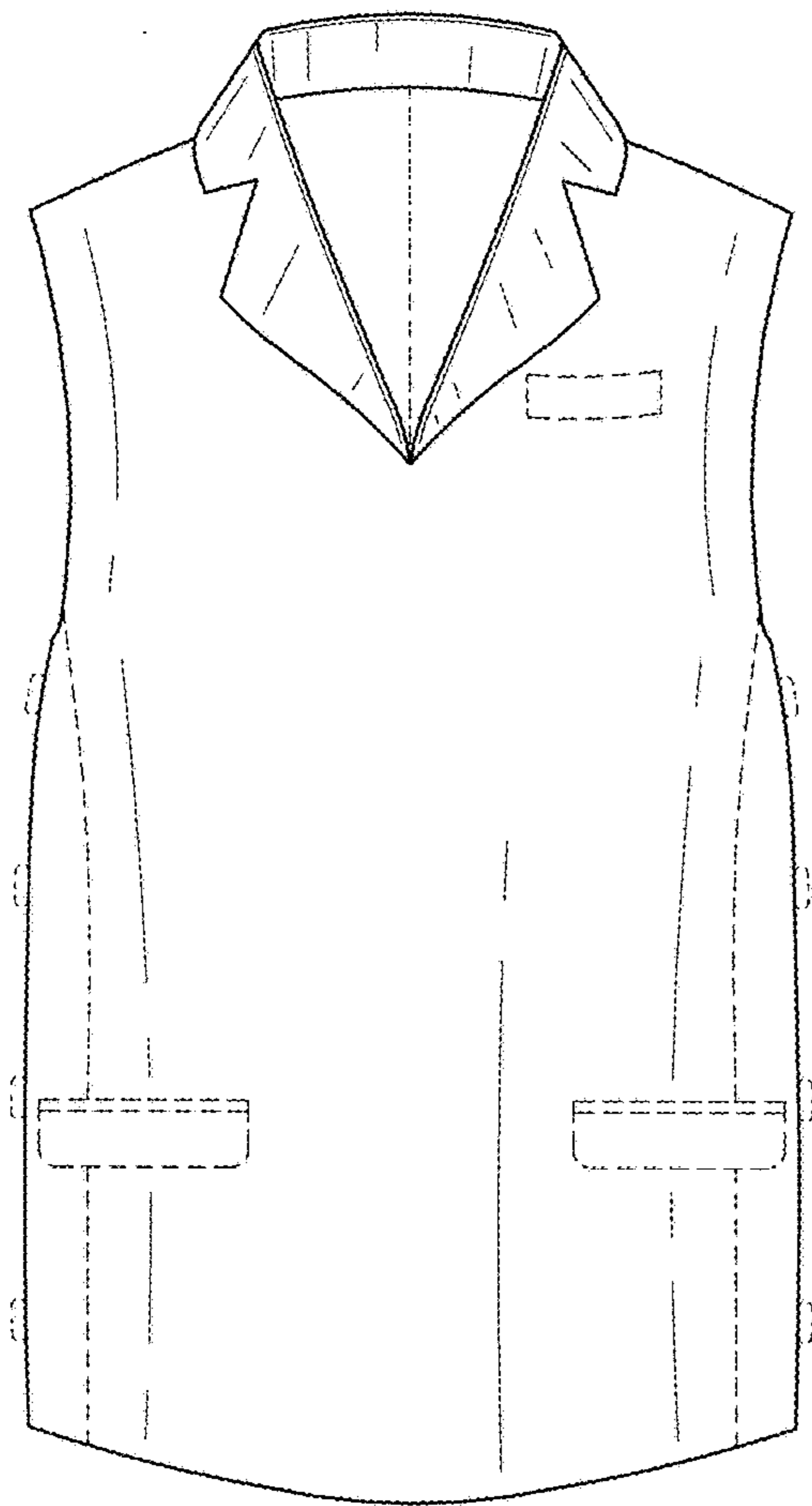


FIG. 2

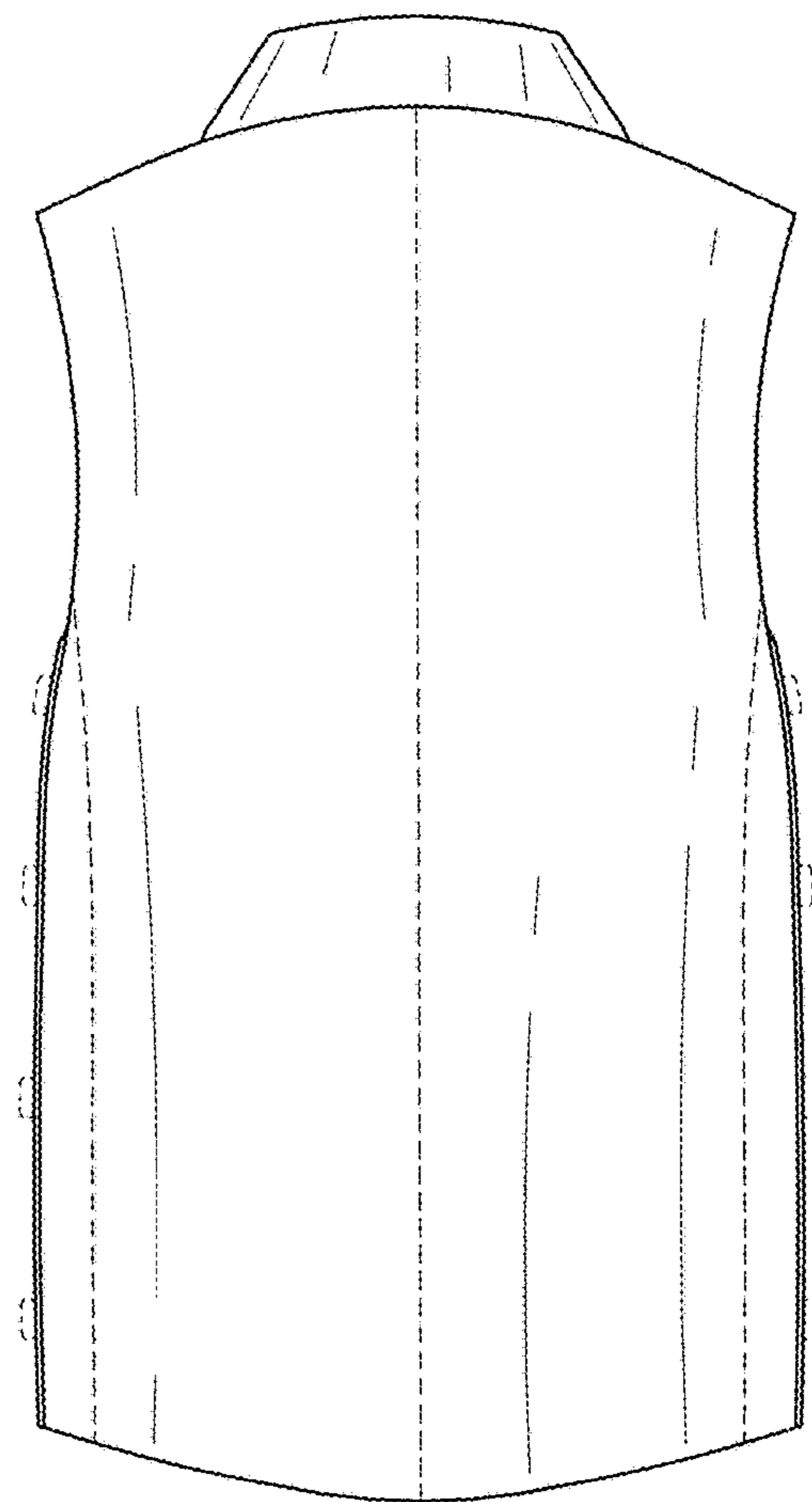


FIG. 3

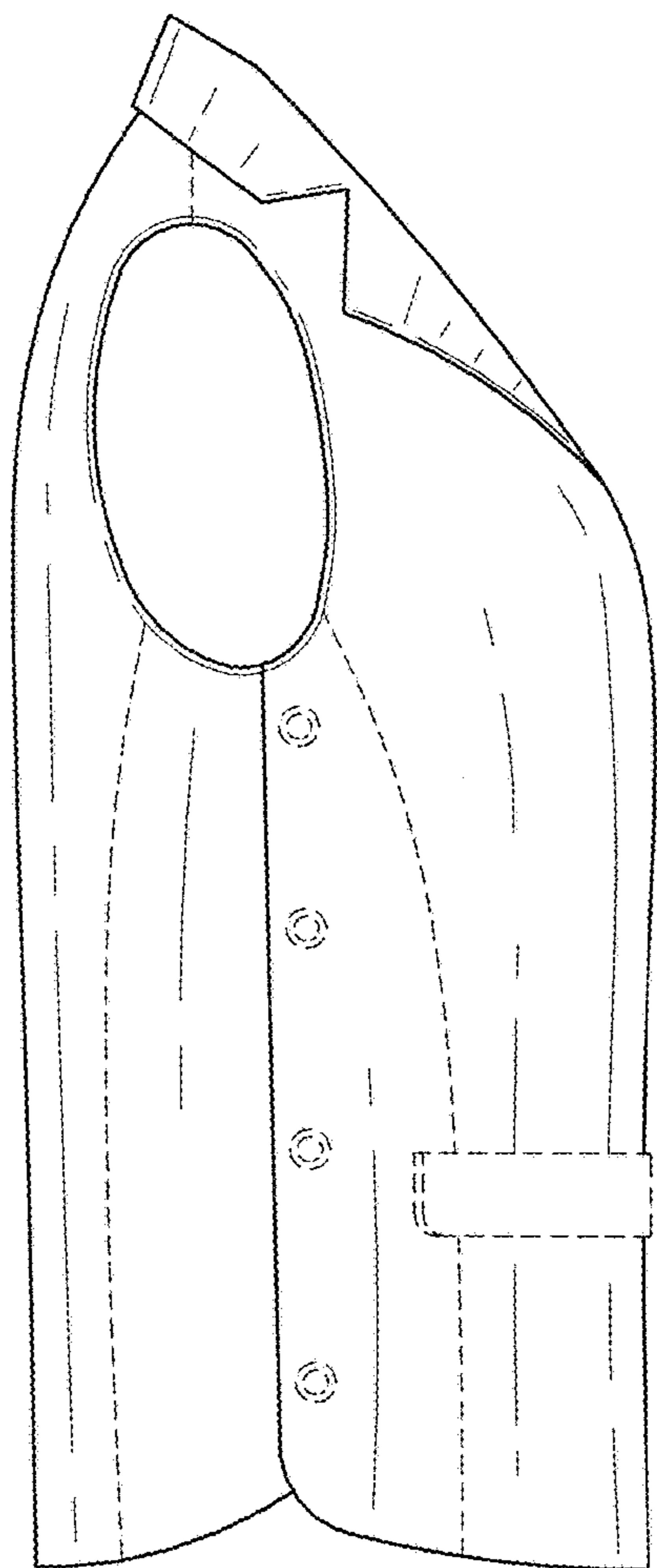


FIG. 4

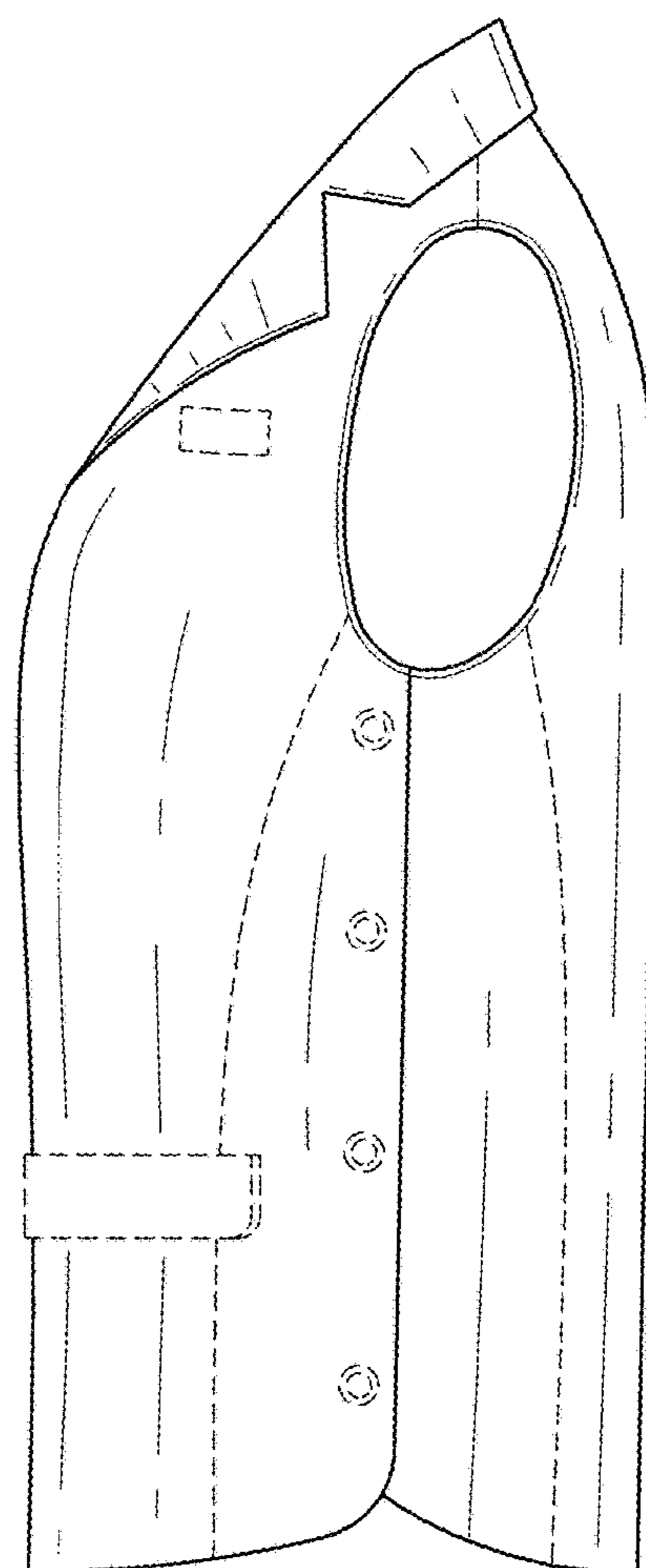


FIG. 5

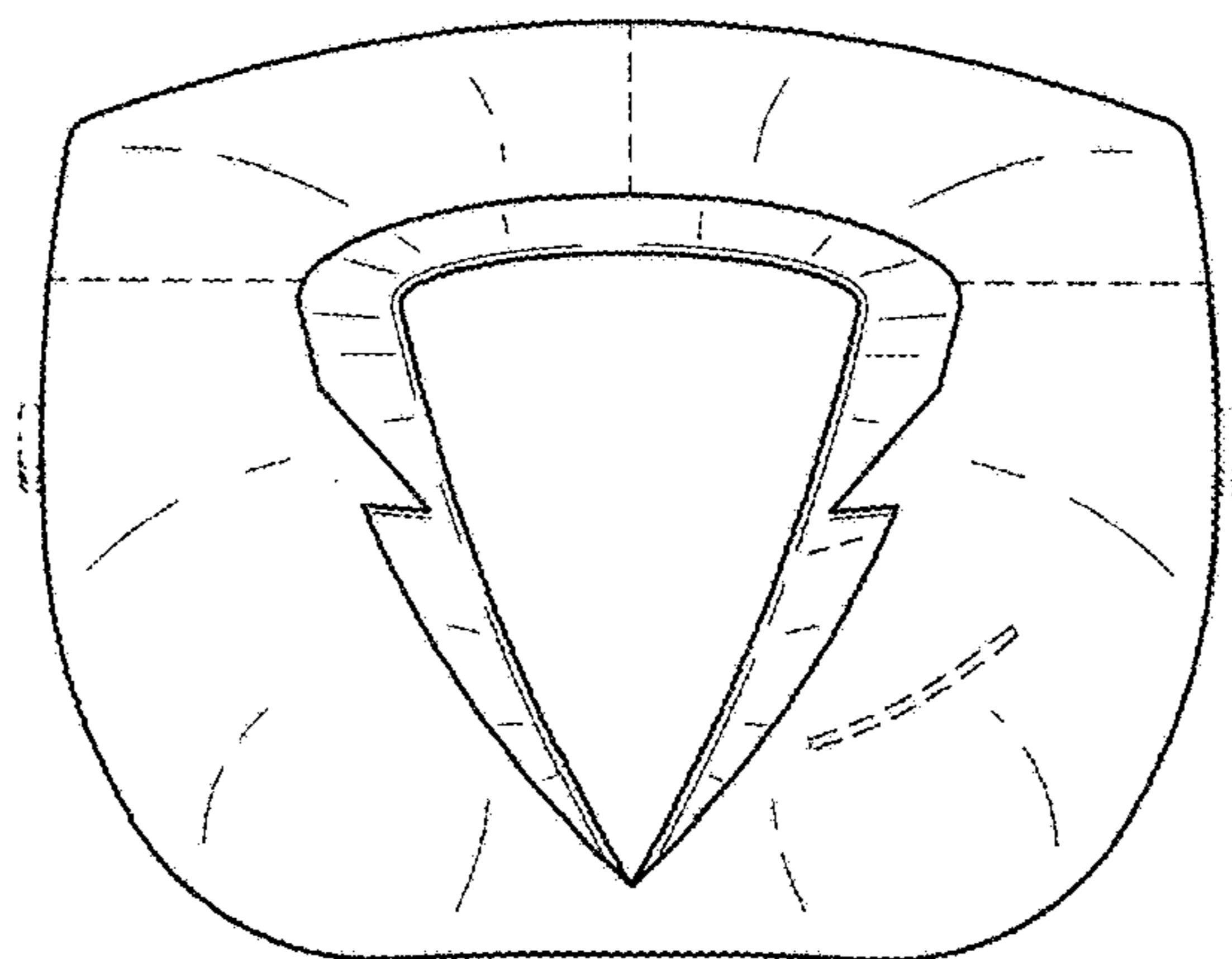


FIG. 6

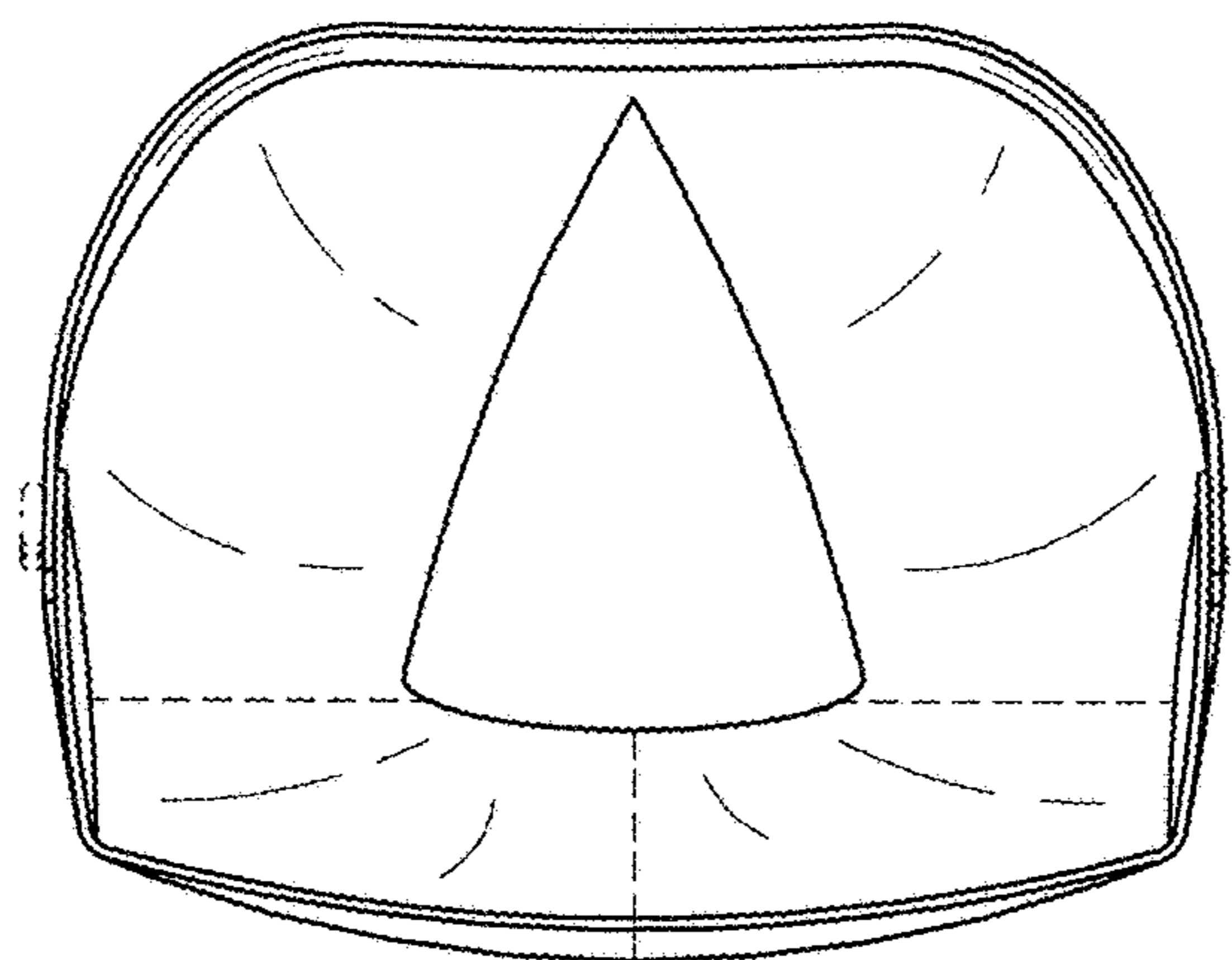


FIG. 7