



US00D841280S

(12) **United States Design Patent** (10) **Patent No.:** **US D841,280 S**
Belk (45) **Date of Patent:** **** Feb. 26, 2019**

- (54) **FROZEN CONFECTIONARY**
- (71) Applicant: **Erica Ashley Belk**, Laurel Hollow, NY (US)
- (72) Inventor: **Erica Ashley Belk**, Laurel Hollow, NY (US)
- (**) Term: **15 Years**
- (21) Appl. No.: **29/533,498**
- (22) Filed: **Jul. 17, 2015**
- (51) **LOC (11) Cl.** **01-01**
- (52) **U.S. Cl.**
USPC **D1/106; D1/129**
- (58) **Field of Classification Search**
USPC D1/100–130, 199; 426/92, 94, 104, 134, 426/138, 143, 275, 277, 279, 281–284, 426/292, 295, 391, 496, 514, 566, 572, 426/660; 249/92; D28/8.1; D9/544, D9/545, 629; D8/83; D21/487; D4/104–106, 136
CPC A23G 3/50; A23G 3/563; A23G 9/503; A23G 9/26; A23G 9/48; A23G 3/54; A23G 3/28; A23P 1/005
See application file for complete search history.

D359,834 S *	7/1995	Benjamin	D1/122
D371,144 S *	6/1996	Dunn	D1/128
D374,755 S *	10/1996	Gobble	D1/125
D395,535 S *	6/1998	Reichkitzer	D1/106
D401,386 S *	11/1998	Boselli	D1/129
D403,485 S *	1/1999	Clanton	D1/106
6,013,300 A *	1/2000	Reichkitzer	A21D 8/06 426/138
D445,992 S *	8/2001	Reinhart	D1/128
D481,914 S *	11/2003	Short	D7/675
D546,027 S *	7/2007	Thiaudiere	D1/129
D547,527 S *	7/2007	Thiaudiere	D1/129
D570,157 S *	6/2008	De La Torre	D7/410
D621,204 S *	8/2010	Henry	D7/354
D632,456 S *	2/2011	Roskam	D1/129
D688,029 S *	8/2013	Schulok	D1/128
D731,741 S *	6/2015	Brown	D1/128
2004/0033300 A1 *	2/2004	Takahashi	A21D 2/181 426/549
2009/0214720 A1 *	8/2009	Almenares	A23G 9/48 426/101

* cited by examiner

Primary Examiner — Katie Jane Stofko
(74) *Attorney, Agent, or Firm* — Thomas A. O'Rourke; Bodner & O'Rourke, LLP

(57) **CLAIM**

The ornamental design for a frozen confectionary, as shown and described.

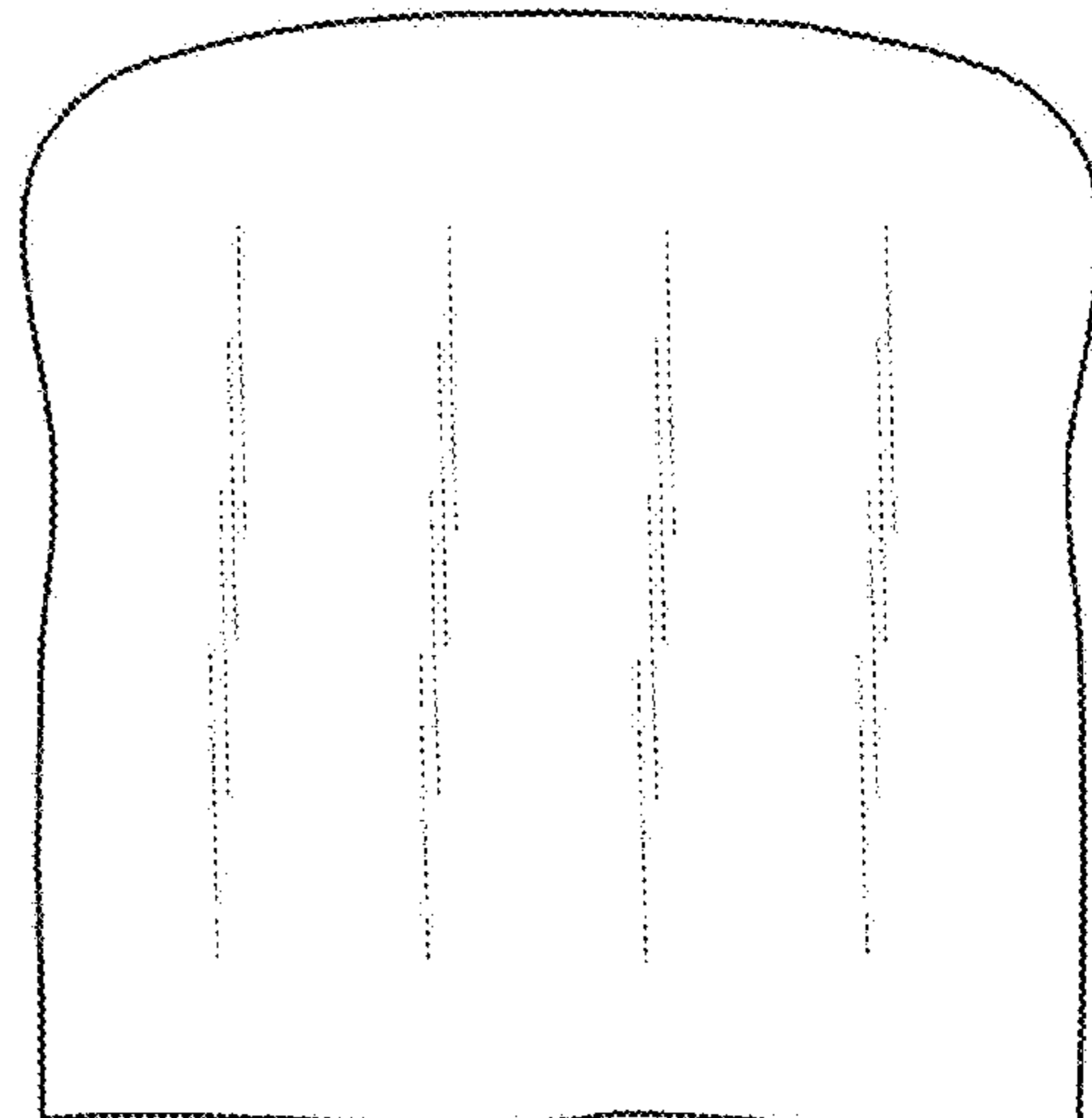
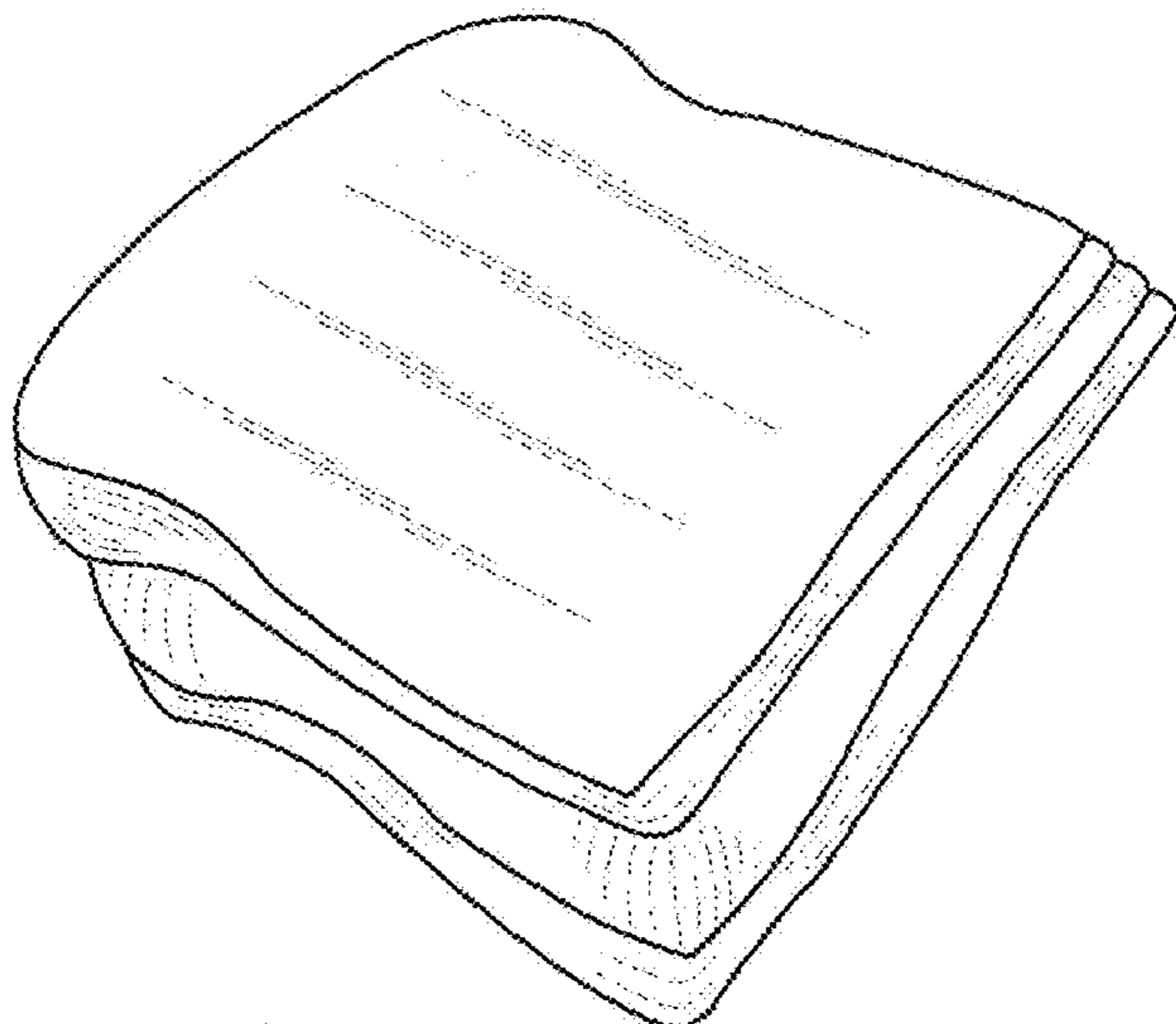
DESCRIPTION

FIG. 1 is a perspective view of a frozen confectionary in accordance with the present invention; FIG. 2 is a rear elevation view thereof; FIG. 3 is a front elevation view thereof; FIG. 4 is a top plan view thereof; FIG. 5 is a bottom plan view thereof; FIG. 6 is a right side elevation view thereof; and, FIG. 7 is a left side elevation view thereof.

1 Claim, 5 Drawing Sheets

(56) **References Cited**
U.S. PATENT DOCUMENTS

D100,257 S *	7/1936	Brooks	D1/121
2,483,669 A *	10/1949	Reid	A47J 37/0892 219/229
D256,848 S *	9/1980	Garneau	D1/120
D274,592 S *	7/1984	Bever	426/87
4,822,622 A *	4/1989	Dokuzovic	A23G 4/043 426/249
D309,230 S *	7/1990	Mulherin	D7/673
D328,664 S *	8/1992	Leahy	D1/106
D351,078 S *	10/1994	Livieratos	D25/138






FIG. 1




FIG. 2

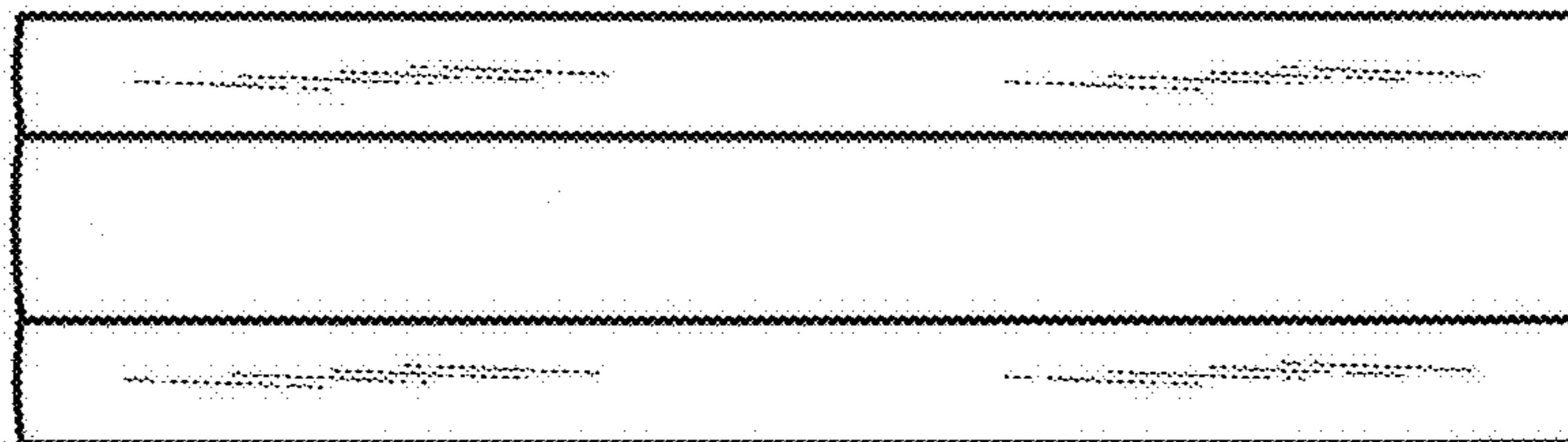


FIG. 3

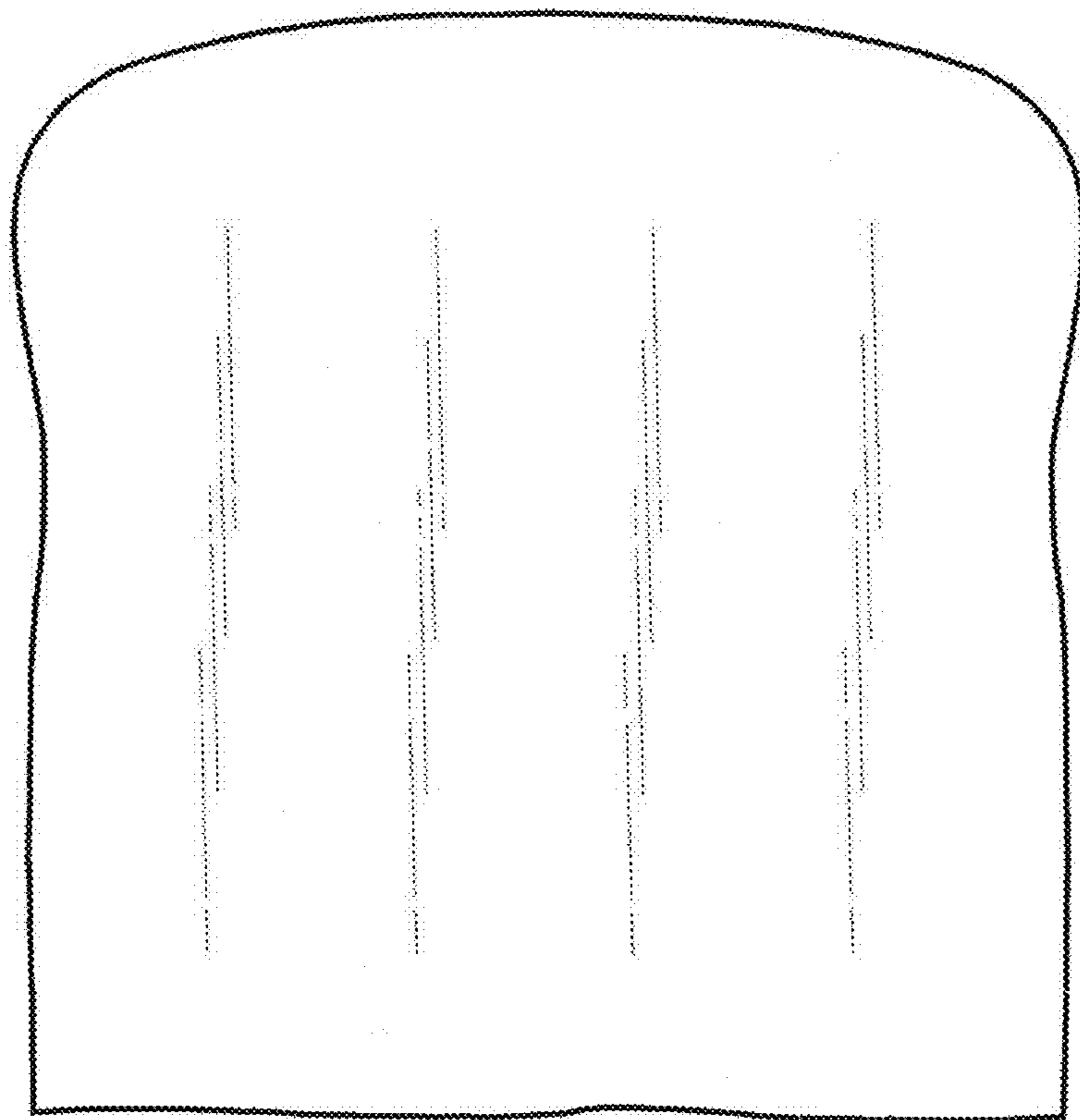


FIG. 4

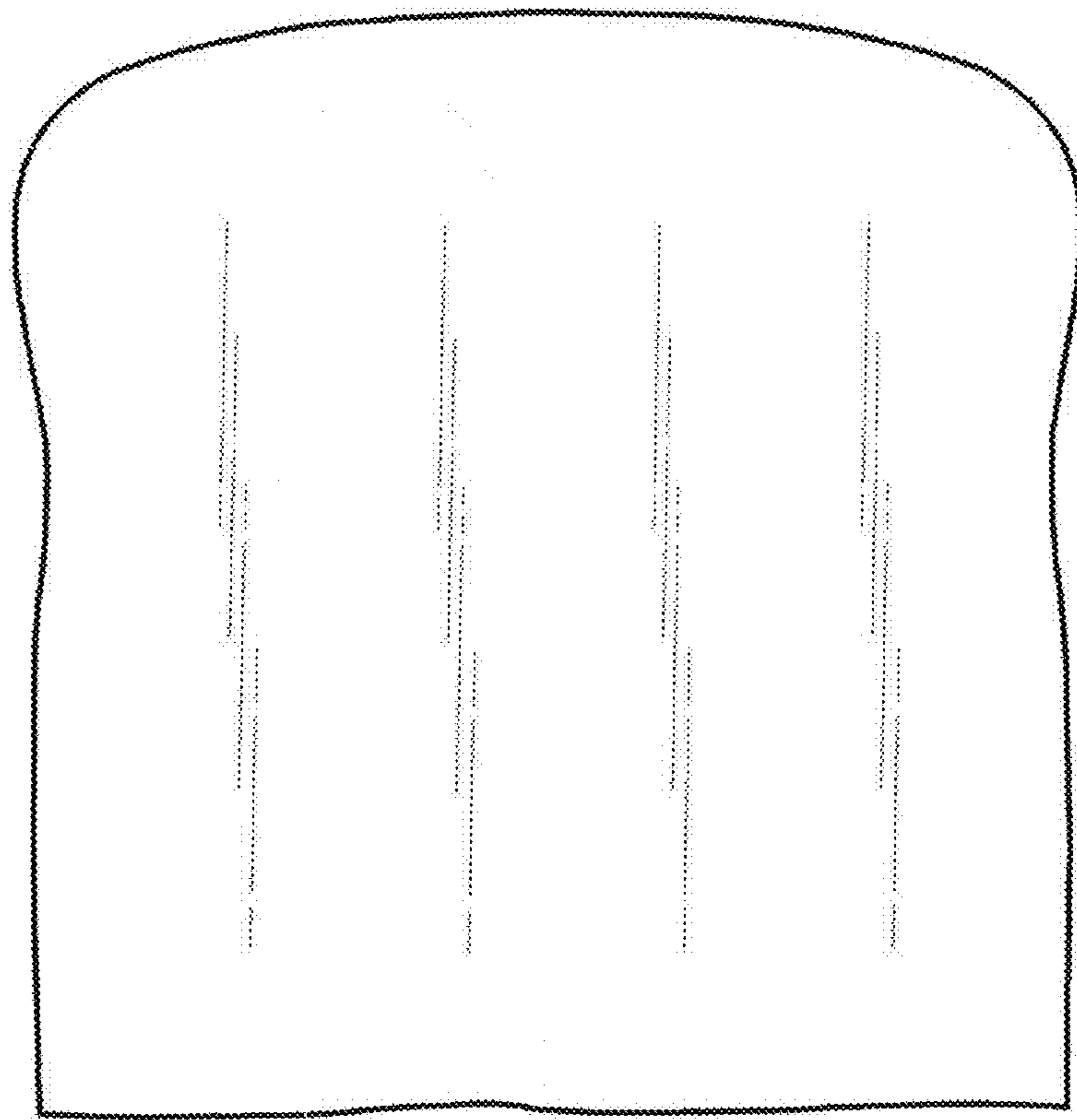


FIG. 5




FIG. 6




FIG. 7