



US00D841262S

(12) **United States Design Patent** (10) **Patent No.:** **US D841,262 S**  
**Nielsen et al.** (45) **Date of Patent:** **\*\* Feb. 19, 2019**

(54) **ABSORBENT PAD WITH FASTENERS**

(71) Applicants: **Gary Nielsen**, Overland Park, KS (US);  
**Shane Nelson**, Overland Park, KS (US)

(72) Inventors: **Gary Nielsen**, Overland Park, KS (US);  
**Shane Nelson**, Overland Park, KS (US)

(\*\*) Term: **15 Years**

(21) Appl. No.: **29/580,941**

(22) Filed: **Oct. 14, 2016**

**Related U.S. Application Data**

(63) Continuation-in-part of application No. 15/075,365,  
filed on Mar. 21, 2016.

(51) **LOC (11) Cl.** ..... **30-99**

(52) **U.S. Cl.**  
USPC ..... **D30/161**

(58) **Field of Classification Search**  
USPC ..... D30/108, 117, 118, 120, 161, 199;  
D6/301, 333, 339, 361, 390, 349, 381,  
(Continued)

(56) **References Cited**

**U.S. PATENT DOCUMENTS**

2,821,723 A \* 2/1958 Gluck ..... A47G 9/0238  
5/501  
D255,255 S \* 6/1980 Leo ..... 206/0.8  
(Continued)

**OTHER PUBLICATIONS**

“Whelpin Pads Disposable” posted on Jan. 30, 2016 [online],  
[retrieved Feb. 26, 2018]. Retrived from internet: <https://www.amazon.com/Whelping-Pads-Disposable-Super-Absorbent/dp/B00M9ITRP0#customerReviews>.\*

*Primary Examiner* — Barbara Fox  
*Assistant Examiner* — Mehri F Bajoul

(74) *Attorney, Agent, or Firm* — Polsinelli PC; Adam C. Rehm

(57) **CLAIM**

The ornamental design for an absorbent pad with fasteners,  
as shown and described.

**DESCRIPTION**

FIG. 1 is a front, bottom, left side perspective view of an  
absorbent pad with fasteners according to an embodiment of  
the new design;

FIG. 2 is a front side elevation view thereof;

FIG. 3 is a rear side elevation view thereof;

FIG. 4 is a left side elevation view thereof;

FIG. 5 is a right side elevation view thereof;

FIG. 6 is a top plan view thereof;

FIG. 7 is a bottom plan view thereof;

FIG. 8 is an enlargement of the portion indicated in FIG. 1;

FIG. 9 is an enlargement of the portion indicated in FIG. 2;

FIG. 10 is an enlargement of the portion indicated in FIG. 3;

FIG. 11 is an enlargement of the portion indicated in FIG. 4;

FIG. 12 is an enlargement of the portion indicated in FIG. 5;

FIG. 13 is an enlargement of the portion indicated in FIG. 6;

FIG. 14 is an enlargement of the portion indicated in FIG. 7;

FIG. 15 is a front, bottom, left side perspective view of an  
absorbent pad with fasteners according to another embodi-  
ment of the new design;

FIG. 16 is a front side elevation view thereof;

FIG. 17 is a rear side elevation view thereof;

FIG. 18 is a left side elevation view thereof;

FIG. 19 is a right side elevation view thereof;

FIG. 20 is a top plan view thereof;

FIG. 21 is a bottom plan view thereof;

FIG. 22 is an enlargement of the portion indicated in FIG.  
15;

FIG. 23 is an enlargement of the portion indicated in FIG.  
16;

FIG. 24 is an enlargement of the portion indicated in FIG.  
17;

FIG. 25 is an enlargement of the portion indicated in FIG.  
18;

FIG. 26 is an enlargement of the portion indicated in FIG.  
19;

(Continued)

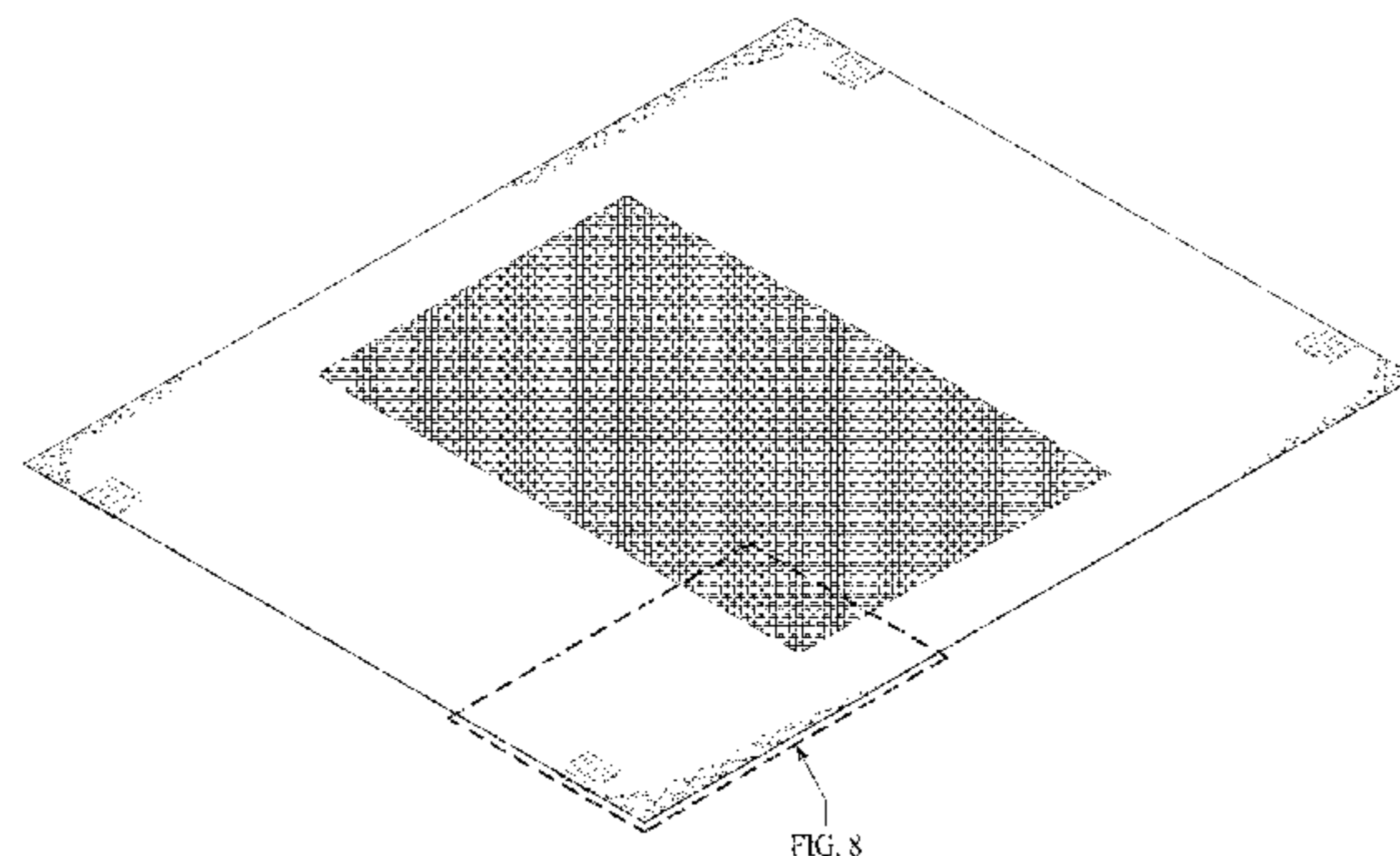


FIG. 27 is an enlargement of the portion indicated in FIG. 20; and,

FIG. 28 is an enlargement of the portion indicated in FIG. 21.

The broken lines shown in the drawings illustrate portions of the absorbent pad with fasteners that form no part of the claimed design.

**1 Claim, 20 Drawing Sheets**

(58) **Field of Classification Search**

USPC ..... D6/382, 391, 596–598, 601, 602, 604, D6/605, 611; D3/213–216, 226, 232, D3/321; D21/339, 520, 592, 656, 698; D24/124–127, 132; 119/28.5, 174  
 CPC ... A63H 3/02; A63H 3/06; A63H 3/08; A63H 3/10; A63H 3/14; A63H 3/26; A47G 9/00; A01K 1/0152; A01K 1/0153; A01K 1/0155; A01K 1/0156; A01K 1/0157

See application file for complete search history.

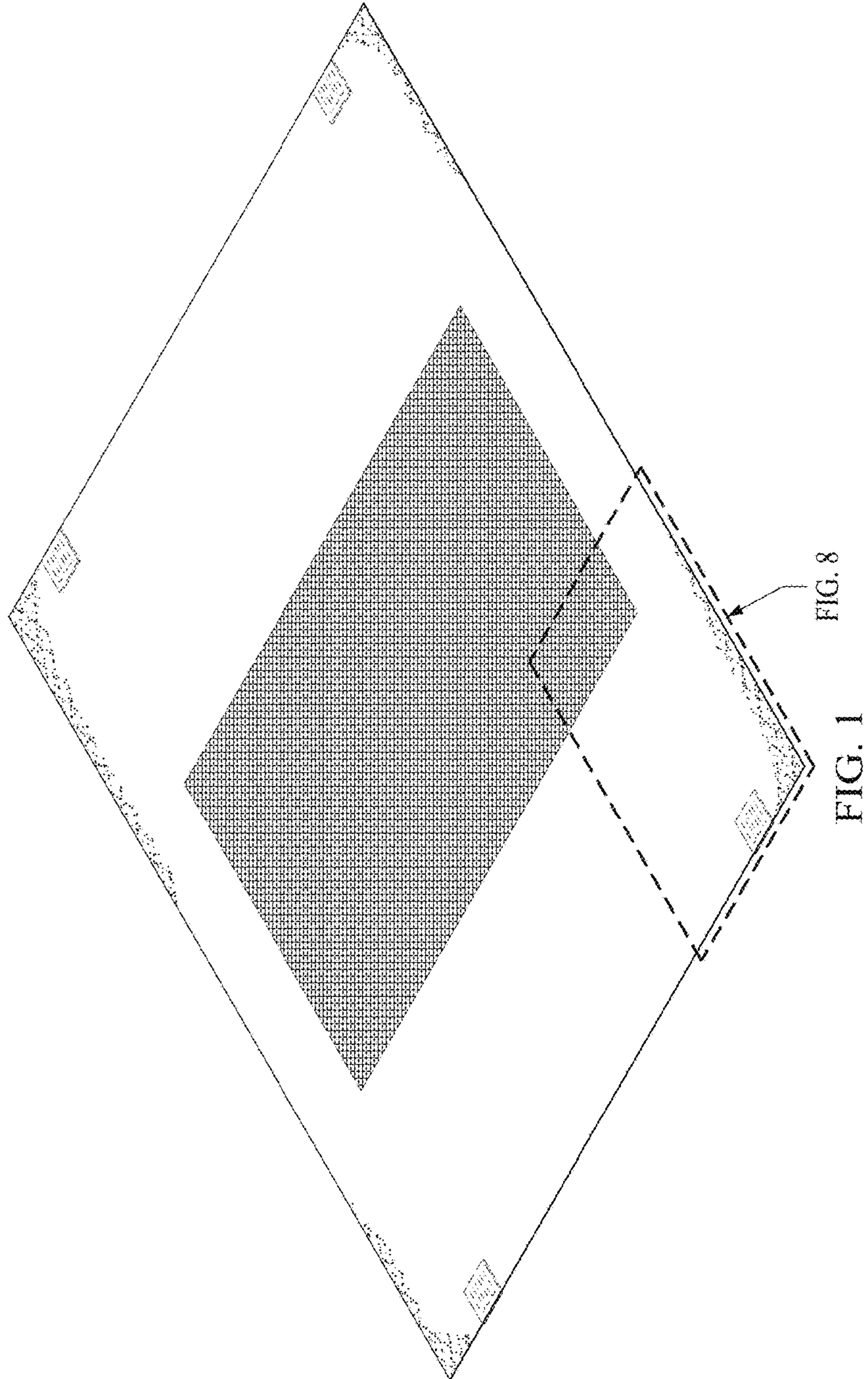
(56)

**References Cited**

U.S. PATENT DOCUMENTS

4,551,144	A *	11/1985	Graber .....	A61F 5/4401 604/378
D382,757	S *	8/1997	Vick .....	D6/608
D421,198	S *	2/2000	Surface .....	D5/47
D477,076	S *	7/2003	Wall .....	D24/125
D498,025	S *	11/2004	Tessier .....	D30/161
D657,179	S *	4/2012	Cupples .....	D6/603
D666,860	S *	9/2012	Lubart .....	D6/583
D683,566	S *	6/2013	Schwartz .....	D6/596
D710,131	S *	8/2014	McNett .....	D6/596
D713,657	S *	9/2014	McNett .....	D6/608
D715,582	S *	10/2014	Mun .....	D6/602
D728,828	S *	5/2015	Metcalf .....	D25/103
D745,749	S *	12/2015	Lee .....	D30/161
D771,278	S *	11/2016	Metcalf .....	E04F 13/0871 D25/138
D796,036	S *	8/2017	Ren .....	D24/132
2009/0000557	A1 *	1/2009	Takahashi .....	A01K 1/0107 119/161
2009/0314214	A1 *	12/2009	Miller .....	A01K 1/0107 119/165
2015/0164041	A1 *	6/2015	Takahashi .....	A01K 1/0107 119/161

\* cited by examiner






FIG. 2

FIG. 9

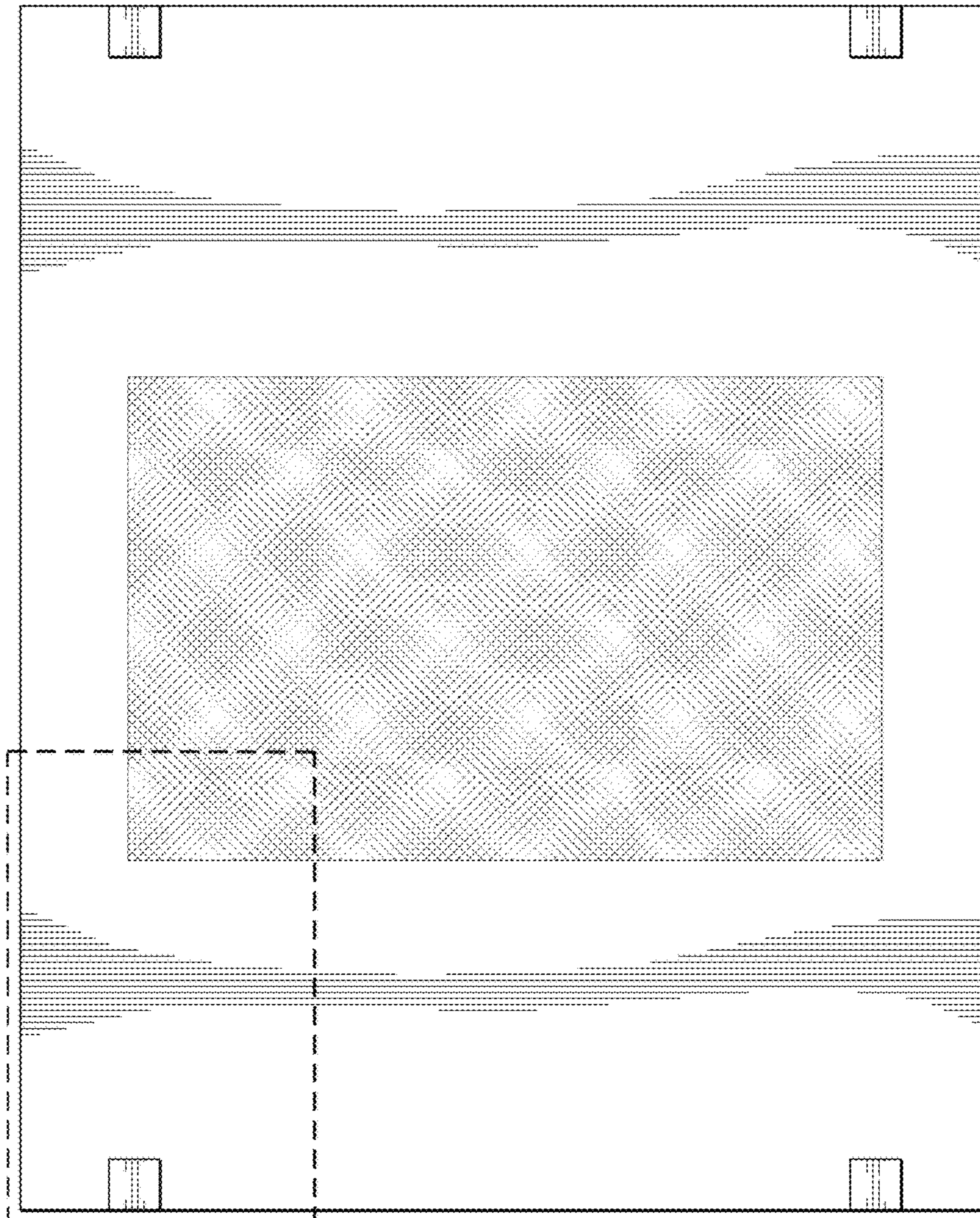
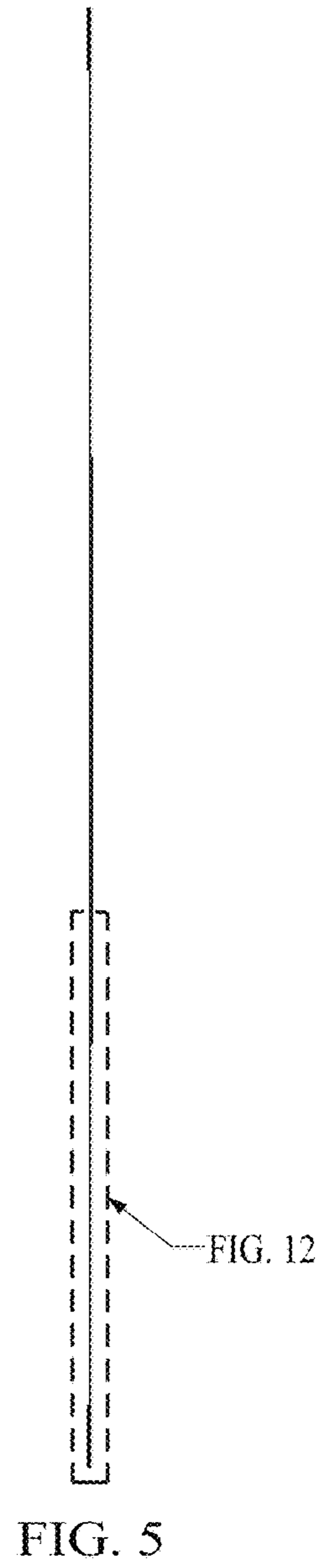
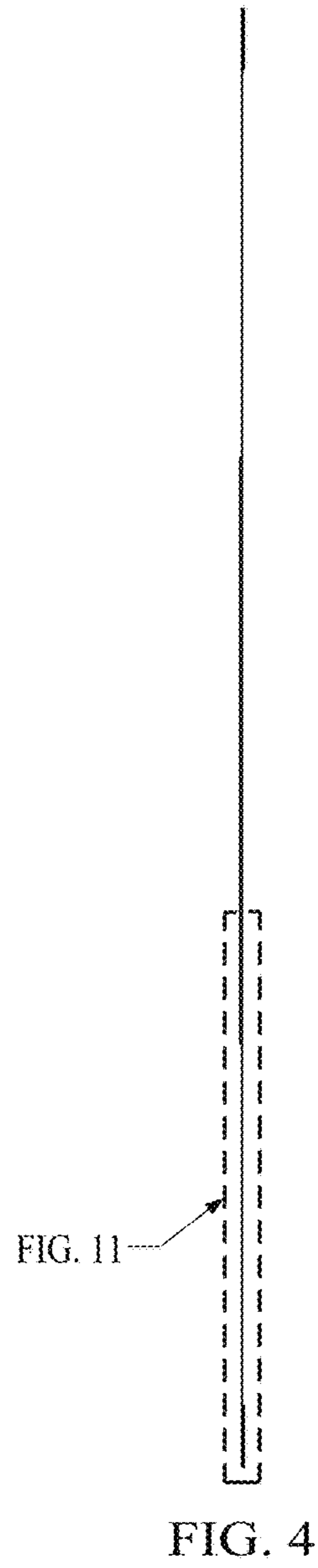
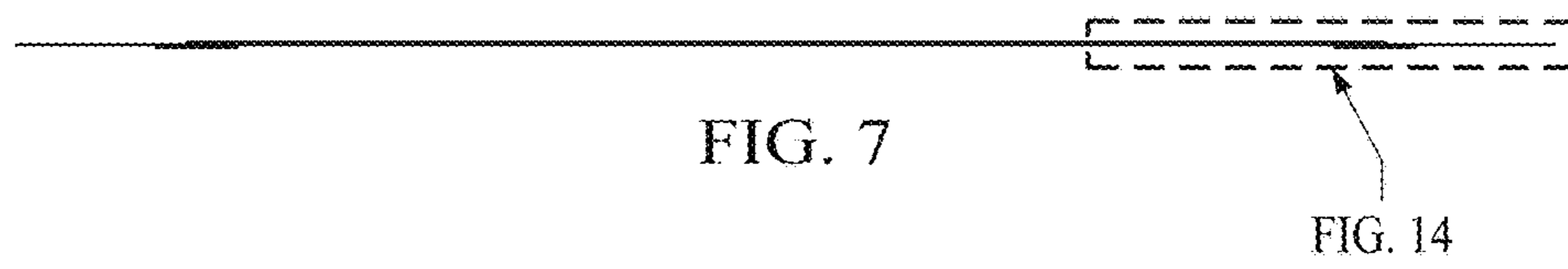
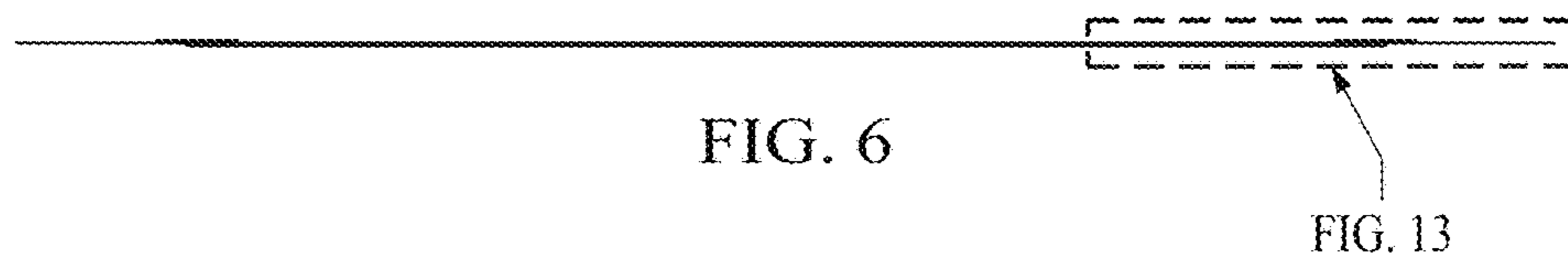


FIG. 3

FIG. 10





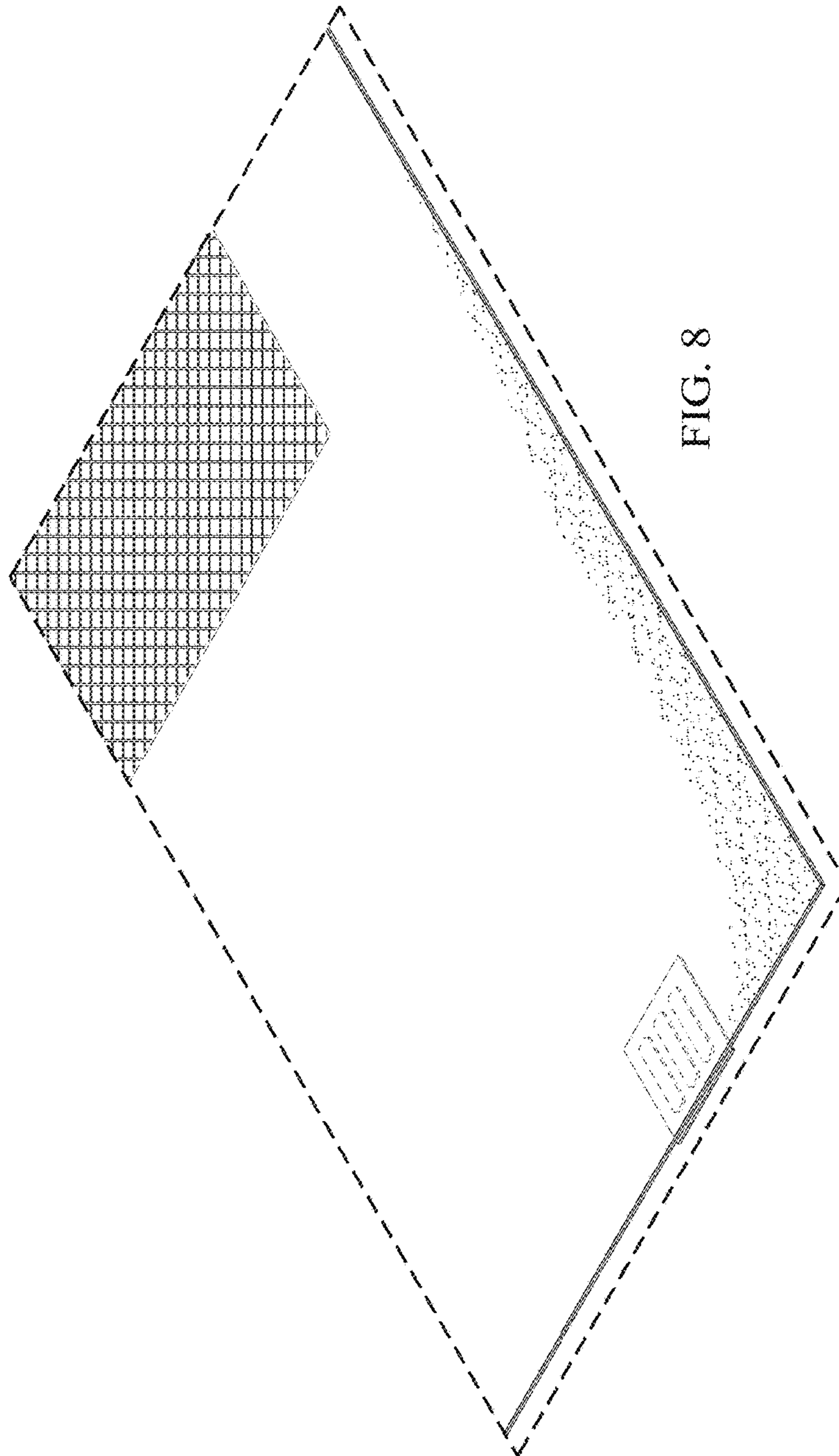


FIG. 8






FIG. 9




FIG. 10



FIG. 11

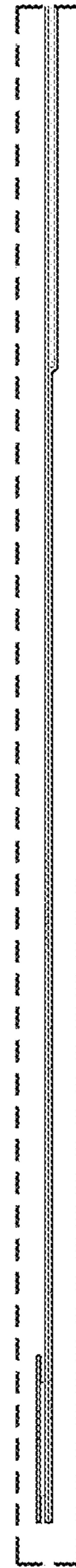


FIG. 12




FIG. 13

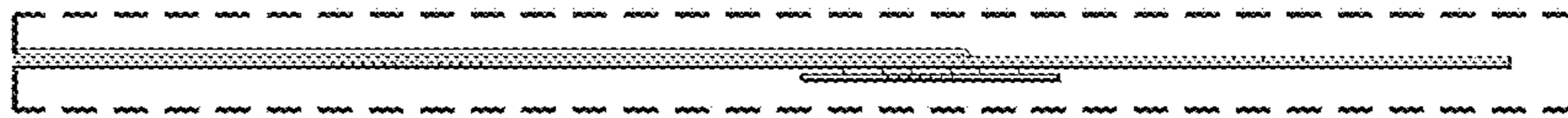
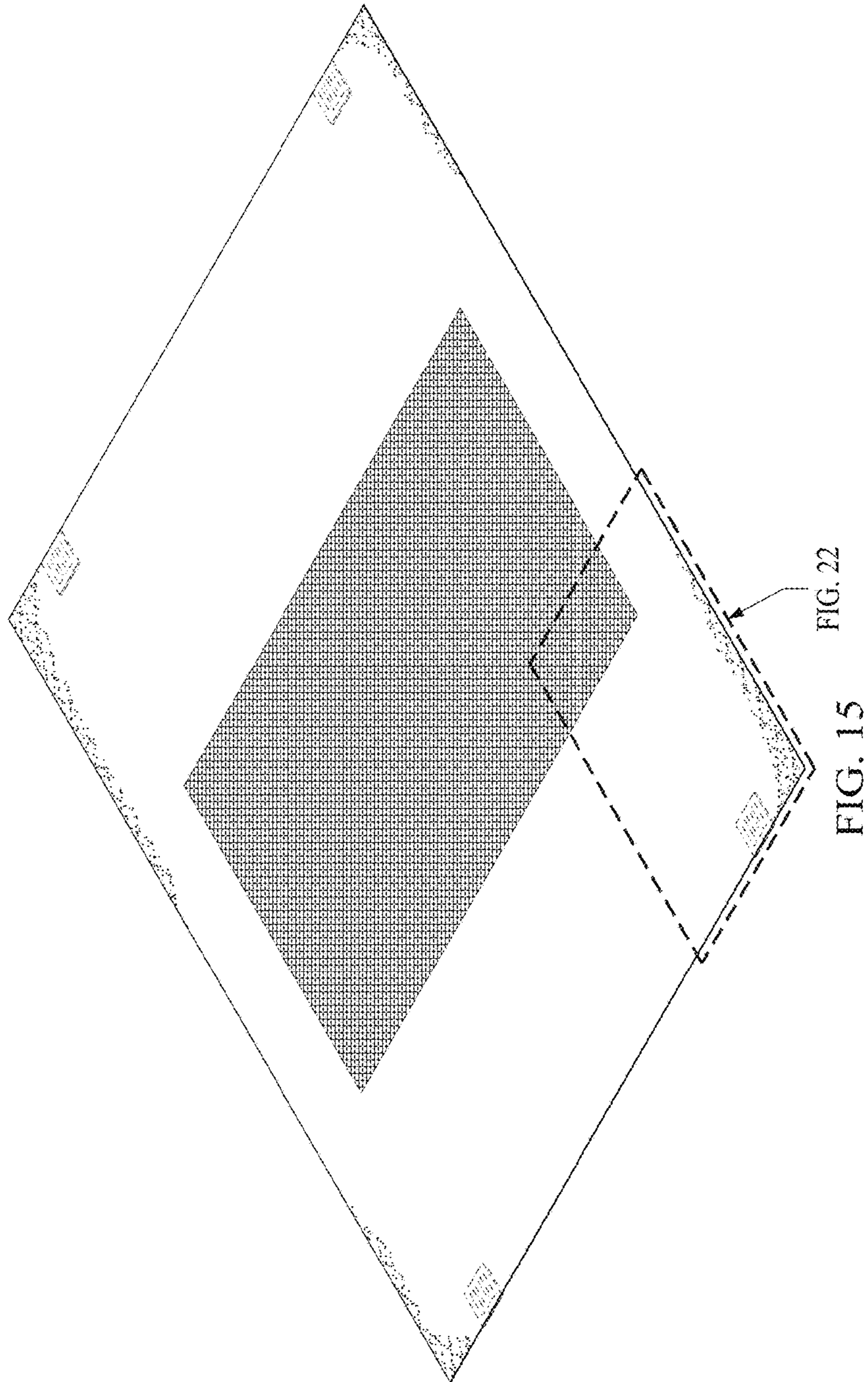


FIG. 14



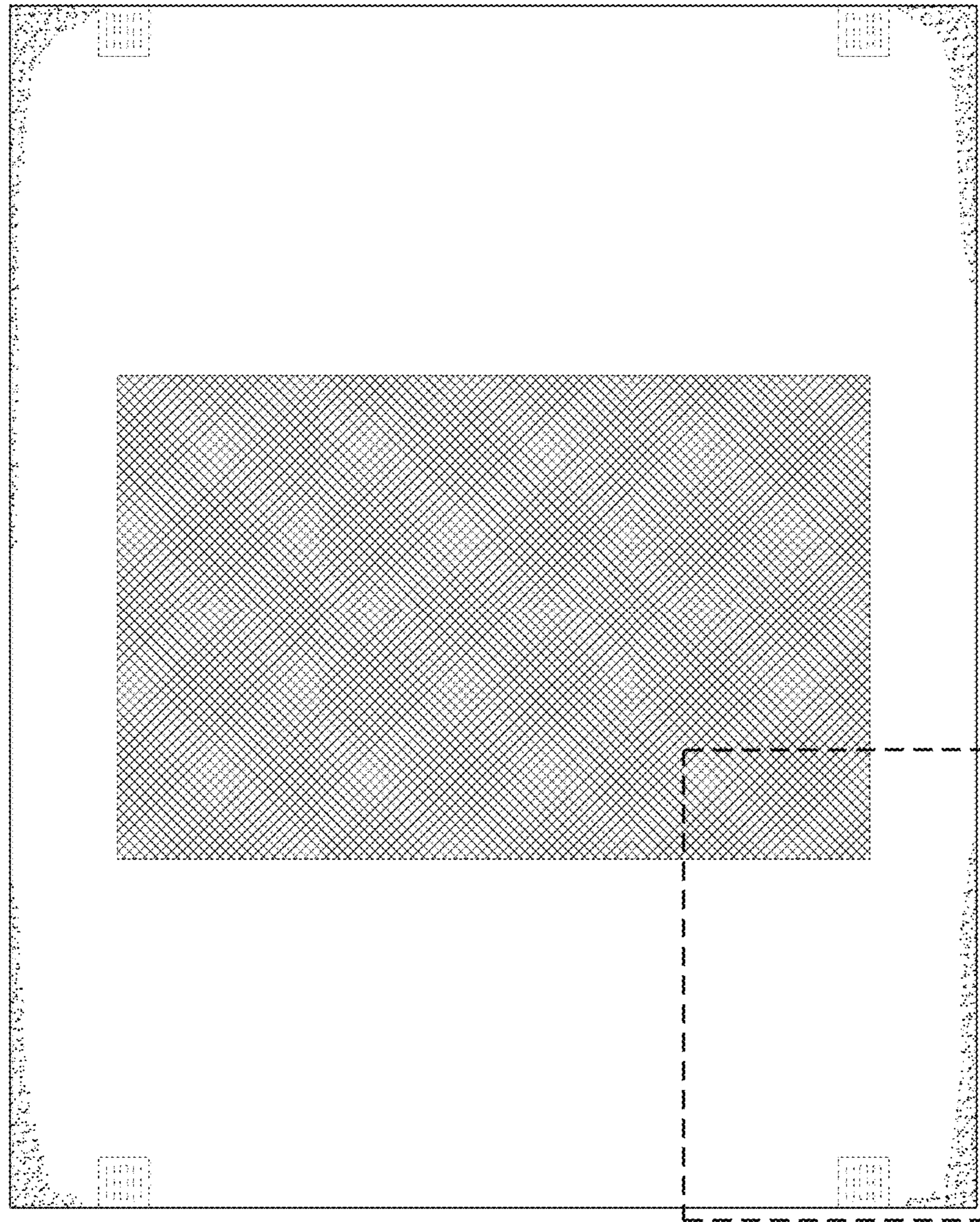


FIG. 16

FIG. 23

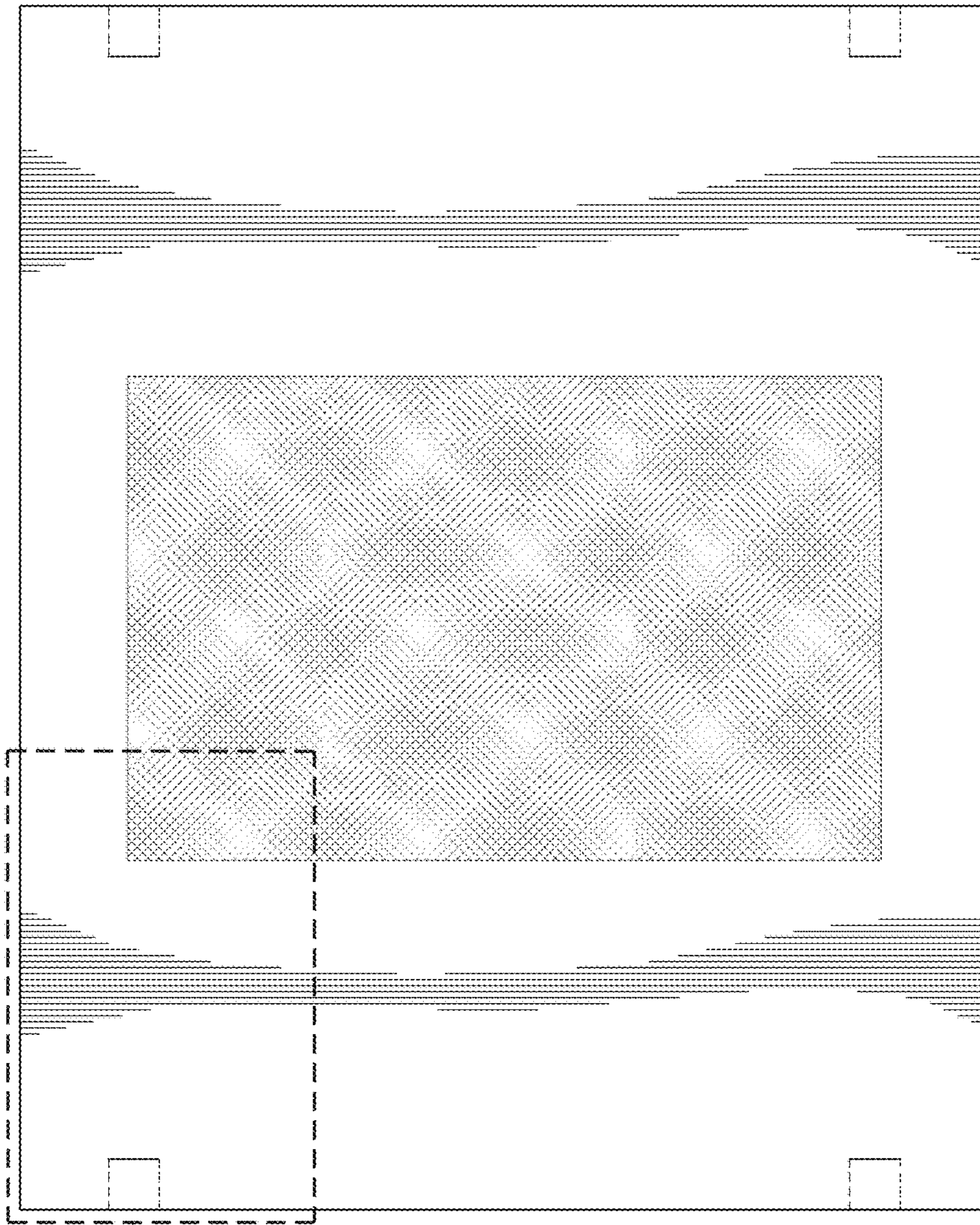
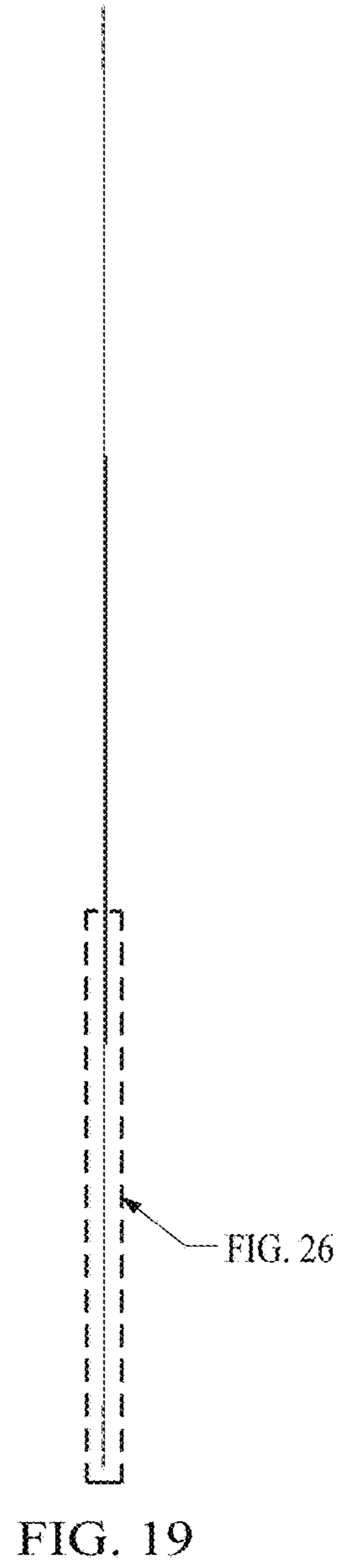
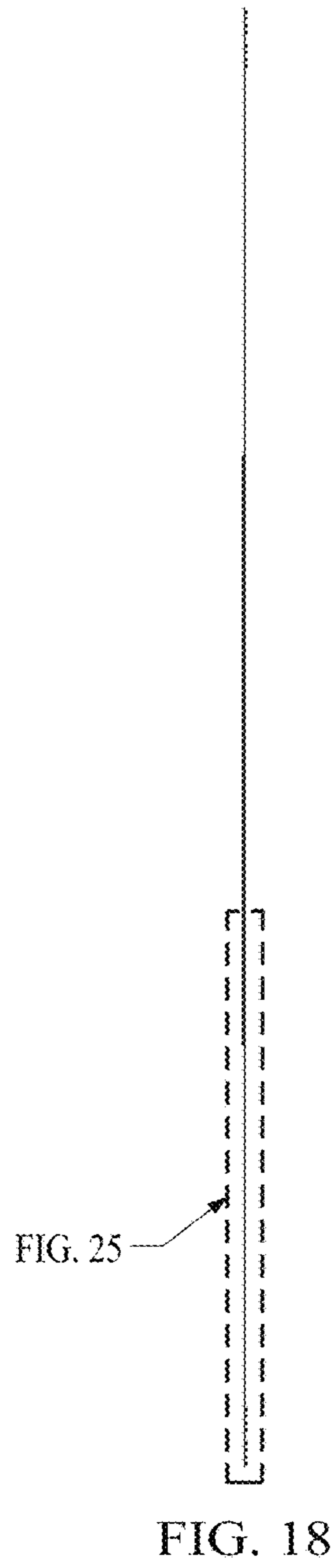
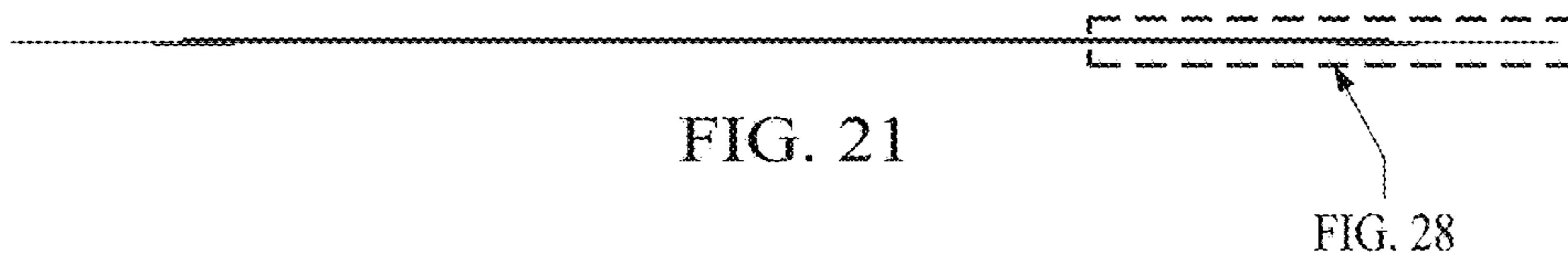
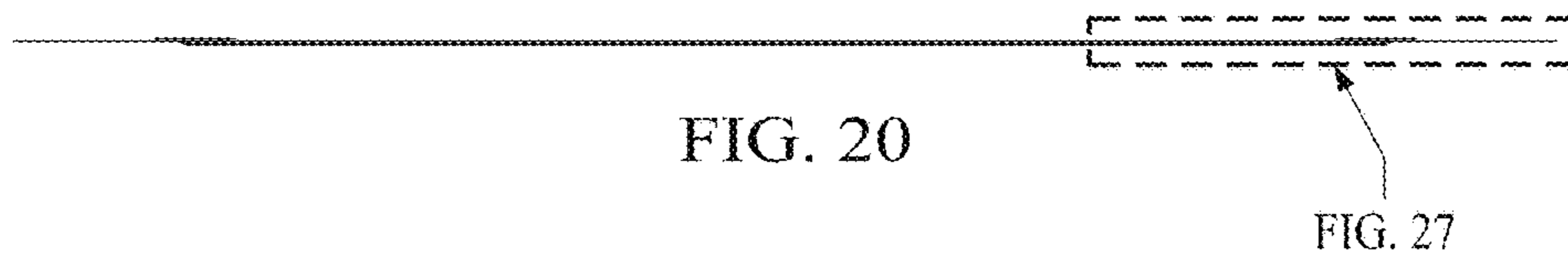


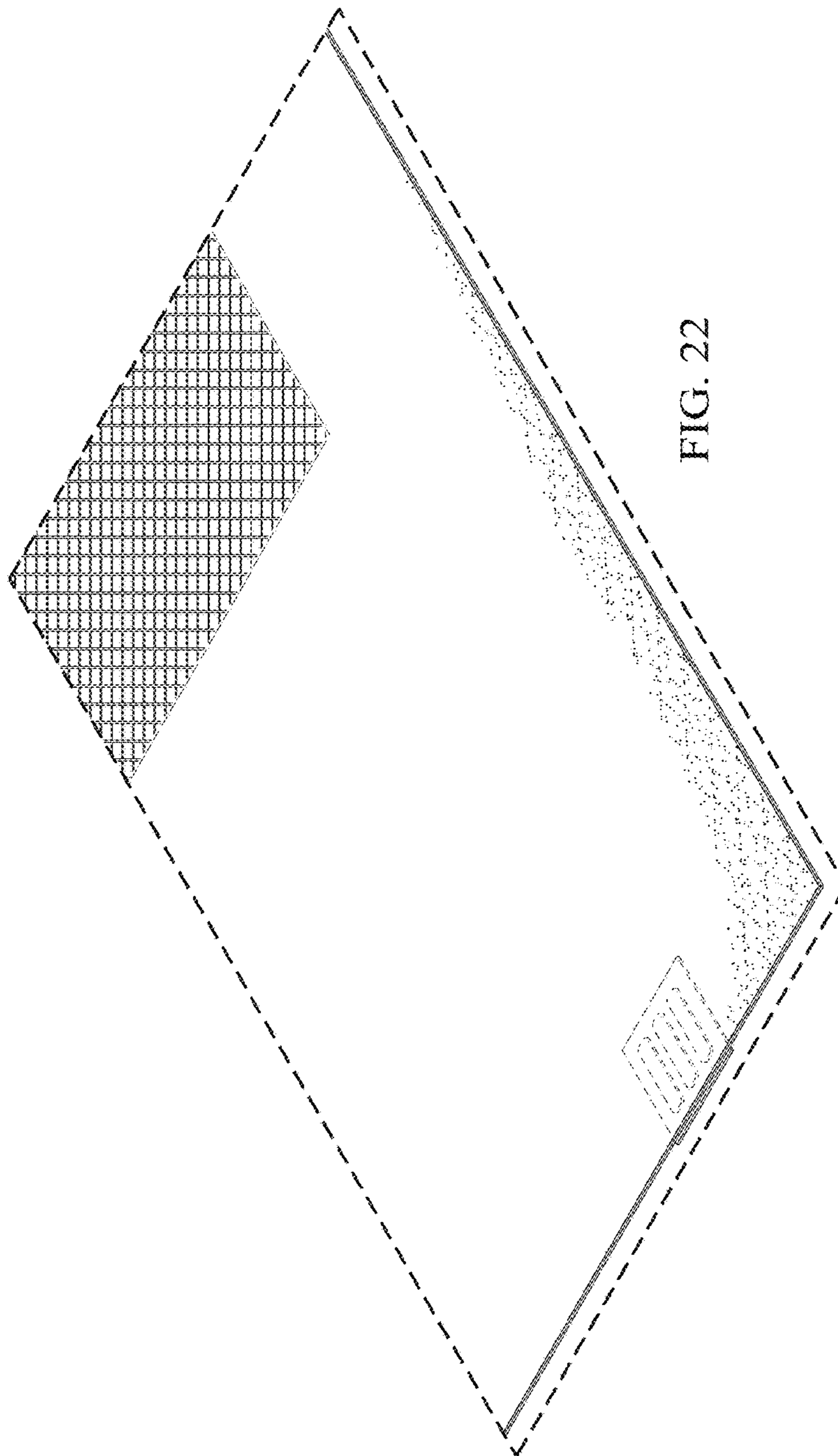
FIG. 17

FIG. 24












FIG. 23




FIG. 24



FIG. 25



FIG. 26



FIG. 27



FIG. 28