



US00D841253S

(12) **United States Design Patent**  
**Poellnitz**

(10) **Patent No.:** **US D841,253 S**  
(45) **Date of Patent:** **\*\* Feb. 19, 2019**

(54) **HAIR EXTENSION COMPRISING TINSEL STRANDS**

(71) Applicant: **Devi Poellnitz**, Springfield Gardens, NY (US)

(72) Inventor: **Devi Poellnitz**, Springfield Gardens, NY (US)

(\*\*) Term: **15 Years**

(21) Appl. No.: **29/571,595**

(22) Filed: **Jul. 20, 2016**

(51) **LOC (11) Cl.** ..... **28-04**

(52) **U.S. Cl.**  
USPC ..... **D28/92**

(58) **Field of Classification Search**  
USPC ..... D28/92, 93, 10; 87/3-9, 33, 42; 132/53-56, 201  
CPC .... A41G 5/004; A41G 5/0046; A41G 5/0053; A41G 5/006; A41G 5/00; A41G 3/0066; A41G 3/0083  
See application file for complete search history.

(56) **References Cited**

U.S. PATENT DOCUMENTS

5,121,761	A *	6/1992	Meister	.....	A41G 5/0053
					132/201
5,921,253	A *	7/1999	Jeong	.....	A41G 3/0075
					132/200
6,405,736	B2 *	6/2002	Townsend	.....	A41G 5/0033
					132/201
6,830,054	B1 *	12/2004	Ross-Kuehn	.....	A41G 5/0093
					132/201
6,832,614	B2 *	12/2004	Frazier	.....	A41G 5/006
					132/201
7,320,327	B2 *	1/2008	Frazier	.....	A41G 5/004
					132/201
7,343,921	B2 *	3/2008	Salinas	.....	A41G 5/004
					132/201

7,661,434	B2 *	2/2010	Frazier	.....	A41G 5/006
					132/201
7,753,057	B2 *	7/2010	Kallabat	.....	A41G 5/0066
					132/201
D668,818	S *	10/2012	Jones	.....	D28/42
D685,135	S *	6/2013	Jazwinski	.....	D28/92
8,511,320	B2 *	8/2013	Sakurai	.....	A41G 3/0083
					132/201
8,528,571	B2 *	9/2013	Costa	.....	A41G 5/004
					132/201
D704,893	S *	5/2014	Dierker	.....	D28/93
9,113,669	B1 *	8/2015	Kleinman	.....	A41G 5/0073

(Continued)

*Primary Examiner* — Susan Bennett Hattan

*Assistant Examiner* — Rebecca Tsehaye

(74) *Attorney, Agent, or Firm* — Carrie Stroup


(57) **CLAIM**

The ornamental design for a hair extension comprising tinsel strands, as shown and described.

**DESCRIPTION**

FIG. 1 is a front elevational view of a hair extension comprising tinsel strands;  
 FIG. 2 is a rear elevational view thereof;  
 FIG. 3 is a right front perspective view thereof;  
 FIG. 4 is an enlarged front elevational view of the top portion thereof;  
 FIG. 5 is an enlarged right side elevational view of the top portion, the left side elevational view being a mirror image thereof;  
 FIG. 6 is an enlarged top plan view of the top portion thereof;  
 FIG. 7 is a left front perspective view in an environment of use; and,  
 FIG. 8 is a front elevational view in another environment of use.  
 The broken lines in FIGS. 7 and 8 illustrate an environment for a hair extension comprising tinsel strands that form no part of the claimed design.

**1 Claim, 8 Drawing Sheets**



(56)

**References Cited**

U.S. PATENT DOCUMENTS

2005/0098191 A1\* 5/2005 Frazier ..... A41G 5/004  
132/201  
2006/0191550 A1\* 8/2006 Frazier ..... A41G 5/006  
132/53

\* cited by examiner




FIG. 1




FIG. 2




FIG. 3

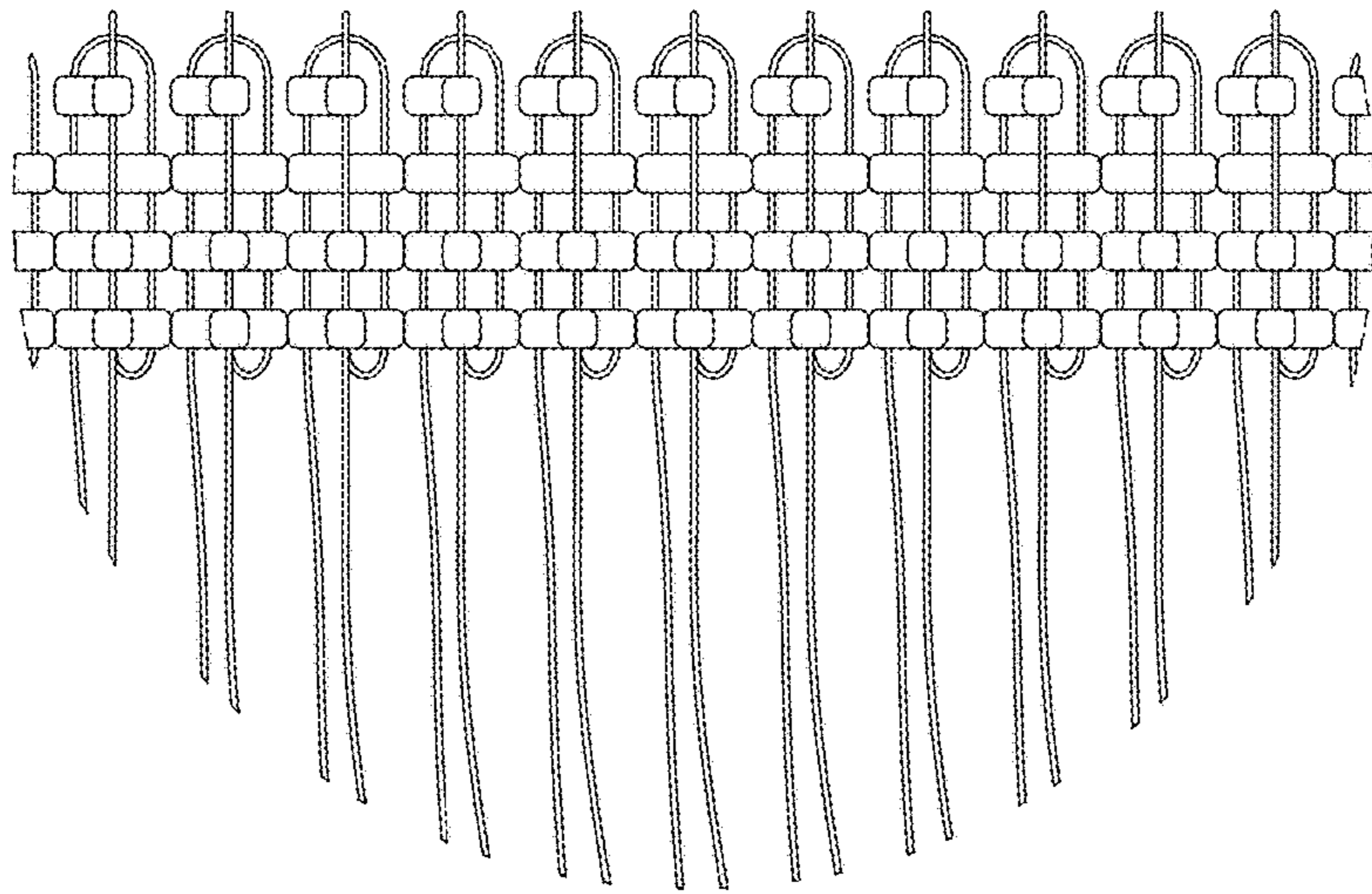


FIG. 4

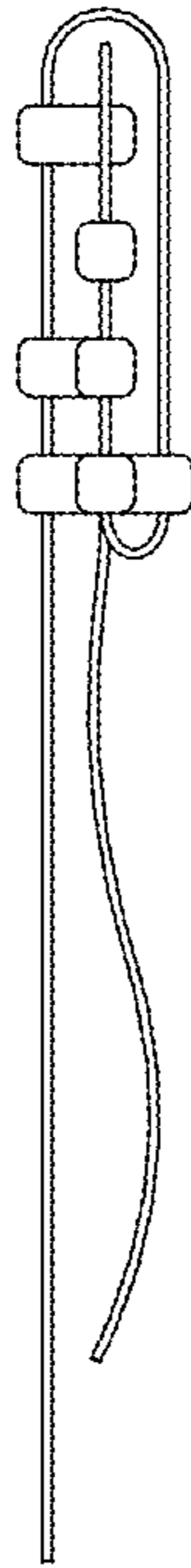


FIG. 5

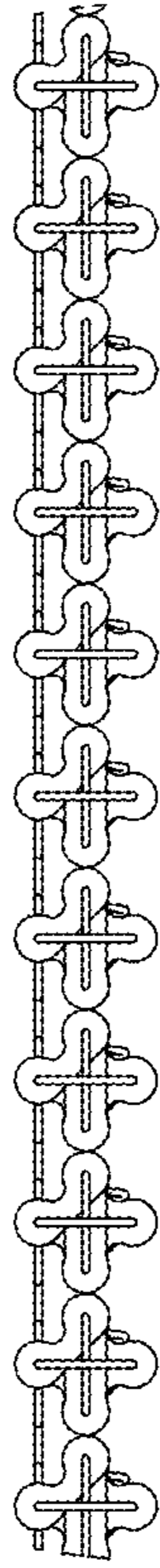


FIG. 6






FIG. 7

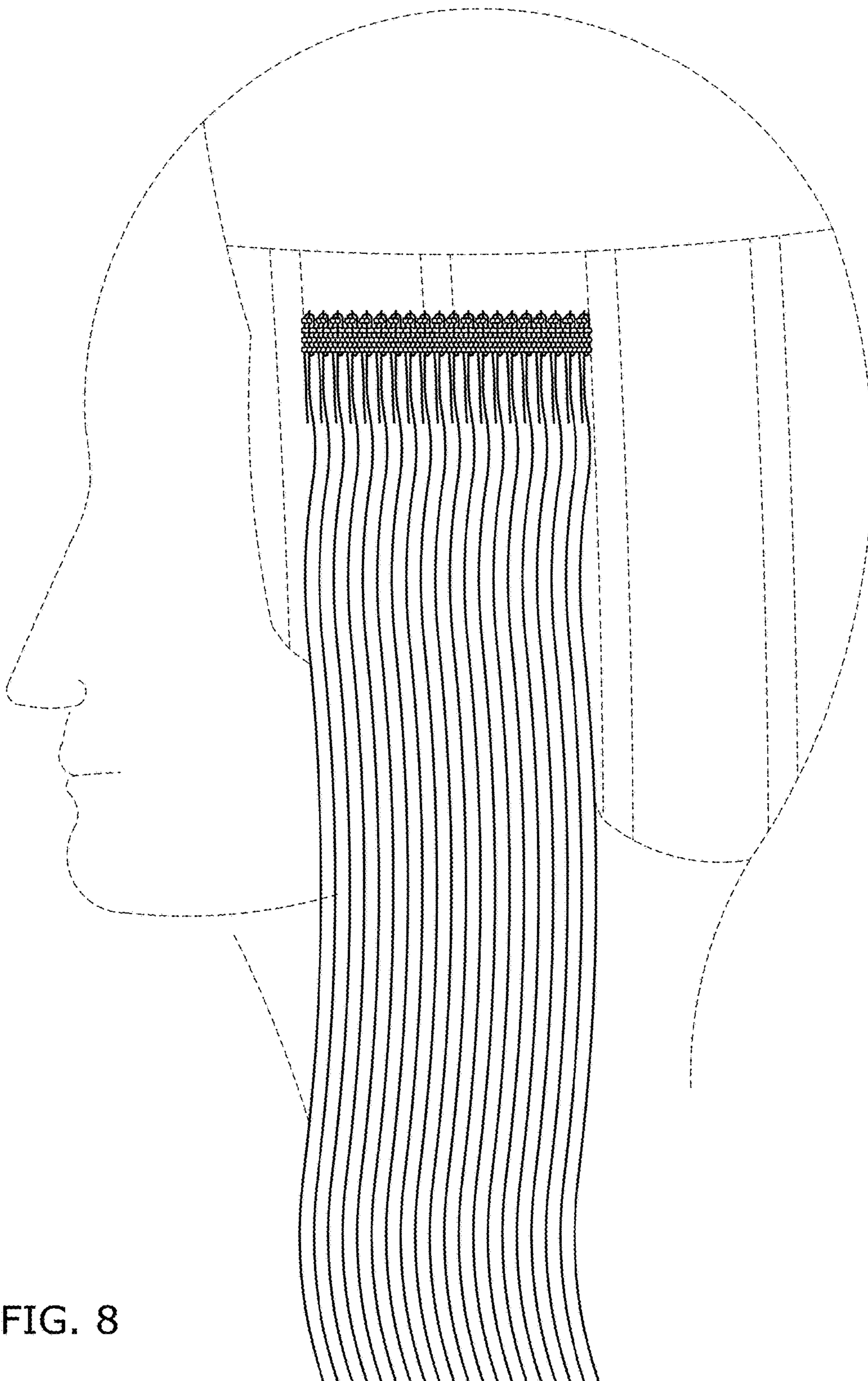


FIG. 8