



US00D841251S

(12) **United States Design Patent** (10) **Patent No.:** **US D841,251 S**
Kikkawa et al. (45) **Date of Patent:** **** Feb. 19, 2019**

(54) **INTERDENTAL CLEANER** 6,325,626 B1 * 12/2001 Blass A46B 3/18
132/321
(71) Applicant: **KOBAYASHI PHARMACEUTICAL** D521,737 S * 5/2006 Siemer D28/65
CO., LTD., Osaka-shi, Osaka (JP) D536,529 S * 2/2007 Antler D4/111
D594,984 S * 6/2009 Crossman D24/152
(72) Inventors: **Tasuku Kikkawa,** Ibaraki (JP); **Shinji** D674,610 S * 1/2013 Eatherton D4/111
Yuumei, Toyama (JP) 8,544,132 B2 * 10/2013 Gatzemeyer A46B 13/023
15/105
(73) Assignee: **KOBAYASHI PHARMACEUTICAL** D777,920 S * 1/2017 Xu D24/152
CO., LTD. (JP) D787,128 S * 5/2017 Butz D28/65
D788,304 S * 5/2017 Kikkawa D24/152
D788,305 S * 5/2017 Kikkawa D24/152
(**) Term: **15 Years** D794,793 S * 8/2017 Butz D24/152
D795,430 S * 8/2017 Butz D24/152
(21) Appl. No.: **29/561,561** D801,700 S * 11/2017 Kauss D4/128
D802,137 S * 11/2017 Butz D24/152
D809,303 S * 2/2018 Kikkawa D4/111

(22) Filed: **Apr. 18, 2016**

(30) **Foreign Application Priority Data**
Oct. 21, 2015 (JP) 2015-023309
(51) **LOC (11) Cl.** **28-03**
(52) **U.S. Cl.**
USPC **D28/68**
(58) **Field of Classification Search**
USPC D28/68, 66, 67, 65; D24/152, 156, 176,
D24/133, 146, 147, 119; 132/323-327,
132/329; 15/105, 111, 167.1, 206, 143.1;
D4/104-107, 109, 111, 128, 136
CPC A61C 15/00; A61C 15/046; A46B 9/04;
A46B 9/12
See application file for complete search history.

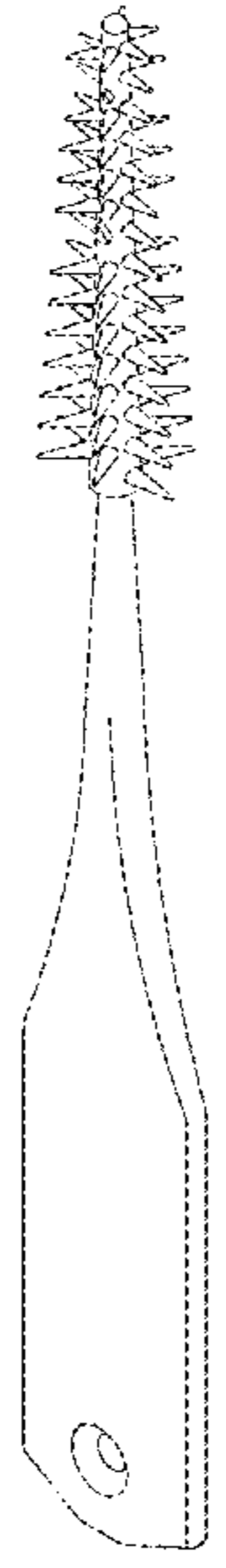
(56) **References Cited**
U.S. PATENT DOCUMENTS
4,387,479 A * 6/1983 Kigyos A46B 7/04
132/308
D291,505 S * 8/1987 Tarrson D4/104

* cited by examiner
Primary Examiner — Susan Bennett Hattan
Assistant Examiner — Rebecca Tsehaye
(74) *Attorney, Agent, or Firm* — Saidman DesignLaw
Group, LLC

(57) **CLAIM**
The ornamental design for an interdental cleaner, as shown
and described.

DESCRIPTION
FIG. 1 is a perspective view of an interdental cleaner
showing our new design;
FIG. 2 is another perspective view thereof;
FIG. 3 is a front view thereof;
FIG. 4 is a rear view thereof;
FIG. 5 is a top view thereof;
FIG. 6 is a bottom view thereof;
FIG. 7 is a right side view thereof; and,
FIG. 8 is a left side view thereof.

1 Claim, 7 Drawing Sheets



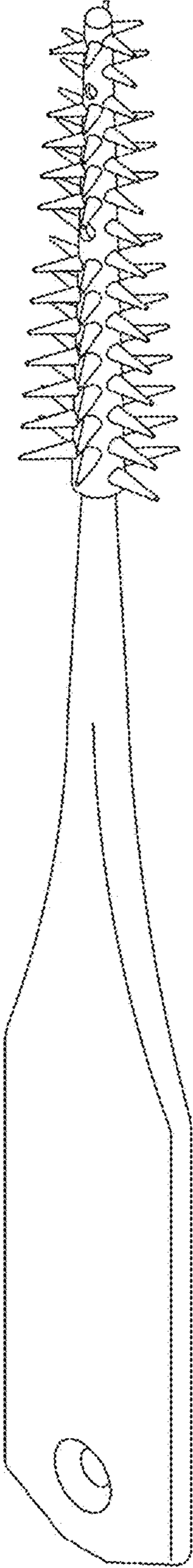


FIG. 1

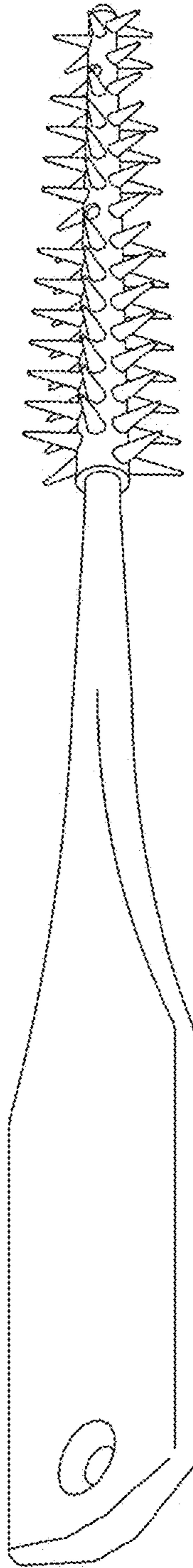


FIG. 2

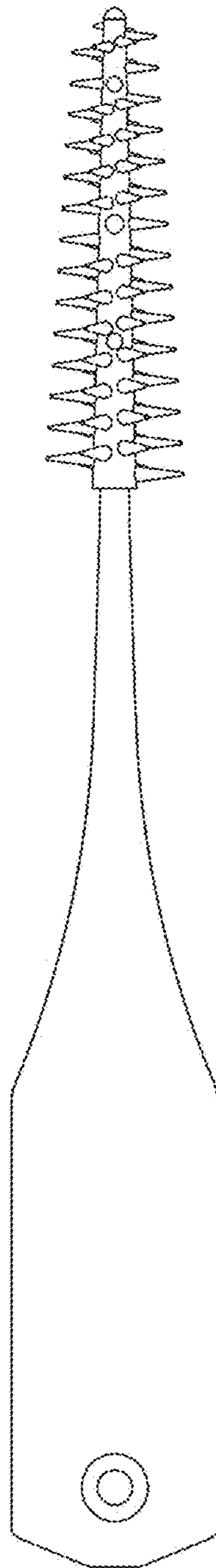


FIG. 3

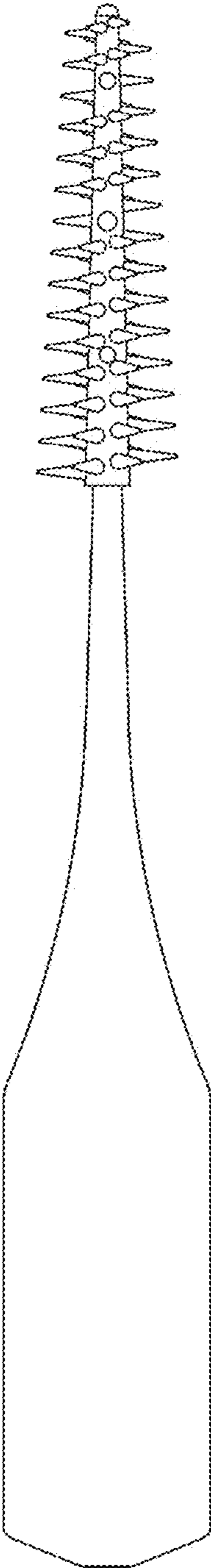


FIG. 4

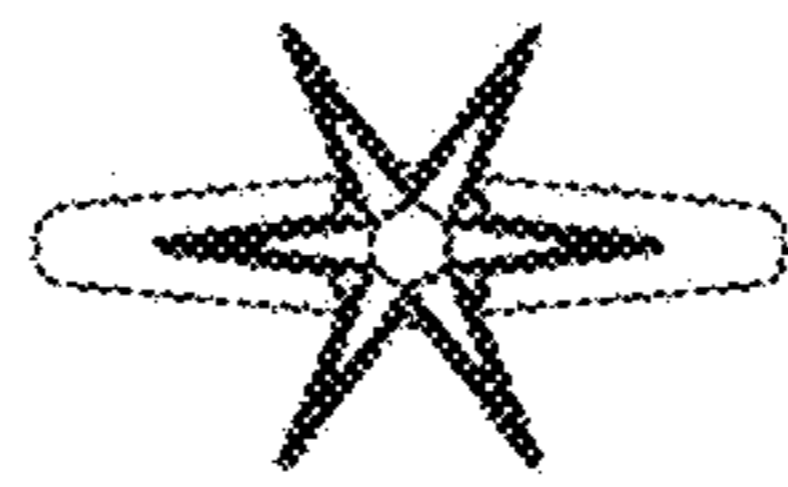


FIG. 5

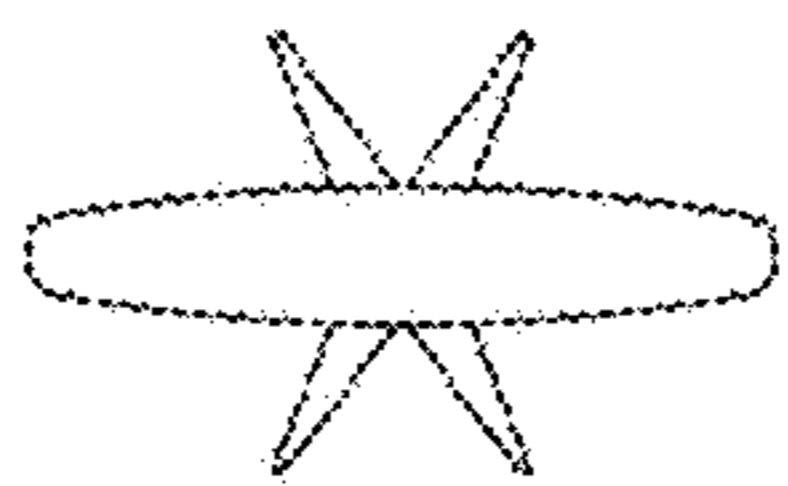


FIG. 6

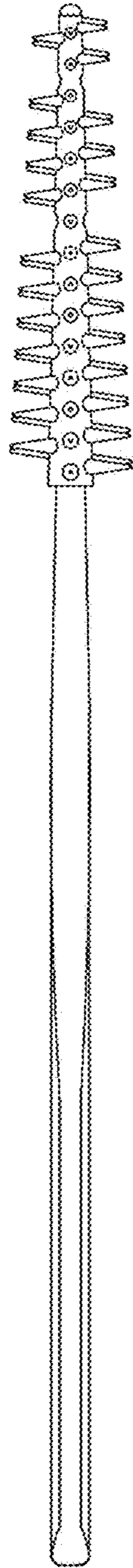


FIG. 7

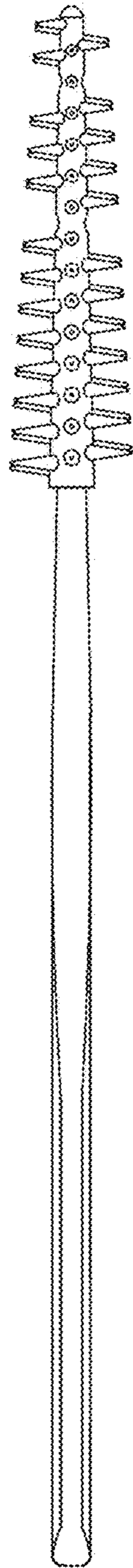


FIG. 8