



US00D841242S

(12) **United States Design Patent**
Marut

(10) **Patent No.:** **US D841,242 S**
(45) **Date of Patent:** **** Feb. 19, 2019**

- (54) **SHAVER**
- (71) Applicant: **Brett Marut**, Miami Beach, FL (US)
- (72) Inventor: **Brett Marut**, Miami Beach, FL (US)
- (**) Term: **15 Years**
- (21) Appl. No.: **29/604,833**
- (22) Filed: **May 21, 2017**

6,266,888	B1 *	7/2001	Zowaski	B26B 21/523
					30/526
D507,379	S *	7/2005	Alphonso	D28/48
D560,032	S *	1/2008	Lopez	D28/48
D623,800	S *	9/2010	Clemons	D28/46
D628,345	S *	11/2010	Webb	D28/48
D656,675	S *	3/2012	Payne	D28/48
D808,589	S *	1/2018	Dryfhout	D28/48
D819,888	S *	6/2018	Alphonso	D28/47
D822,279	S *	7/2018	Newman	D28/48
2003/0177648	A1 *	9/2003	Zeiter	B26B 21/523
					30/526
2018/0111280	A1 *	4/2018	Marut	B26B 21/4012

Related U.S. Application Data

- (63) Continuation of application No. 15/335,217, filed on Oct. 26, 2016.
- (51) **LOC (11) Cl.** **28-03**
- (52) **U.S. Cl.**
USPC **D28/46**
- (58) **Field of Classification Search**
USPC D28/46-48
CPC B26B 21/52-21/528; B26B 21/00-21/06;
B26B 21/08-21/38; B26B 21/4012
See application file for complete search history.

* cited by examiner

Primary Examiner — Jennifer Rivard

(74) *Attorney, Agent, or Firm* — Raymond Sun

(57) **CLAIM**

The ornamental design for a shaver, as shown and described.

DESCRIPTION

FIG. 1 is a perspective view of a shaver showing my new design.

FIG. 2 is a front view thereof;

FIG. 3 is a rear view thereof;

FIG. 4 is a left view thereof;

FIG. 5 is a right view thereof;

FIG. 6 is a top view thereof; and,

FIG. 7 is a bottom view thereof.

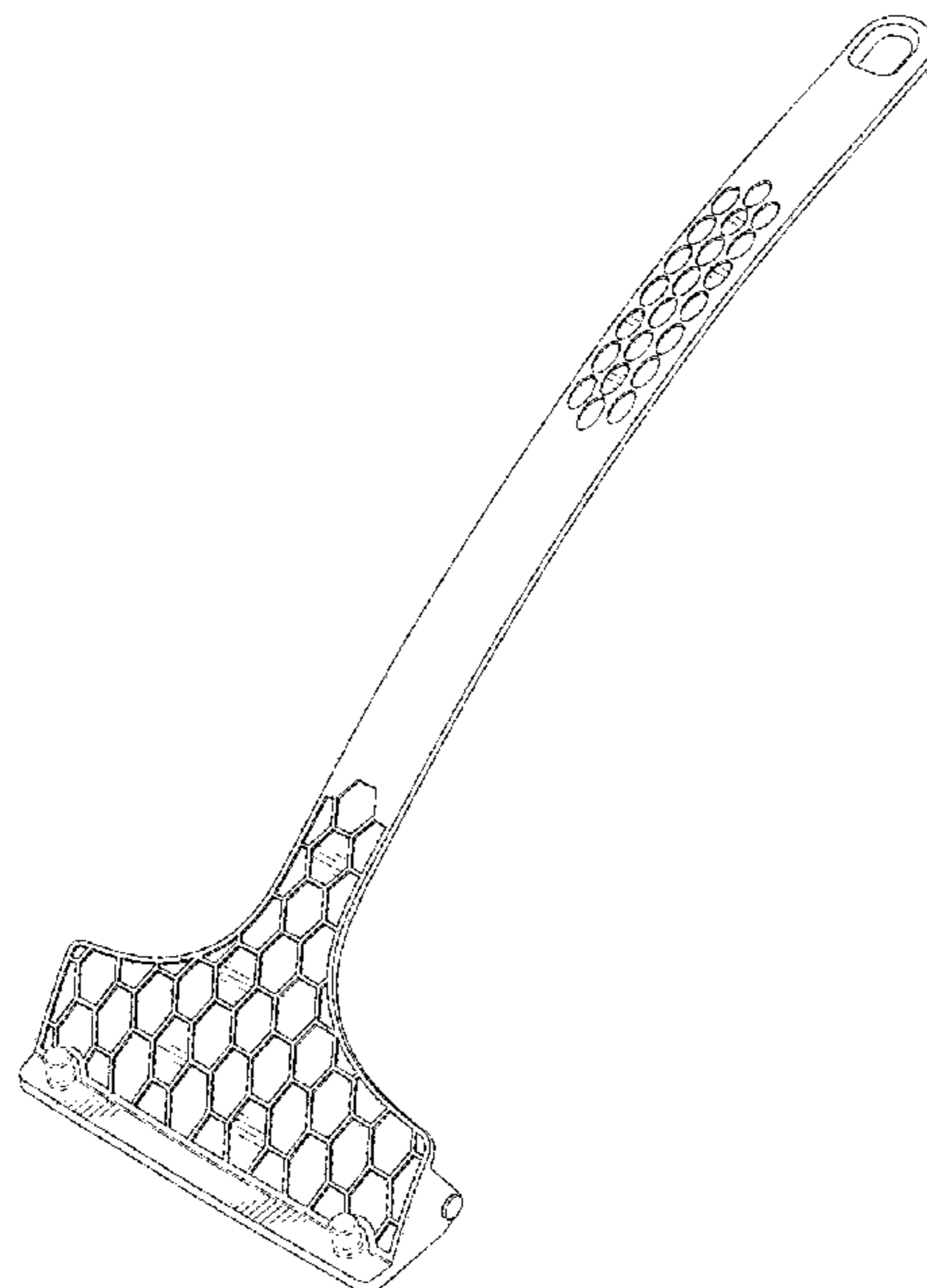
The broken lines illustrate portions of the shaver and form no part of the claimed design.

(56) **References Cited**

U.S. PATENT DOCUMENTS

D193,299	S *	7/1962	Dreyfuss	30/526
D254,692	S *	4/1980	Del Re	D28/46
D285,252	S *	8/1986	Audette	D24/147
4,700,477	A *	10/1987	Heller	B26B 21/4043
					30/27
D370,742	S *	6/1996	Chase	D28/46

1 Claim, 5 Drawing Sheets



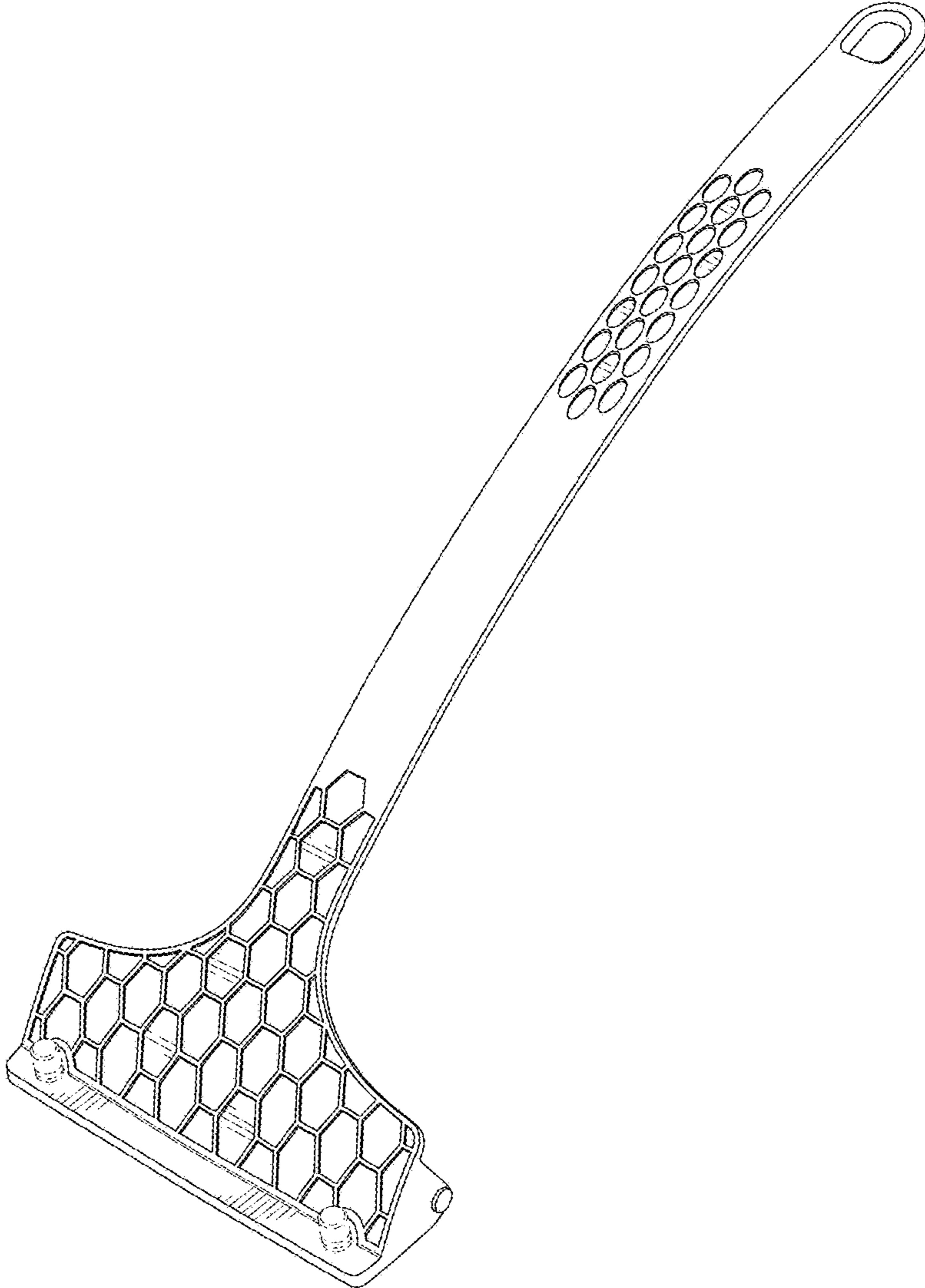


FIG. 1

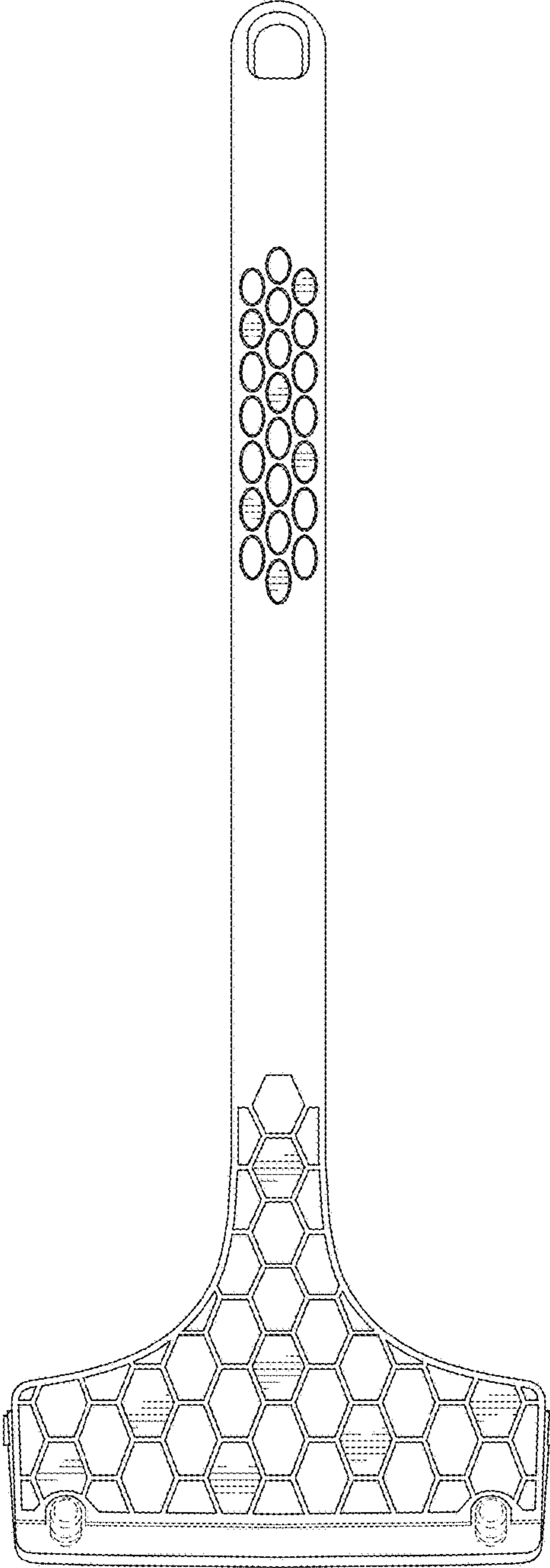


FIG.2

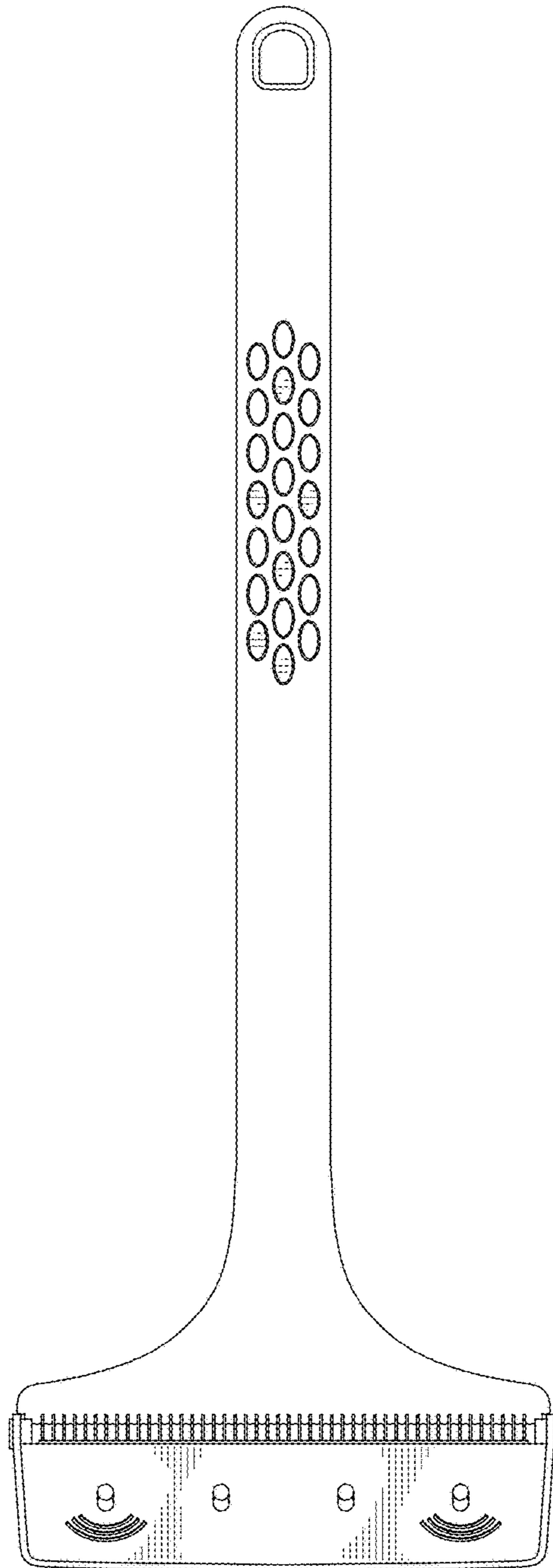


FIG. 3

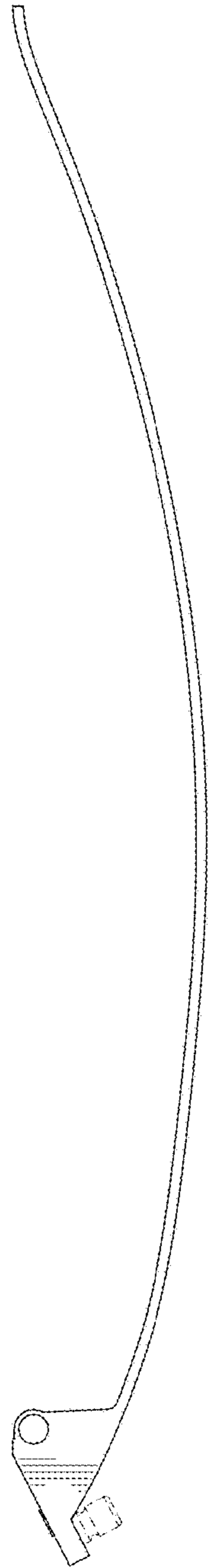


FIG. 4

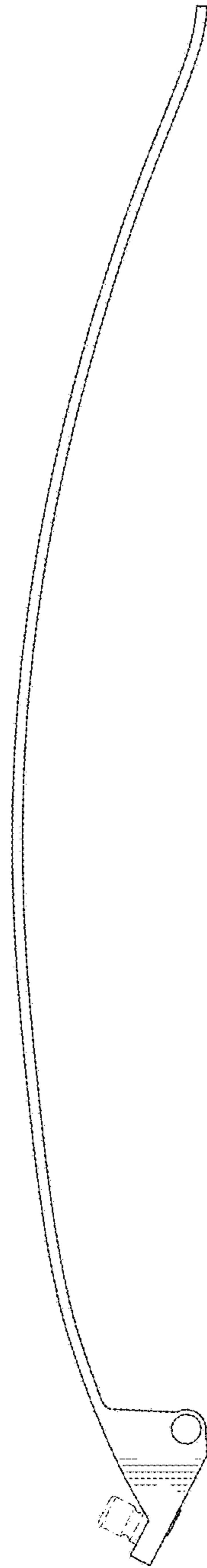


FIG. 5

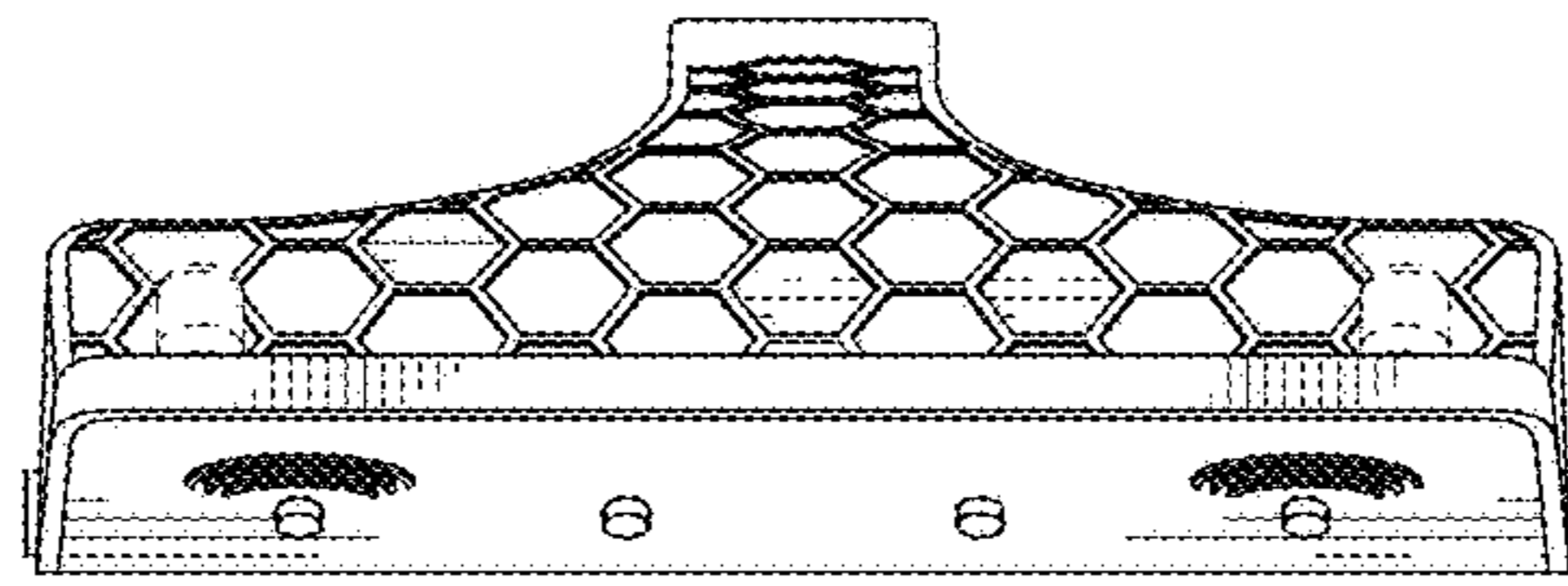


FIG. 6

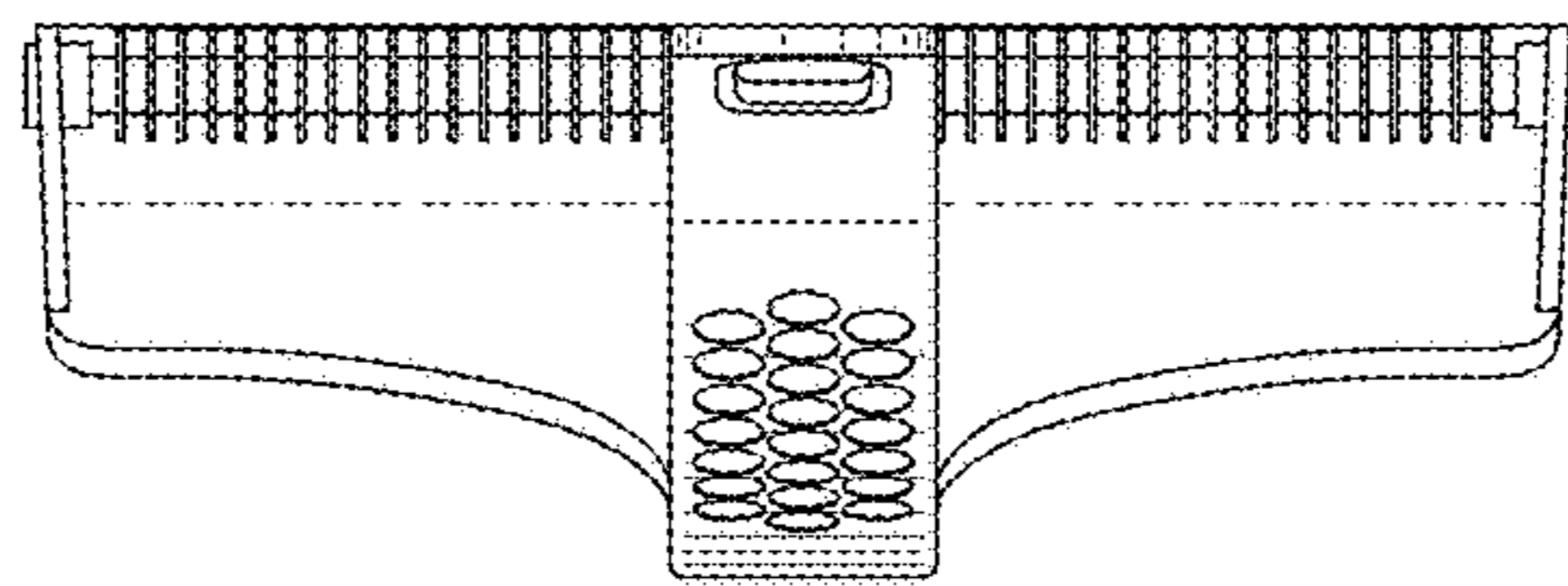


FIG. 7