



US00D841239S

(12) **United States Design Patent**
Passarello

(10) **Patent No.:** **US D841,239 S**

(45) **Date of Patent:** **** Feb. 19, 2019**

(54) **HEADBAND WITH LEAVES**

(71) Applicant: **Sparkly Soul, Inc.**, Westport, CT (US)

(72) Inventor: **Dari Passarello**, Westport, CT (US)

(73) Assignee: **Sparkly Soul, Inc.**, Westport, CT (US)

(**) Term: **15 Years**

(21) Appl. No.: **29/602,907**

(22) Filed: **May 4, 2017**

(51) **LOC (11) Cl.** **28-03**

(52) **U.S. Cl.**

USPC **D28/41**

(58) **Field of Classification Search**

USPC D11/3, 4, 5, 6; D28/10, 21-34, 39, 40,
D28/41, 42, 43, 92; D29/112, 108, 104

CPC A45D 2008/002; A45D 2008/004; A45D
2008/006; A45D 2008/008; A45D 8/00;
A45D 8/34; A45D 8/36; F16L 11/11

See application file for complete search history.

(56) **References Cited**

U.S. PATENT DOCUMENTS

2,567,119 A * 9/1951 Naidor A41G 5/0093
132/53

D166,607 S * 4/1952 Katz D11/6
(Continued)

OTHER PUBLICATIONS

Sparkle Countryside Green Fairy Wreath, posted 2011 [online],
retrieved Jul. 9, 2018, retrieved from internet, <<https://shop.sparklysoul.com/product.sc?productId=478&categoryId=96>>.*

Primary Examiner — Barbara Fox

Assistant Examiner — Messina L Smith

(74) *Attorney, Agent, or Firm* — Fish & Richardson P.C.

(57) **CLAIM**

The ornamental design for a headband with leaves, as shown and described.

DESCRIPTION

FIG. 1 is a perspective view of a headband with leaves according to a first embodiment of the new design.

FIG. 2 is a top view of the first embodiment of the design. FIG. 3 is a bottom view of the first embodiment of the design.

FIG. 4 is a right side view of the first embodiment of the design.

FIG. 5 is a left side view of the first embodiment of the design.

FIG. 6 is a front view of the first embodiment of the design.

FIG. 7 is a rear view of the first embodiment of the design.

FIG. 8 is a perspective view of the first embodiment of the design in an example environment.

FIG. 9 is a perspective view of a headband with leaves according to a second embodiment of the new design.

FIG. 10 is a top view of the second embodiment of the design.

FIG. 11 is a bottom view of the second embodiment of the design.

FIG. 12 is a right side view of the second embodiment of the design.

FIG. 13 is a left side view of the second embodiment of the design.


FIG. 14 is a front view of the second embodiment of the design.

FIG. 15 is a rear view of the second embodiment of the design; and,

FIG. 16 is a perspective view of the second embodiment of the design in an example environment.

The broken line showing of the heads in FIGS. 8 and 16 depicts environment and forms no part of the claimed design. All other broken lines depict portions of the headband with leaves that form no part of the claimed design.

1 Claim, 10 Drawing Sheets



(56)

References Cited

U.S. PATENT DOCUMENTS

3,106,215 A * 10/1963 Grandis A44C 1/00
132/277
D244,881 S * 6/1977 Berkowitz D11/117
D287,891 S * 1/1987 Cavaliere D2/869
D336,265 S * 6/1993 Bichi D11/13
5,337,763 A * 8/1994 Haber A41G 5/00
132/53
D668,391 S * 10/2012 Pegasus D28/41
2015/0335124 A1 * 11/2015 Passarello A45D 8/36
132/275
2016/0270501 A1 * 9/2016 Carey A45D 8/00

* cited by examiner

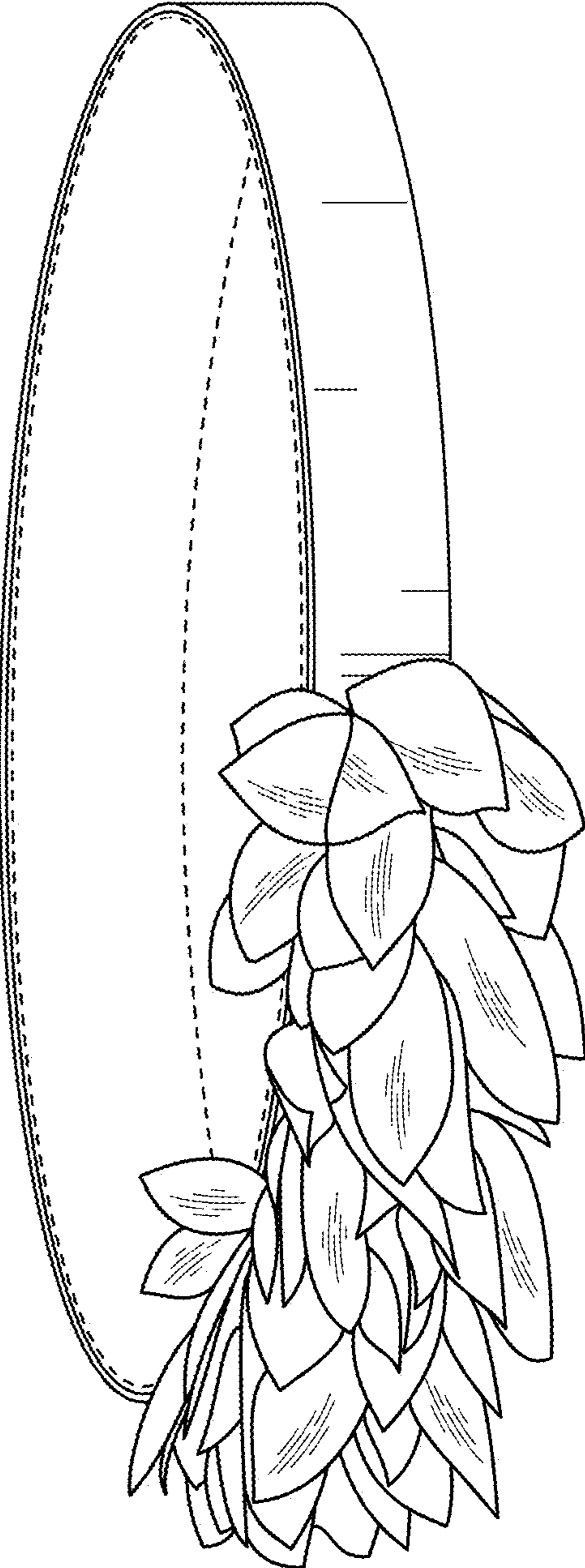


FIG. 1




FIG. 2




FIG. 3

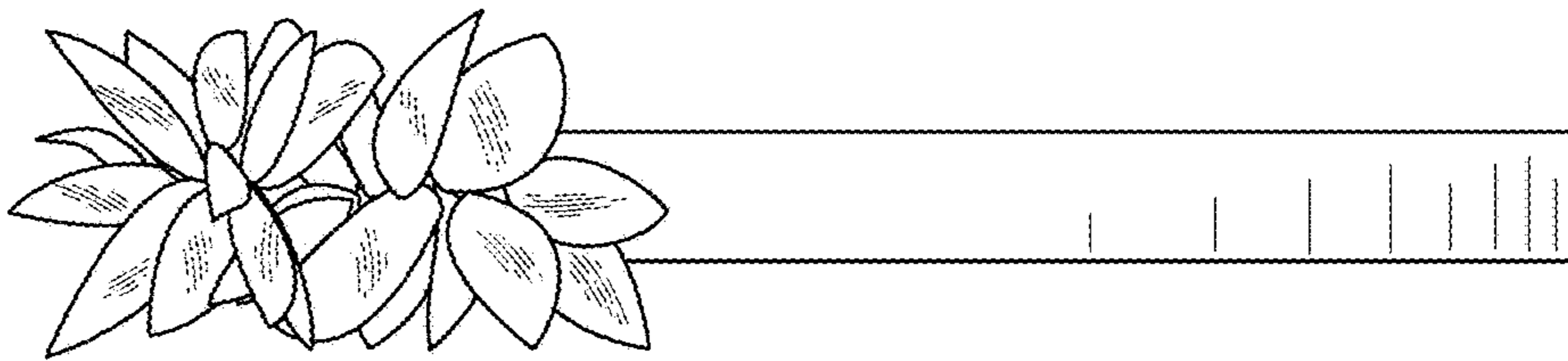


FIG. 4




FIG. 5



FIG. 6




FIG. 7



FIG. 8

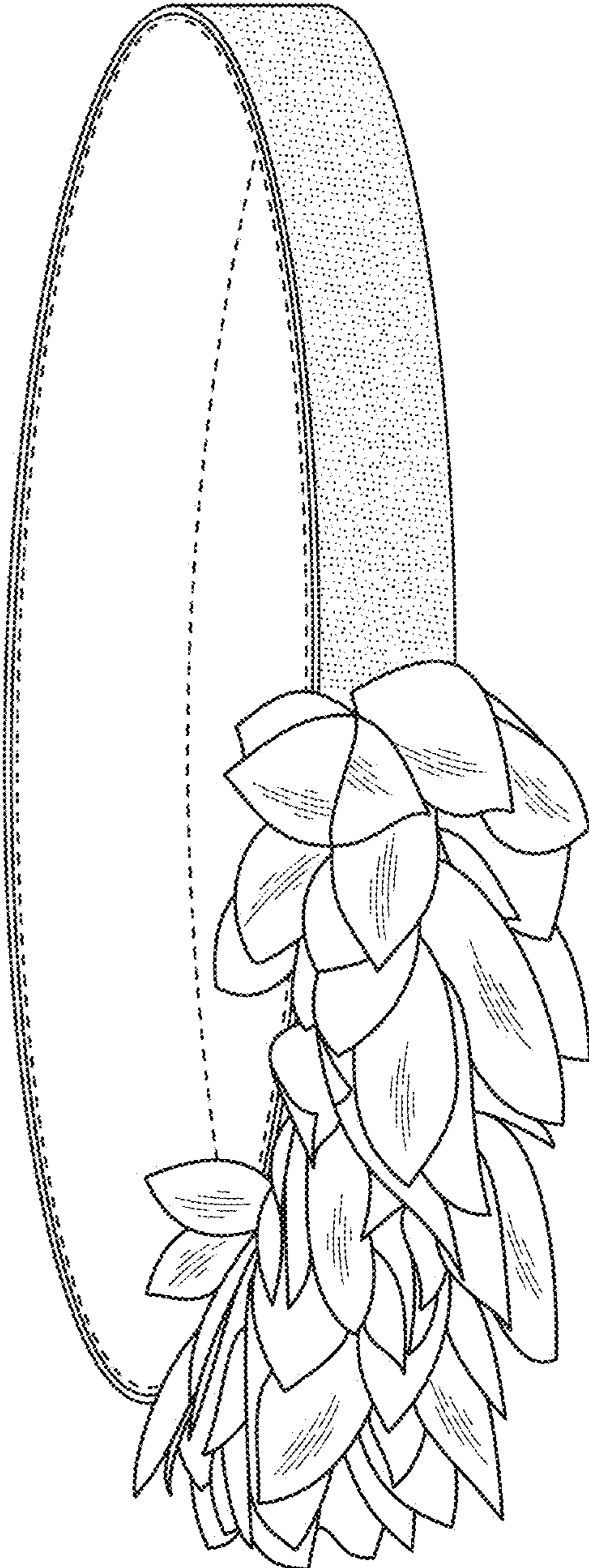


FIG. 9




FIG. 10

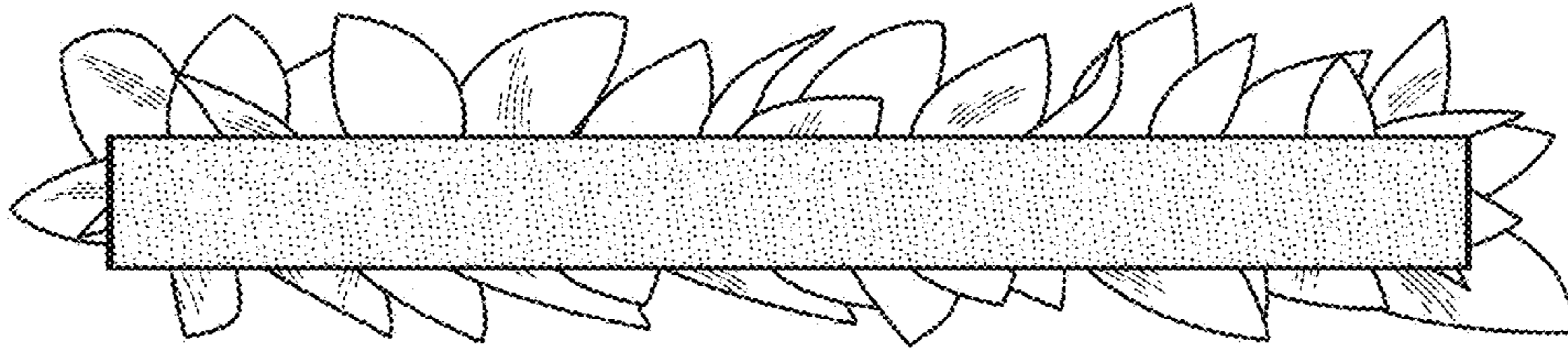


FIG. 11

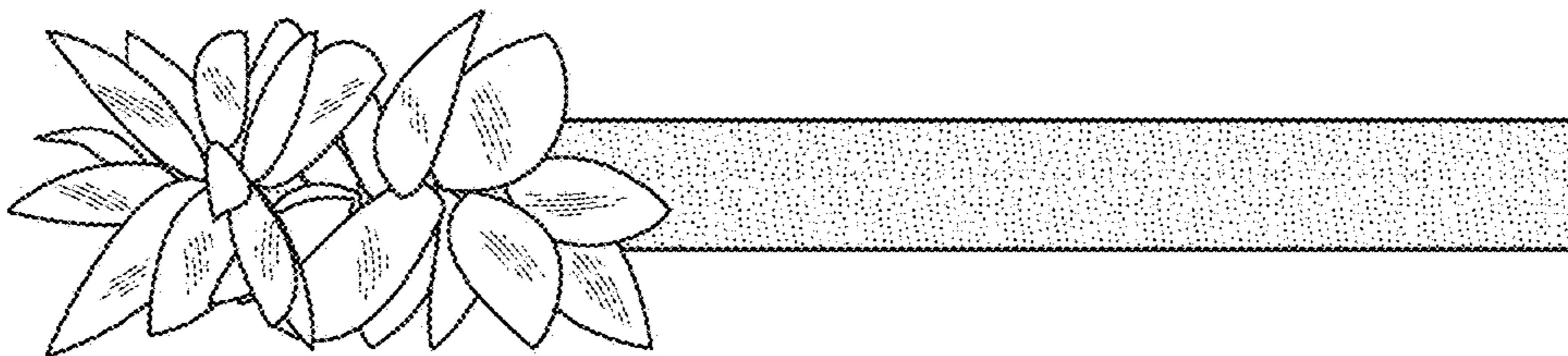


FIG. 12

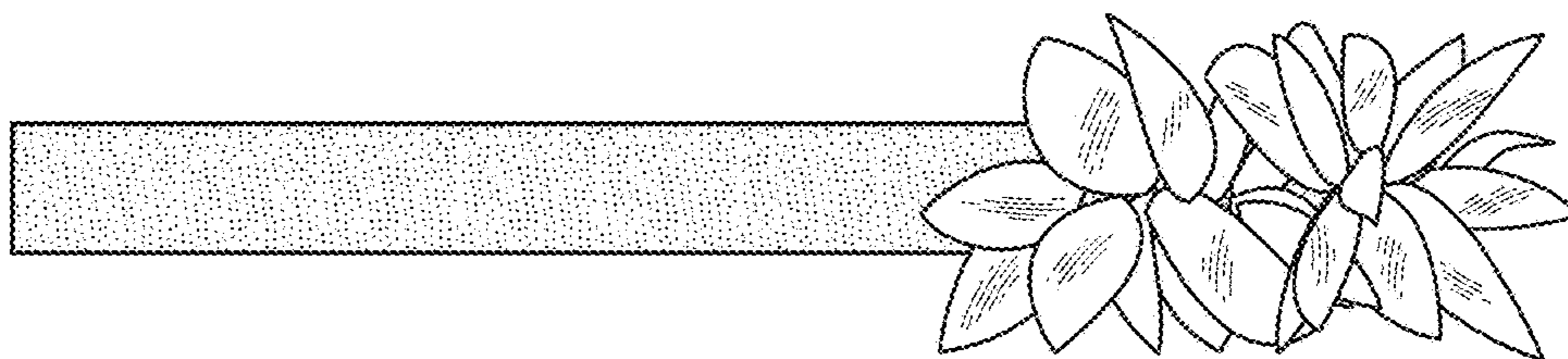


FIG. 13



FIG. 14



FIG. 15



FIG. 16