



US00D841234S

(12) **United States Design Patent** (10) **Patent No.:** **US D841,234 S**
Laaly (45) **Date of Patent:** **** Feb. 19, 2019**

(54) **FRENCH MANICURE APPLICATOR**
(71) Applicant: **Noushin Laaly**, Los Angeles, CA (US)
(72) Inventor: **Noushin Laaly**, Los Angeles, CA (US)
(**) Term: **15 Years**

D780,461 S * 3/2017 Metaxatos A45D 34/041
D4/114
D807,580 S * 1/2018 Nagata D28/7
D808,822 S * 1/2018 Villarreal D9/724
D816,897 S * 5/2018 Corsi D28/7
D825,657 S * 8/2018 Baylis D19/66

(21) Appl. No.: **29/633,043**
(22) Filed: **Jan. 11, 2018**

FOREIGN PATENT DOCUMENTS

WO WO2012050632 4/2012

(51) **LOC (11) Cl.** **28-02**
(52) **U.S. Cl.**
USPC **D28/7**
(58) **Field of Classification Search**
USPC D28/7, 8, 30, 31, 43, 76, 85, 99;
D4/114, 127, 137; D9/723, 724
CPC A45D 40/265; A45D 40/262; A45D 40/26;
A46B 9/021; A46B 9/00
See application file for complete search history.

OTHER PUBLICATIONS

U.S. Appl. No. 15/360,651, filed Nov. 23, 2016.

* cited by examiner

Primary Examiner — Janice Hallmark
Assistant Examiner — Rebecca Tsehaye
(74) *Attorney, Agent, or Firm* — Payam Moradian

(56) **References Cited**

(57) **CLAIM**

I claim the ornamental design for a French manicure applicator, as shown and described.

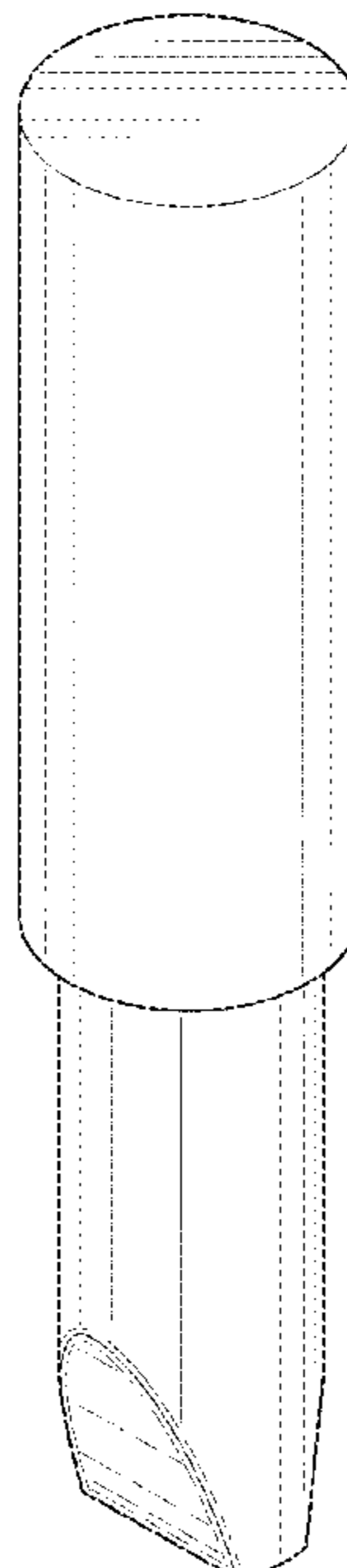
U.S. PATENT DOCUMENTS

3,830,573 A 8/1974 Schwartzman
D292,672 S * 11/1987 Duell D28/7
4,944,310 A 7/1990 Sullivan
D311,258 S * 10/1990 Jankewitz D28/7
D341,227 S * 11/1993 Lang D28/76
D417,752 S * 12/1999 Bakic D28/85
D418,253 S * 12/1999 Bakic D28/7
D429,846 S * 8/2000 Herbert D28/7
D436,225 S * 1/2001 Garofano D28/7
D480,513 S * 10/2003 Fuller D28/77
D527,143 S * 8/2006 Fischer D28/7
D544,644 S * 6/2007 Hartstock D28/7
D564,706 S * 3/2008 Kadlubowski D28/76
D654,375 S * 2/2012 Kuboshima D9/443
D746,513 S * 12/2015 Monical D28/7

DESCRIPTION

FIG. 1 is a top perspective view of a French manicure applicator, showing my new design; FIG. 2 is right side view thereof; FIG. 3 is a left side view thereof; FIG. 4 is a front side view thereof; FIG. 5 is a rear side view thereof; FIG. 6 is a top view thereof; and, FIG. 7 is a bottom view thereof.

1 Claim, 6 Drawing Sheets



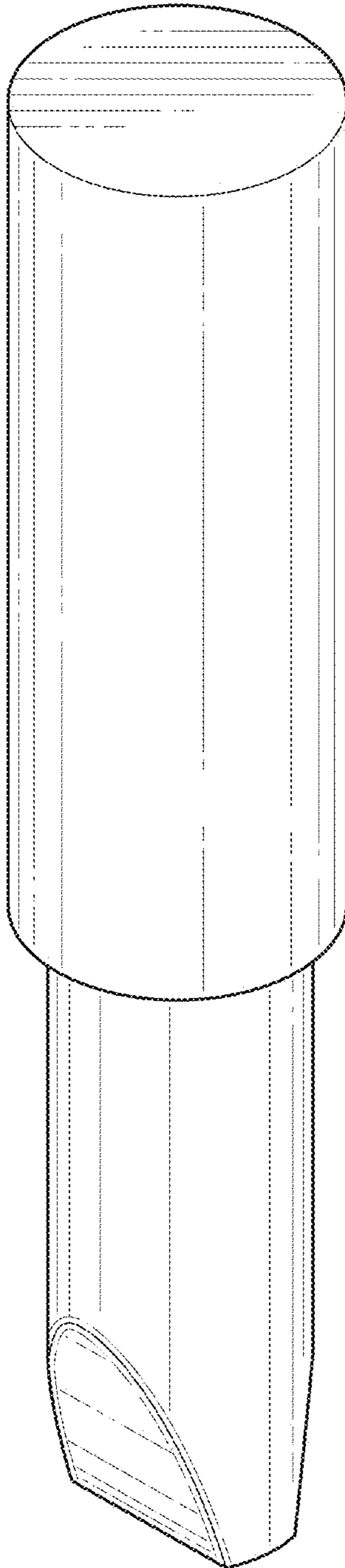


FIG. 1

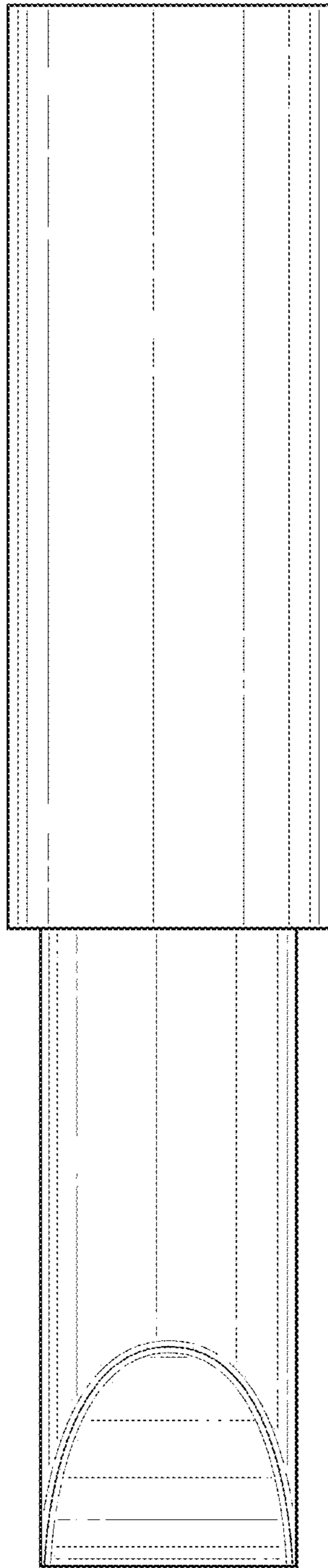


FIG. 2

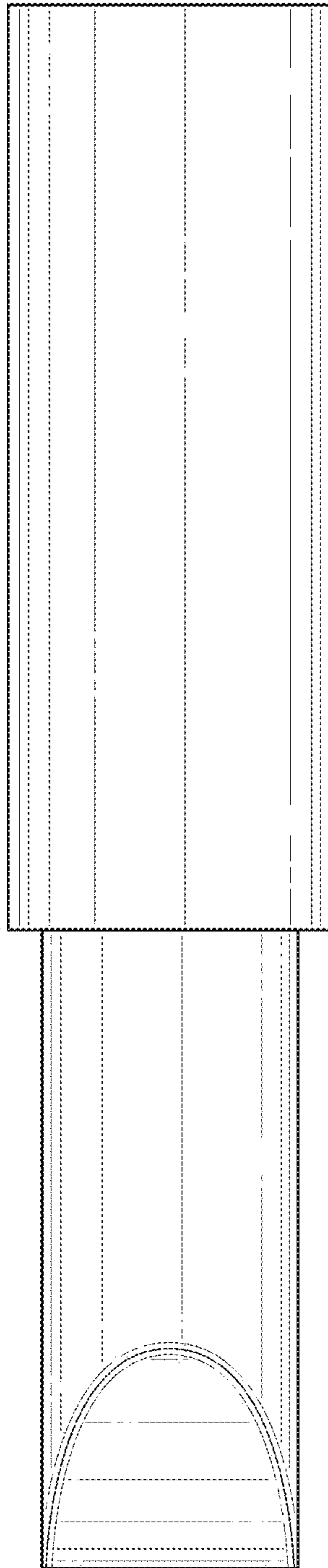


FIG. 3

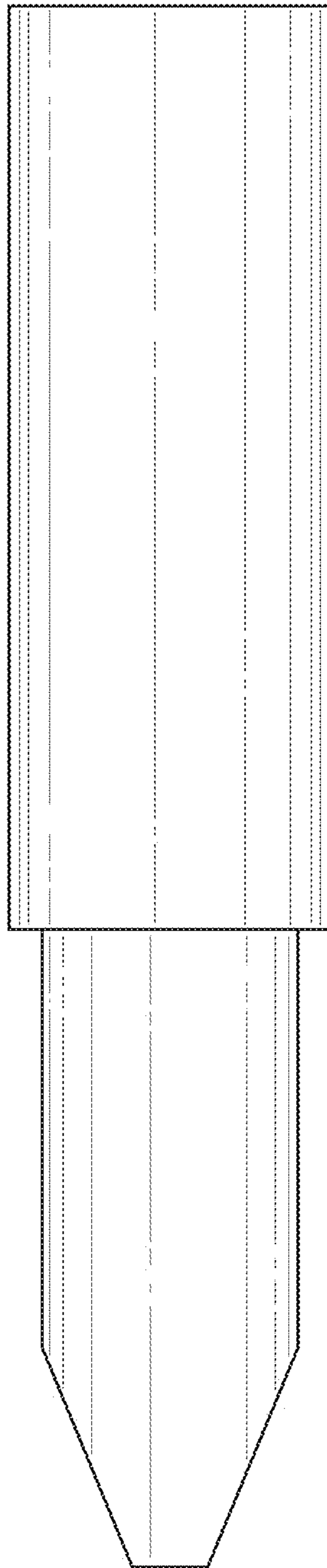


FIG. 4

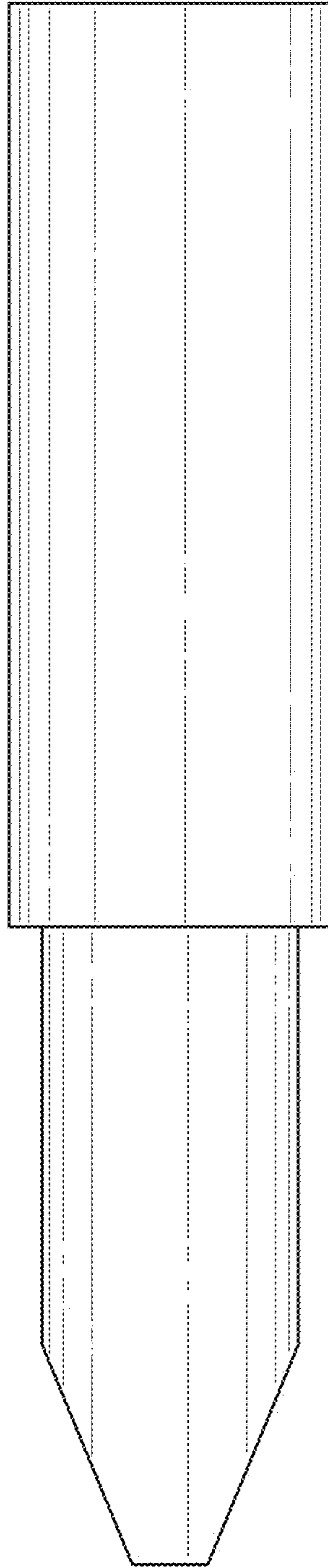


FIG. 5

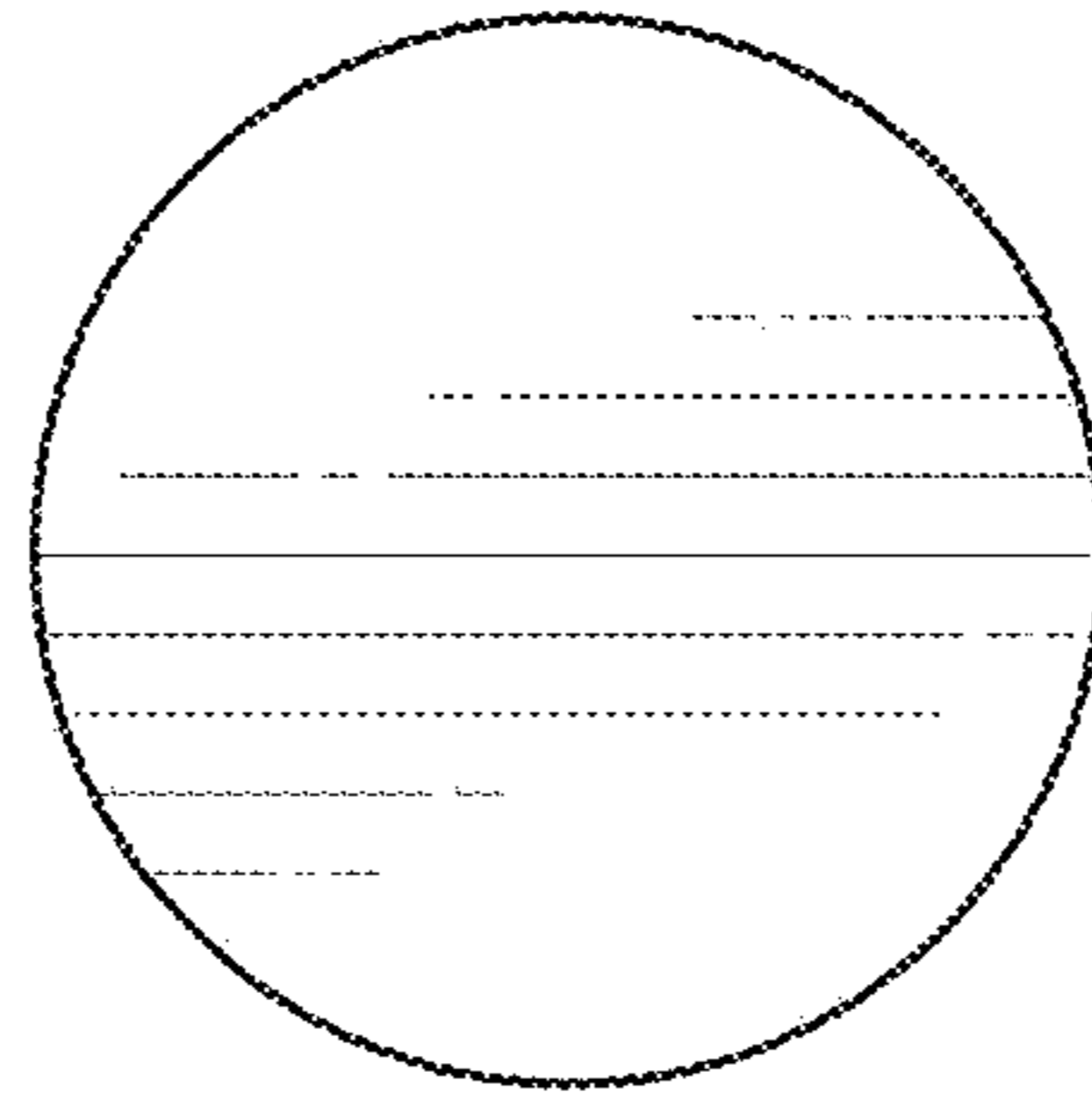


FIG. 6

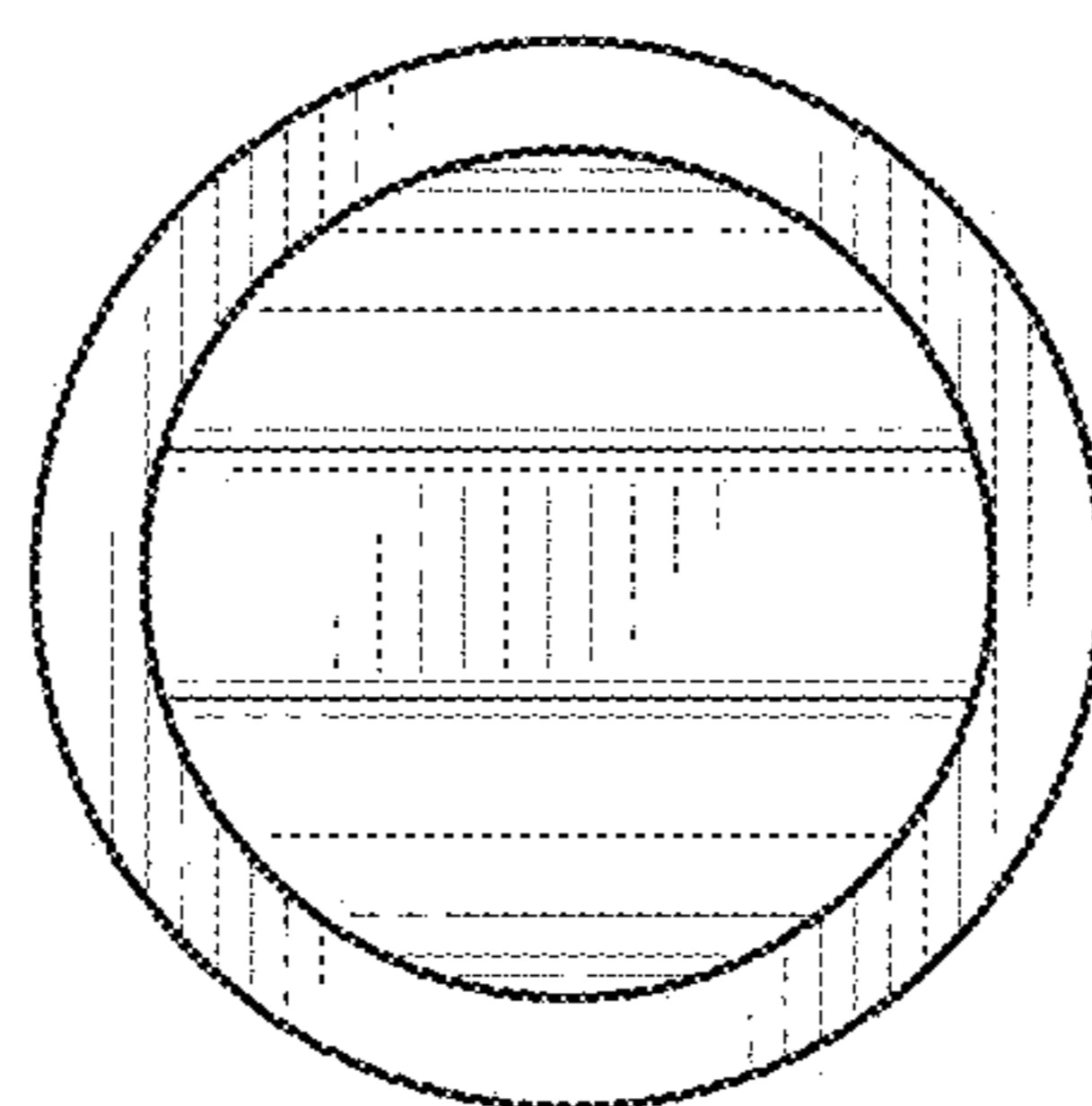


FIG. 7