



US00D841227S

(12) **United States Design Patent**  
**Wang et al.**

(10) **Patent No.:** **US D841,227 S**  
(45) **Date of Patent:** **\*\* Feb. 19, 2019**

(54) **LAMP**

(71) Applicant: **GE Lighting Solutions, LLC**, East  
Cleveland, OH (US)

(72) Inventors: **Dazhen Wang**, Shanxi (CN); **Jinlin  
Cao**, Shanxi (CN); **Jing Chen**,  
Shanghai (CN)

(73) Assignee: **GE LIGHTING SOLUTIONS, LLC**,  
East Cleveland, OH (US)

(\*\*) Term: **15 Years**

(21) Appl. No.: **29/569,318**

(22) Filed: **Jun. 27, 2016**

(30) **Foreign Application Priority Data**

Dec. 28, 2015 (CN) ..... 2015 3 0561477

(51) **LOC (11) Cl.** ..... **26-05**

(52) **U.S. Cl.**  
USPC ..... **D26/138**

(58) **Field of Classification Search**  
USPC ..... D10/111-115; D13/134; D14/473;  
D25/119, 126, 133, 135; D26/38, 39, 40,  
D26/42, 46, 48, 51, 54, 60, 61, 63, 64,  
D26/65, 66, 71, 74, 75, 78, 80, 81, 82,  
D26/83, 84, 85, 86, 88, 89, 91, 113, 118,  
D26/119, 120, 121, 122, 138, 141, 142,  
D26/152

CPC .... F21S 4/28; F21S 8/026; F21S 8/031; F21S  
8/036; F21S 8/043; F21V 21/04; F21V  
29/74; F21V 29/75; F21V 29/83

See application file for complete search history.

(56) **References Cited**

**U.S. PATENT DOCUMENTS**

D146,619 S \* 4/1947 Rabinowitch ..... 206/38  
D162,278 S \* 3/1951 Ainsworth ..... D26/78  
D163,665 S \* 6/1951 Winebrenner ..... D26/78

D169,999 S \* 7/1953 Ainsworth ..... D26/78  
D269,125 S \* 5/1983 Mora ..... D26/39  
4,616,297 A \* 10/1986 Liu ..... F21L 15/14  
362/105  
5,158,359 A \* 10/1992 Penturelli ..... F21V 25/12  
362/221  
D391,380 S \* 2/1998 Brantley ..... D26/39  
D426,319 S \* 6/2000 Lee ..... D25/126

(Continued)

**OTHER PUBLICATIONS**

U bend tube light (available online) Retrieved from the internet Jul.  
7, 2017, retrieved from the internet URL:[http://www.dhgate.com/  
product/u-bend-tube-light-22w-t8-led-u-shape-tube/270754612.  
html](http://www.dhgate.com/product/u-bend-tube-light-22w-t8-led-u-shape-tube/270754612.html).\*

(Continued)

*Primary Examiner* — Kevin K Rudzinski

*Assistant Examiner* — Richard Kearney

(74) *Attorney, Agent, or Firm* — Peter DiMauro; GE  
Global Patent Operation

(57) **CLAIM**

The ornamental design for a lamp, as shown and described.

**DESCRIPTION**

FIG. 1 is a perspective view of a lamp in accordance with the  
present design;

FIG. 2 is a front view thereof, the rear view being a mirror  
image;

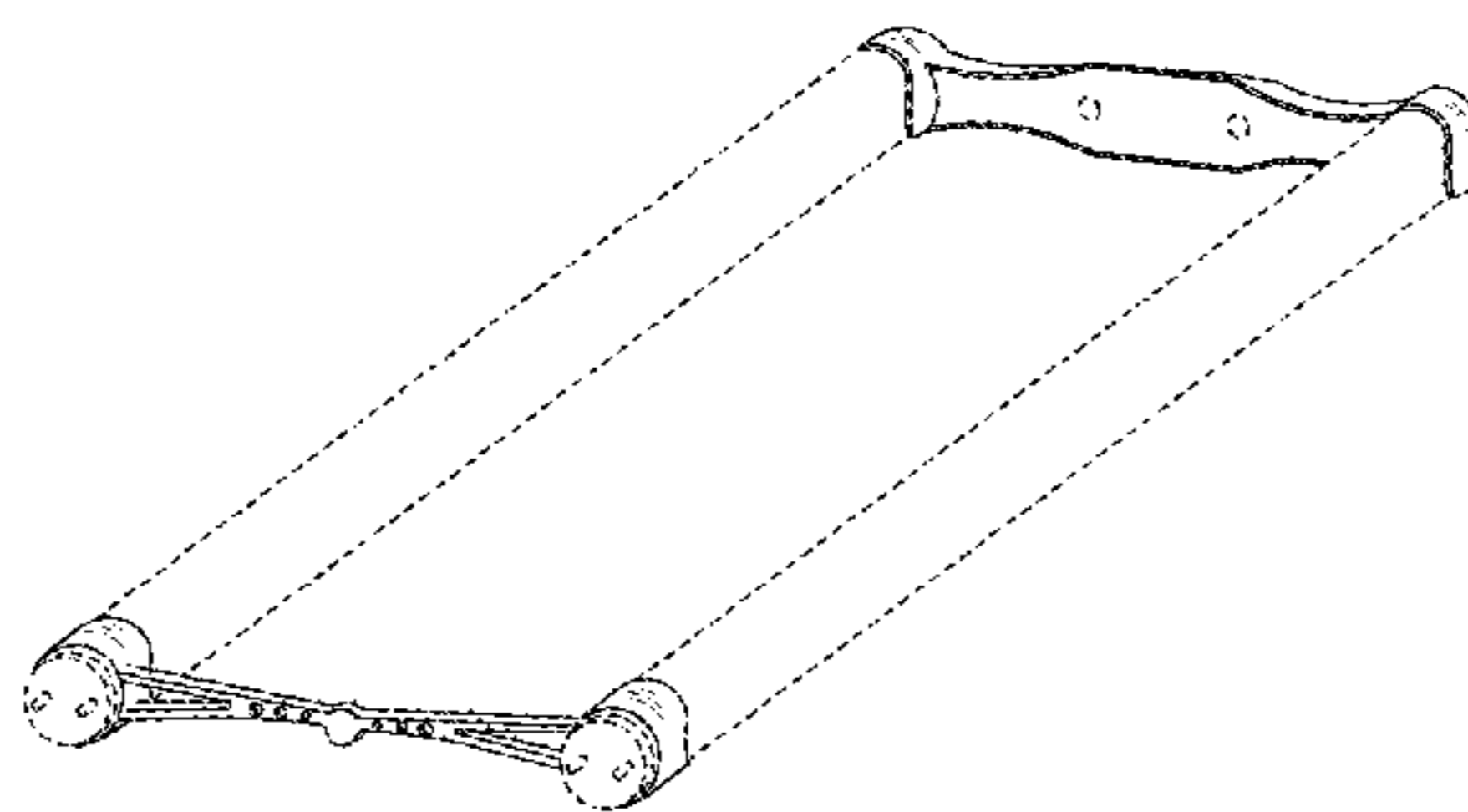
FIG. 3 is a left view thereof, the right view being a mirror  
image;

FIG. 4 is a bottom view thereof; and,

FIG. 5 is a top view thereof.

The broken lines shown in the drawings illustrate portions of  
the lamp that form no part of the claimed design. Any  
shading forms no part of the claimed design and is provided  
to illustrate contour only and is not an indication of texture,  
gloss, and the like.

**1 Claim, 5 Drawing Sheets**



(56)

**References Cited**

U.S. PATENT DOCUMENTS

D546,763 S \* 7/2007 Kovacs ..... D13/134  
D547,481 S \* 7/2007 Tseng ..... D26/75  
D561,386 S \* 2/2008 Itaya ..... D26/142  
D783,199 S \* 4/2017 Cartellone ..... D26/113  
2015/0070885 A1 3/2015 Petro et al.

OTHER PUBLICATIONS

Thinklux—U Bent LED Tube Light (available online) Retrieved from the internet Jul. 7, 2017, retrieved from the internet URL: <https://www.earthled.com/collections/u-bent-fluorescent-led-replacement-tube-lights-ubent-bulb-u-bend-u-shaped/products/thinkluxe-u-bent-led-tube-light-17-watts-plug-and-play-for-use-with-instant-start-ballasts-only-shatterproof>.\*

2ft LED T8 U Bend Tube (available online) Retrieved from the internet Jul. 7, 2017, retrieved from the internet URL: [https://www.alibaba.com/product-detail/2ft-LED-T8-U-Bend-Tube\\_60653832028.html](https://www.alibaba.com/product-detail/2ft-LED-T8-U-Bend-Tube_60653832028.html).\*

Ripley Lighting Controls, Division of Southconn Technologies Inc, Retrieved From the Internet URL: [http://www.ripleylightingcontrols.com/files/583/pt-7\\_pin\\_ancillary\\_power\\_tap.pdf](http://www.ripleylightingcontrols.com/files/583/pt-7_pin_ancillary_power_tap.pdf), on Jun. 29, 2017, pp. 35-35.

\* cited by examiner

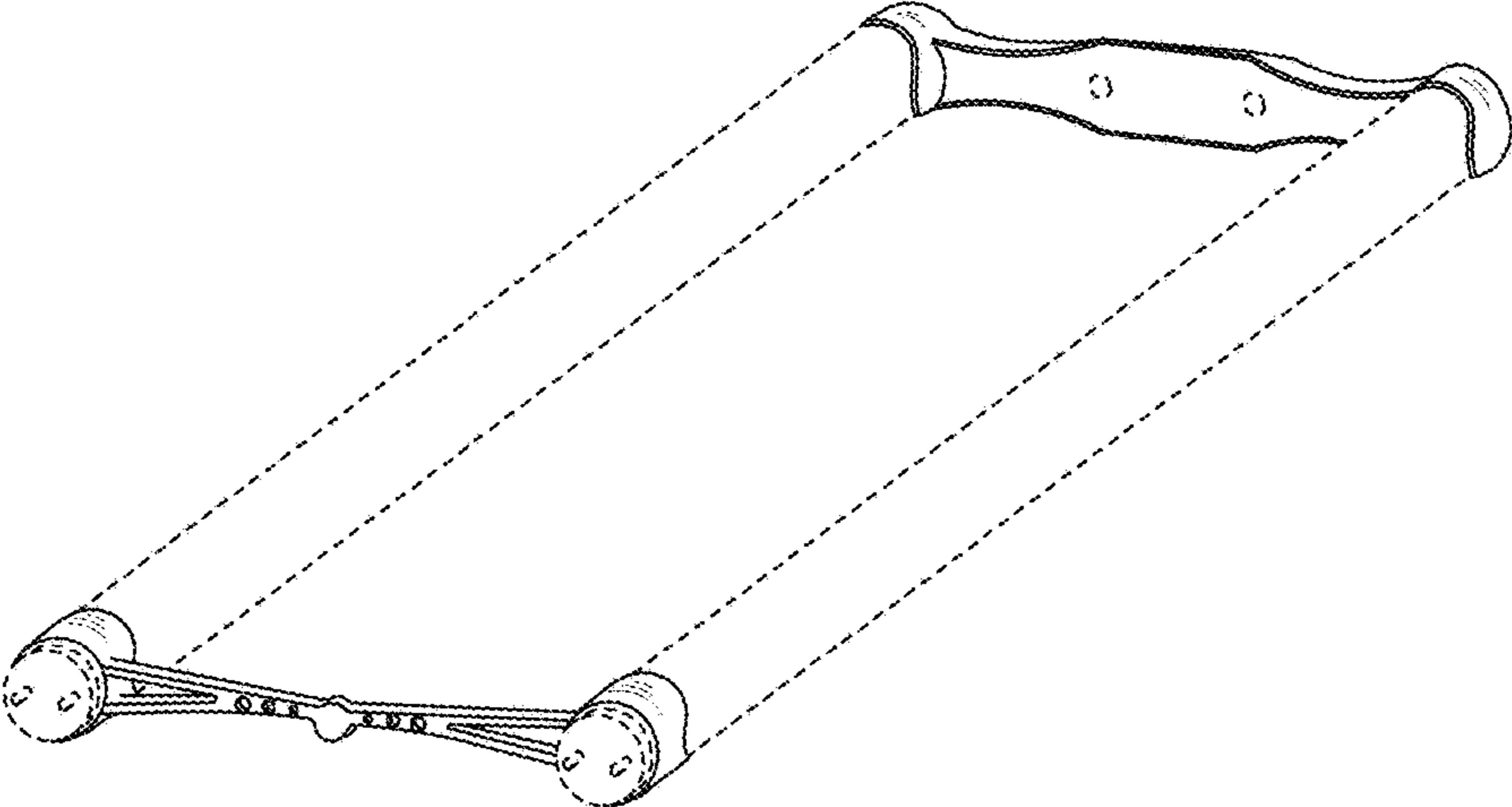


FIG. 1




FIG. 2

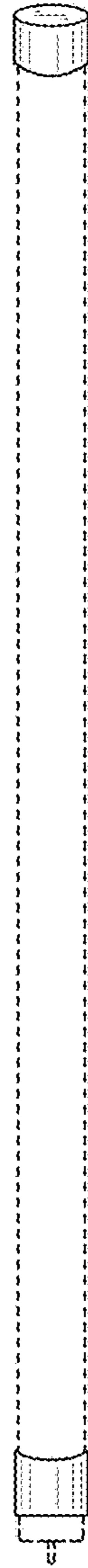


FIG. 3

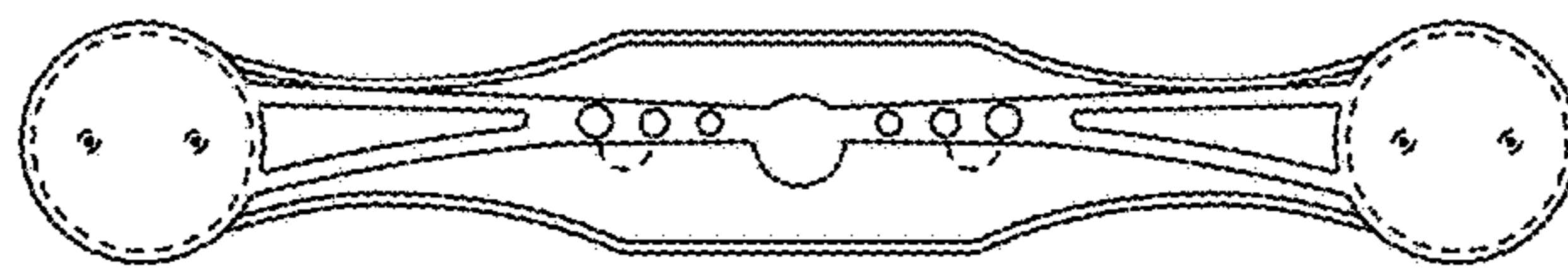


FIG. 4




FIG. 5