



US00D841208S

(12) **United States Design Patent** (10) **Patent No.:** **US D841,208 S**
Calvo Lopez (45) **Date of Patent:** **** Feb. 19, 2019**

(54) **LIGHTING APPARATUS**

- (71) Applicant: **LUZIFERLAMPS, S.L.**, Chiva, Valencia (ES)
- (72) Inventor: **Maria Victoria Calvo Lopez**, Valencia (ES)
- (73) Assignee: **LUZIFERLAMPS, S.L.**, Chiva, Valencia (ES)
- (**) Term: **15 Years**
- (21) Appl. No.: **29/608,765**
- (22) Filed: **Jun. 26, 2017**

Related U.S. Application Data

- (62) Division of application No. 35/500,728 (U.S. filing date under 35 U.S.C. 384), and having an international filing date of Sep. 29, 2015.

(30) **Foreign Application Priority Data**

Mar. 30, 2015 (EM) 002672055

(51) **LOC (11) Cl.** **26-02**

(52) **U.S. Cl.**
USPC **D26/40**

(58) **Field of Classification Search**

USPC D26/237-51
CPC F21L 4/00; F21L 4/005; F21L 4/02; F21L 4/025; F21L 4/027; F21L 4/04; F21L 4/08; F21L 13/00; F21L 13/04; F21L 13/08; F21L 14/02; F21L 17/00; F21L 19/00

See application file for complete search history.

(56) **References Cited**

U.S. PATENT DOCUMENTS

D256,854 S	9/1980	Bruce	
D262,128 S	12/1981	Kimbrough	
D305,346 S	1/1990	Roberts	
D342,800 S	* 12/1993	Petterson	D26/41
D431,091 S	9/2000	Lin	
D527,128 S	* 8/2006	Lo	D26/40
D534,300 S	12/2006	Eikelenboom	
D583,492 S	* 12/2008	Jen	D26/40
D604,435 S	* 11/2009	Kingston	D26/37
D610,283 S	* 2/2010	Loibl	D26/40
D643,560 S	* 8/2011	Tompkin	D26/40
D693,499 S	* 11/2013	Bennett	D26/37
D739,652 S	9/2015	Lee	
D765,219 S	8/2016	Robbins	
D766,494 S	9/2016	Hoshikawa	
D769,379 S	10/2016	Billen	
D774,378 S	12/2016	Peninger	

* cited by examiner

Primary Examiner — Zenia I Bennett

(74) *Attorney, Agent, or Firm* — Collard & Roe, P.C.


(57) **CLAIM**

The ornamental design for a lighting apparatus, as shown and described.

DESCRIPTION

FIG. 1 is a front view of a lighting apparatus showing my new design;
FIG. 2 is a front and right side perspective view thereof;
FIG. 3 is a top view thereof;
FIG. 4 is a right side view thereof in an unfolded position, with the left side view being a mirror image thereof; and,
FIG. 5 is a top and right side perspective view thereof.

1 Claim, 5 Drawing Sheets






Fig. 1




Fig. 2




Fig. 3




Fig. 4




Fig. 5