



US00D841195S

(12) **United States Design Patent**
Hollingsworth et al.

(10) **Patent No.:** **US D841,195 S**

(45) **Date of Patent:** **** Feb. 19, 2019**

(54) **VESSEL FOR A CANDLE**

(71) Applicant: **Paddywax, LLC**, Franklin, TN (US)

(72) Inventors: **Gretchen Hollingsworth**, Nashville, TN (US); **George Panagiotis**, Brentwood, TN (US); **Samuel Joseph Moore**, Nashville, TN (US)

(73) Assignee: **Paddywax, LLC**, Franklin, TN (US)

(**) Term: **15 Years**

(21) Appl. No.: **29/585,314**

(22) Filed: **Nov. 22, 2016**

(51) **LOC (11) Cl.** **26-01**

(52) **U.S. Cl.**
USPC **D26/9**

(58) **Field of Classification Search**
USPC D26/6, 7, 9, 10, 16, 20, 22; D9/430, D9/454, 414, 516, 560, 715, 719; D7/305, 513, 514, 560, 563, 589, 590, D7/600.1, 601; D11/143
CPC F23D 2900/05001; Y10S 206/819; B44F 9/02; B65D 9/00; B65D 9/02; B65D 9/06
See application file for complete search history.

(56) **References Cited**

U.S. PATENT DOCUMENTS

D227,116 S *	6/1973	Sato	D14/207
D269,638 S *	7/1983	Frye, Jr.	D26/9
D276,684 S *	12/1984	Sublett	D27/191
D376,284 S *	12/1996	Keeley	D6/520
D658,792 S *	5/2012	Baraky	D26/22
D660,996 S *	5/2012	Rein	D26/22
D704,385 S *	5/2014	Hoofman	D30/121

D747,292 S *	1/2016	Thomason	D14/207
D754,412 S *	4/2016	Thomason	D34/4
D754,811 S *	4/2016	Thomason	D23/200
D771,847 S *	11/2016	Thomason	D26/19
2010/0290238 A1 *	11/2010	Howard	F21S 19/00 362/392
2013/0183629 A1 *	7/2013	Gan	F21V 35/00 431/288

* cited by examiner

Primary Examiner — Ian Simmons

Assistant Examiner — Keith Frank

(74) *Attorney, Agent, or Firm* — United IP Counselors, LLC

(57) **CLAIM**

The ornamental design for a vessel for a candle, as shown and described.

DESCRIPTION

This application is related to three other U.S. design patent applications, each of them filed on the same date herewith, all of them also titled “Vessel for a Candle.” These three applications have been assigned application Ser. Nos. 29/585,304, 29/585,305, and 29/585,310, respectively.

FIG. 1 is a perspective view of a vessel for a candle, illustrating our new design;

FIG. 2 is a side elevational view of the vessel of FIG. 1, each side being identical to the others, save for potential variations in wood grain;

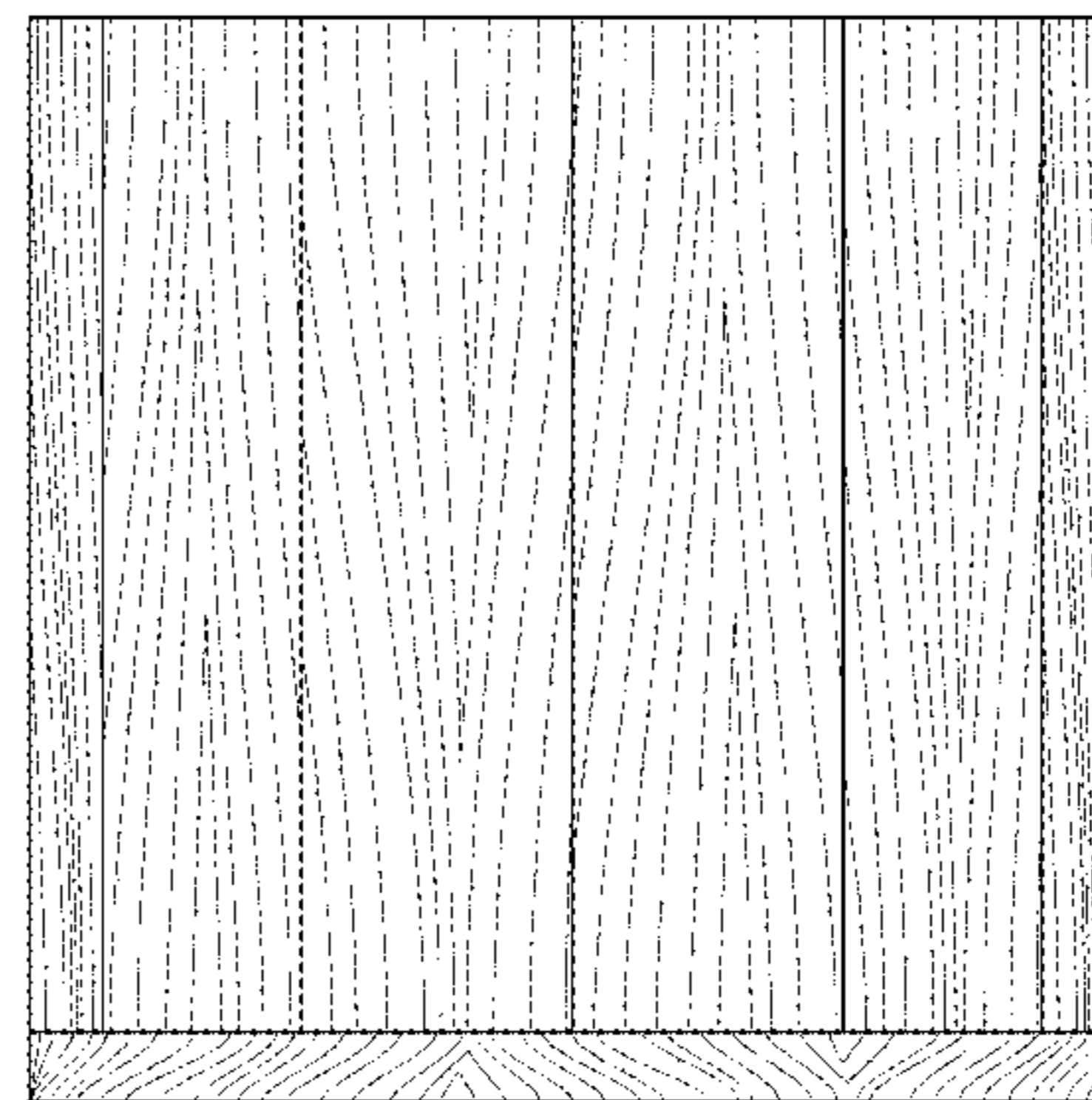
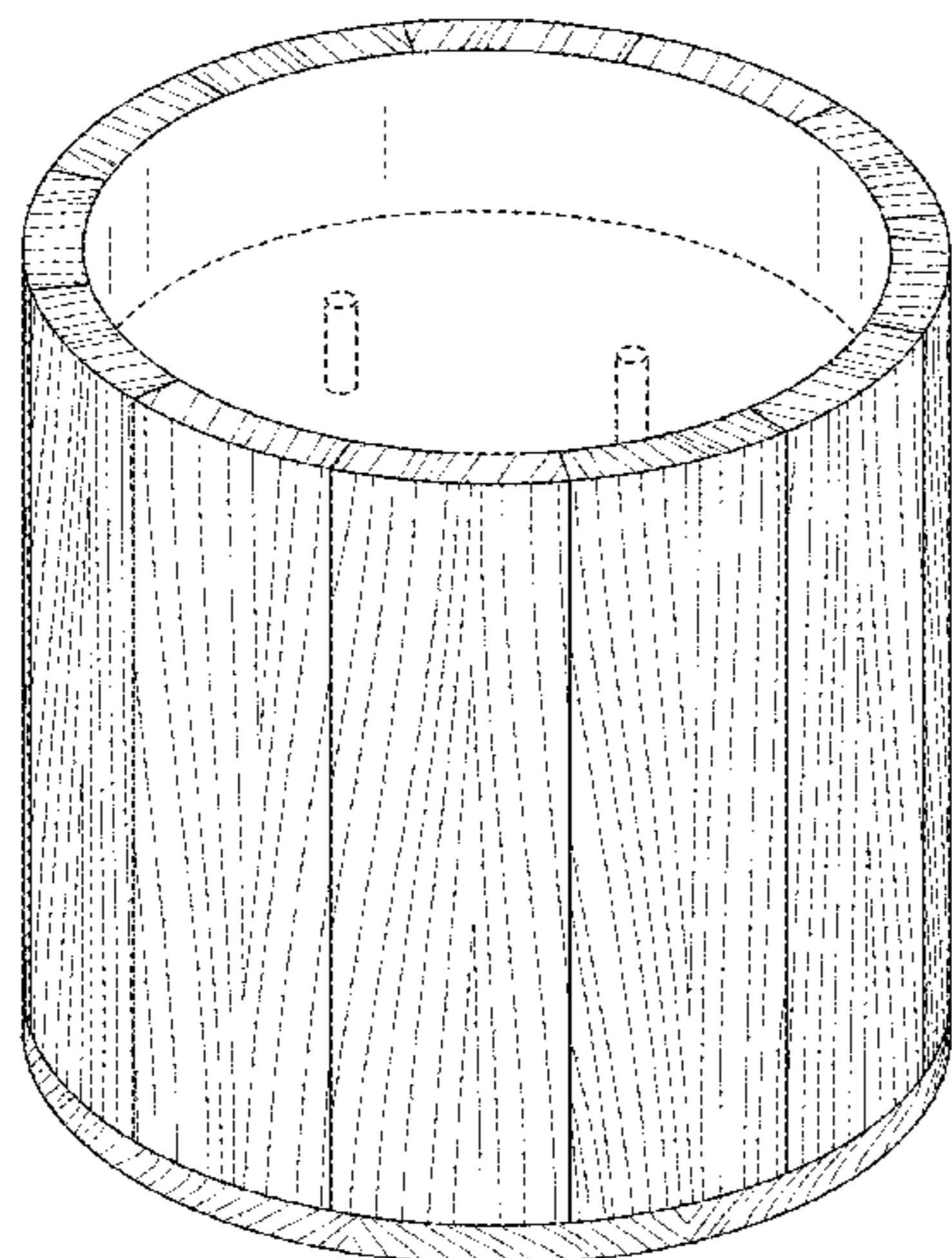
FIG. 3 is a top plan view of the vessel of FIG. 1; and,

FIG. 4 is a bottom plan view of the vessel of FIG. 1.

The exterior shading in FIGS. 1-4 indicates wood grain.

The short-dashed lines in the central cavity of the vessel indicate environmental structure—the candle wax and wicks—that forms no part of the claimed design.

1 Claim, 4 Drawing Sheets



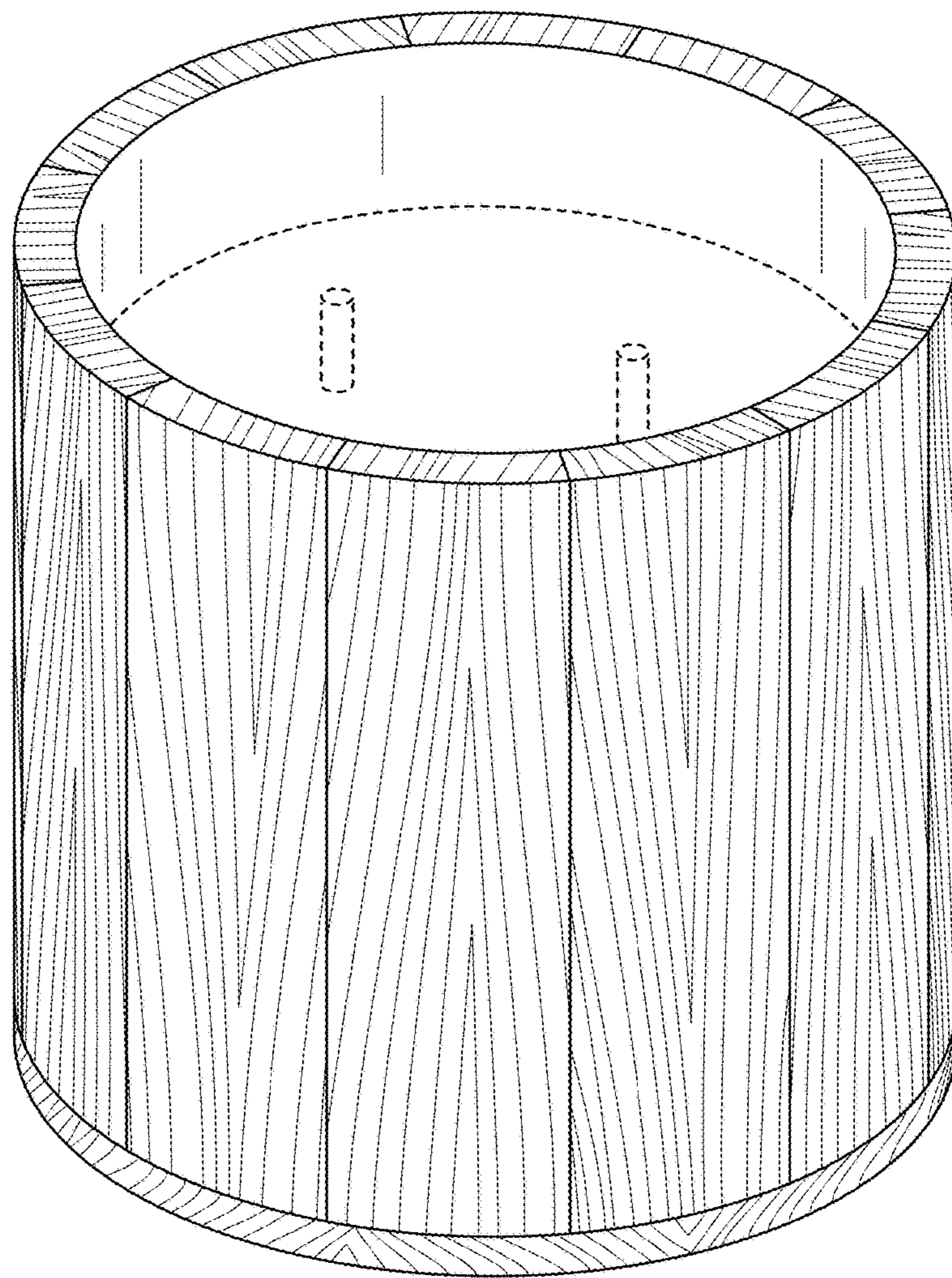


FIG. 1




FIG. 2

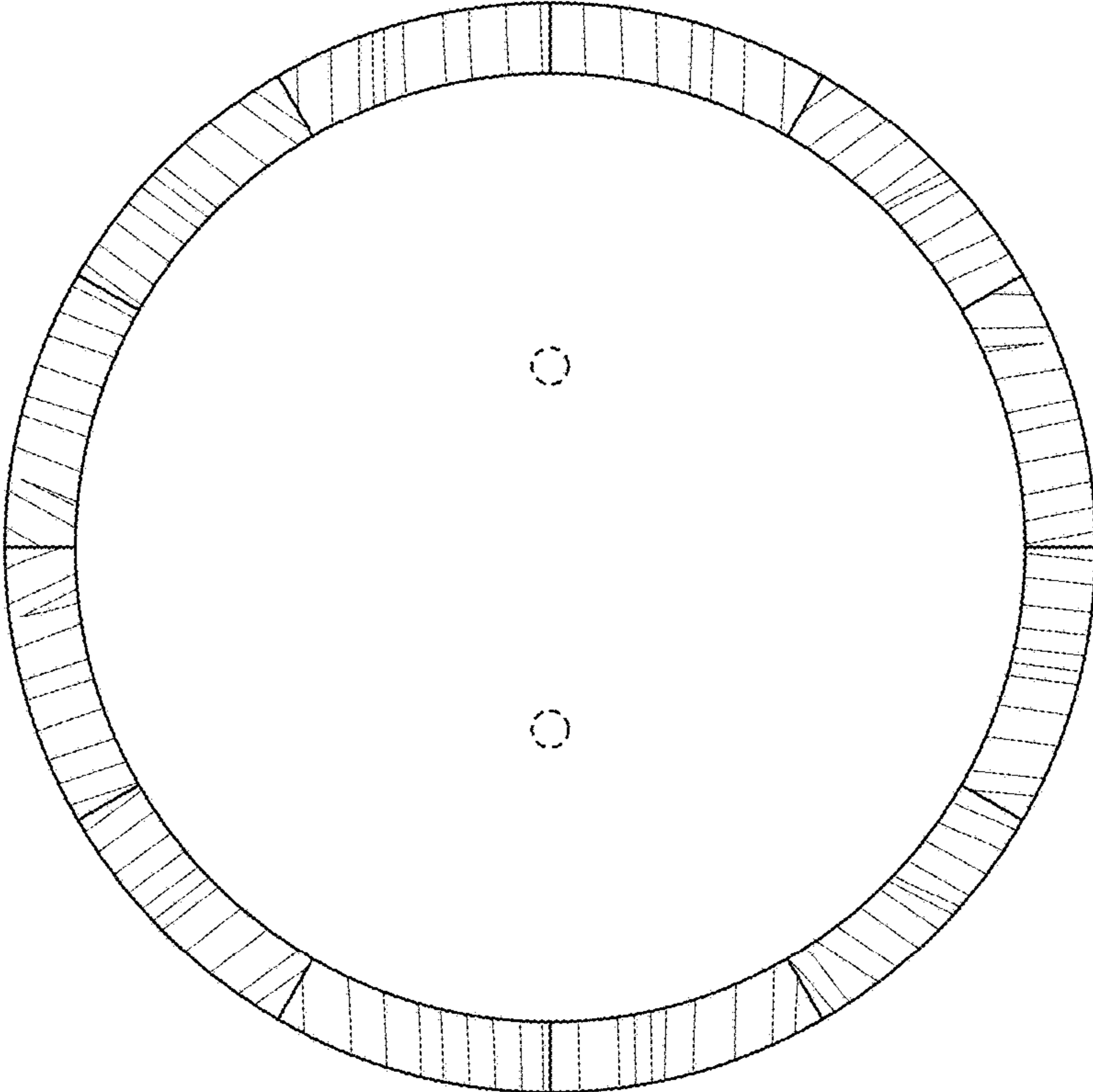


FIG. 3




FIG. 4