



US00D841192S

(12) **United States Design Patent**
Izumi et al.

(10) **Patent No.:** **US D841,192 S**
(45) **Date of Patent:** **** Feb. 19, 2019**

- (54) **ROOF BOARD**
- (71) Applicant: **Nisshin Steel Co., Ltd.**, Chiyoda-ku (JP)
- (72) Inventors: **Keiji Izumi**, Takaishi (JP); **Yuugo Oota**, Koshigaya (JP); **Tomoyuki Nagatsu**, Funabashi (JP)
- (73) Assignee: **Nisshin Steel Co., Ltd.**, Chiyoda-ku (JP)
- (**) Term: **15 Years**
- (21) Appl. No.: **29/579,059**
- (22) Filed: **Sep. 27, 2016**
- (30) **Foreign Application Priority Data**

Mar. 30, 2016 (JP) 2016-006935

- (51) **LOC (11) Cl.** **25-01**
- (52) **U.S. Cl.**
USPC **D25/139**
- (58) **Field of Classification Search**
USPC D25/138-163
CPC E04D 1/00; E04D 1/02; E04D 1/06; E04D 1/12; E04D 1/18; E04D 1/26; E04D 3/00; E04D 3/02; E04D 3/16; E04D 3/24; E04D 3/30; E04D 3/361; E04D 3/362; E04D 3/363; E04D 3/364; E04D 3/368; E04D 2001/005; E04D 2001/3491; E04D 7/005; E04F 2201/0115; E04F 2201/0153
See application file for complete search history.

(56) **References Cited**
U.S. PATENT DOCUMENTS

- 1,903,023 A * 3/1933 Black E04D 1/12 52/554
- 2,248,336 A * 7/1941 Bussey E04D 1/125 52/532

- 5,711,126 A * 1/1998 Wells E04D 1/30 52/309.1
- 6,021,611 A * 2/2000 Wells E04D 1/08 52/309.1
- D441,466 S * 5/2001 Boone D25/163
- 6,939,036 B2 * 9/2005 Beck G01N 25/16 374/100
- D573,727 S * 7/2008 Heatherly D25/139
- 7,631,461 B2 * 12/2009 Shadwell E04D 1/20 52/525

(Continued)

Primary Examiner — Vy N Koenig
Assistant Examiner — Kimberly Barnes
(74) *Attorney, Agent, or Firm* — Oblon, McClelland, Maier & Neustadt, L.L.P.

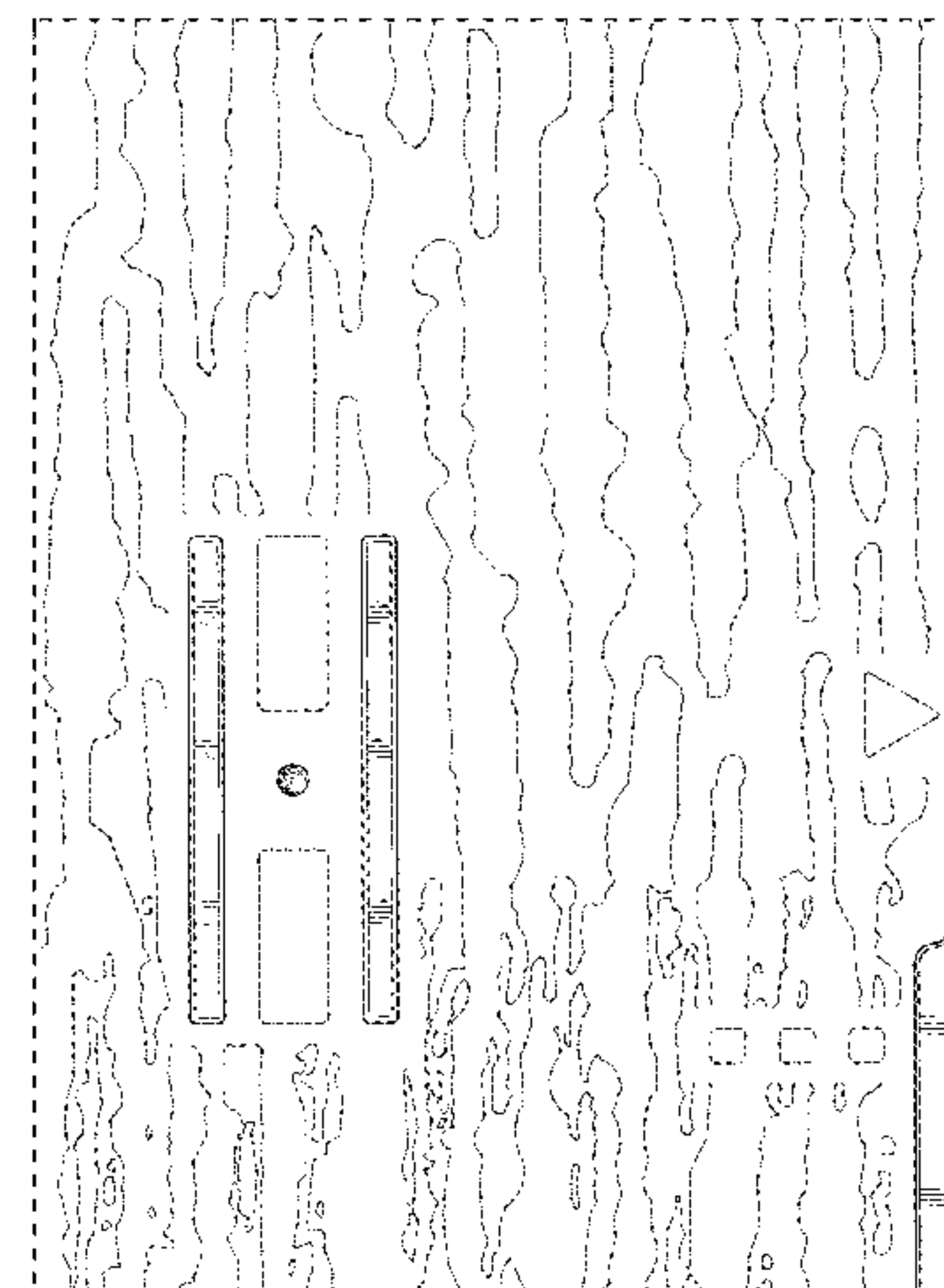

(57) **CLAIM**

The ornamental design for a roof board, as shown and described.

DESCRIPTION

FIG. 1 is a front elevational view of a roof board according to our design;
 FIG. 2 is a rear elevational view thereof;
 FIG. 3 is a left side elevational view thereof;
 FIG. 4 is a right side elevational view thereof;
 FIG. 5 is a top plan view thereof;
 FIG. 6 is a bottom plan view thereof;
 FIG. 7 is a cross-sectional view thereof, along line 7.-7. of FIG. 1;
 FIG. 8 is a cross-sectional view thereof, along line 8.-8. of FIG. 1;
 FIG. 9 is an enlarged detail view of the circumscribed area in FIG. 1;
 FIG. 10 is an enlarged detail view of the circumscribed area in FIG. 7; and,
 FIG. 11 is an enlarged detail view of the circumscribed area in FIG. 8.
 The broken lines in the figures depict portions of the roof board that form no part of the claimed design.

1 Claim, 11 Drawing Sheets



(56)

References Cited

U.S. PATENT DOCUMENTS

D608,914 S *	1/2010	Heatherly	D25/138
D620,621 S *	7/2010	McCurry	D25/139
D620,623 S *	7/2010	McCurry	D25/199
D622,874 S *	8/2010	Cantley	D25/138
8,136,322 B2 *	3/2012	Shadwell	E04D 1/205
				52/518
D696,793 S *	12/2013	Griffith	D25/113
8,789,321 B2 *	7/2014	Ishida	H01L 31/046
				52/173.3
D711,019 S *	8/2014	Griffith	D25/113
D768,314 S *	10/2016	Wade	D25/141
D769,573 S *	10/2016	Collinet	D1/121
9,752,324 B2 *	9/2017	Leitch	E04D 1/26

* cited by examiner




FIG. 1




FIG. 2




FIG. 3

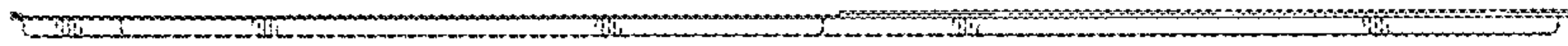


FIG. 4




FIG. 5




FIG. 6

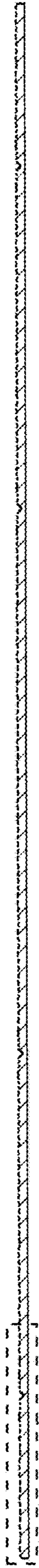


FIG. 7

10.



FIG. 8

11.

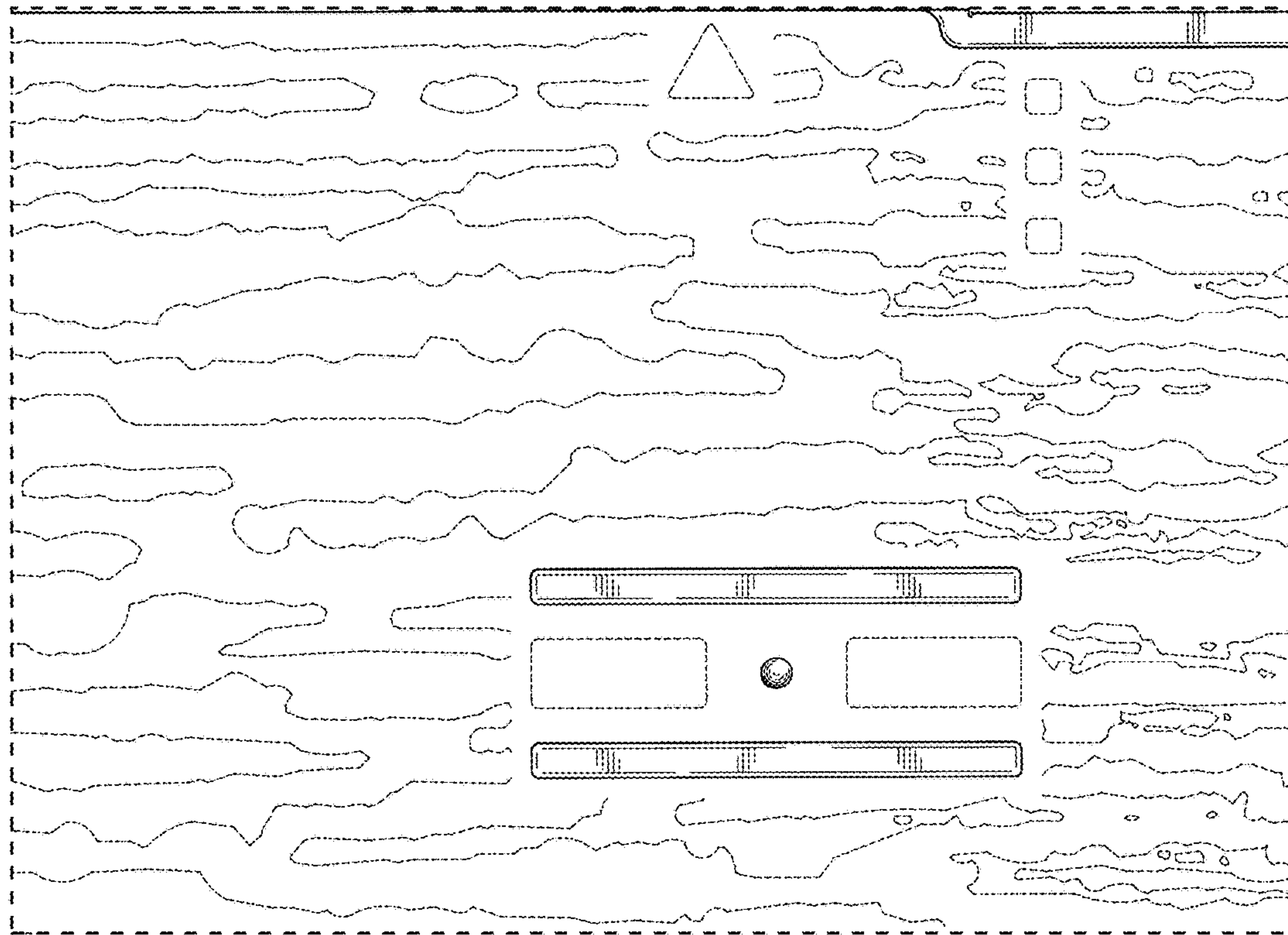


FIG. 9

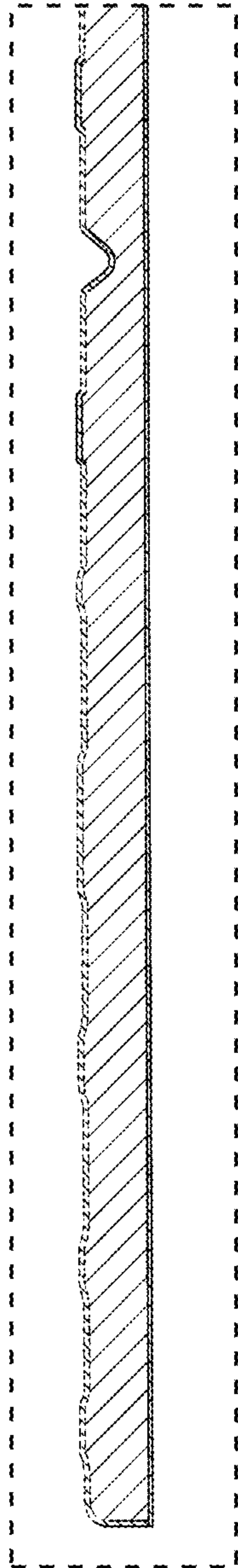


FIG. 10

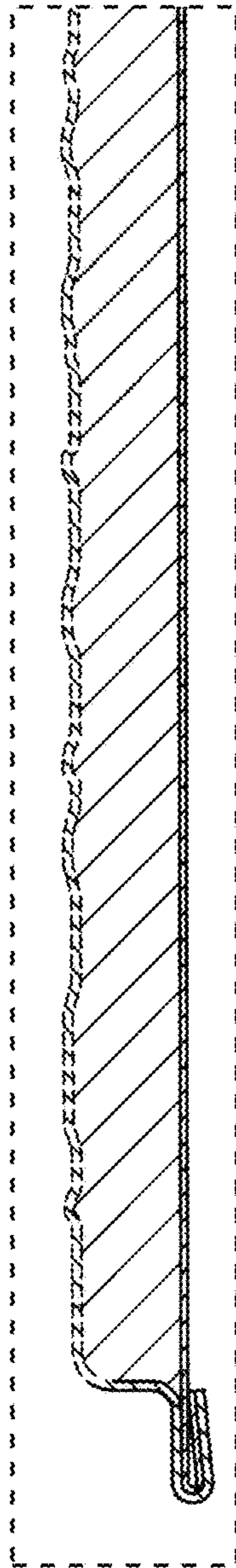


FIG. 11