



US00D841173S

(12) **United States Design Patent** (10) **Patent No.:** **US D841,173 S**
Bauman (45) **Date of Patent:** **** Feb. 19, 2019**

(54) **FACIAL PROTECTIVE DEVICE**
(71) Applicant: **April Surgical Products, LLC**,
Traverse City, MI (US)
(72) Inventor: **Kristin C. Bauman**, Traverse City, MI
(US)

D625,420 S * 10/2010 Sharps D24/184
D665,912 S * 8/2012 Skripps D24/183
8,234,731 B2 8/2012 Skripps
D715,454 S * 10/2014 Riggons D24/206
D771,263 S * 11/2016 Gazit D24/191
D813,399 S * 3/2018 Barber D24/184
2004/0078869 A1 4/2004 Bell et al.
(Continued)

(73) Assignee: **April Surgical Products, LLC**,
Traverse City, MI (US)

(**) Term: **15 Years**

(21) Appl. No.: **29/603,044**

(22) Filed: **May 5, 2017**

(51) **LOC (11) Cl.** **24-04**

(52) **U.S. Cl.**
USPC **D24/191**

(58) **Field of Classification Search**
USPC D24/189-192; D29/113, 114
CPC A61F 5/0111; A61F 13/065; A61F 13/066;
A61F 5/05875

See application file for complete search history.

(56) **References Cited**

U.S. PATENT DOCUMENTS

3,337,883 A 8/1967 Duncan
D271,834 S 12/1983 Huntsinger
4,504,050 A 3/1985 Osborne
4,550,713 A 11/1985 Hyman
D298,992 S * 12/1988 Voss 5/638
5,269,035 A 12/1993 Hartunian
5,848,448 A 12/1998 Boyd
D404,237 S * 1/1999 Boyd 5/636
6,112,333 A * 9/2000 Mazzei A61G 13/12
128/857
D456,516 S * 4/2002 Chessaek 5/638
6,490,737 B1 12/2002 Mazzei et al.
6,637,058 B1 10/2003 Lamb
6,842,924 B1 1/2005 Walters
D601,261 S * 9/2009 Levan D24/184

OTHER PUBLICATIONS

SchureMed Catalog, 2016, pp. 15, 17 and 18, disclosing Disposable Full Face Mask Positioner.

Primary Examiner — Lakiya G Rogers

Assistant Examiner — Carissa C Fitts

(74) *Attorney, Agent, or Firm* — Gardner, Linn, Burkhardt & Ondersma LLP

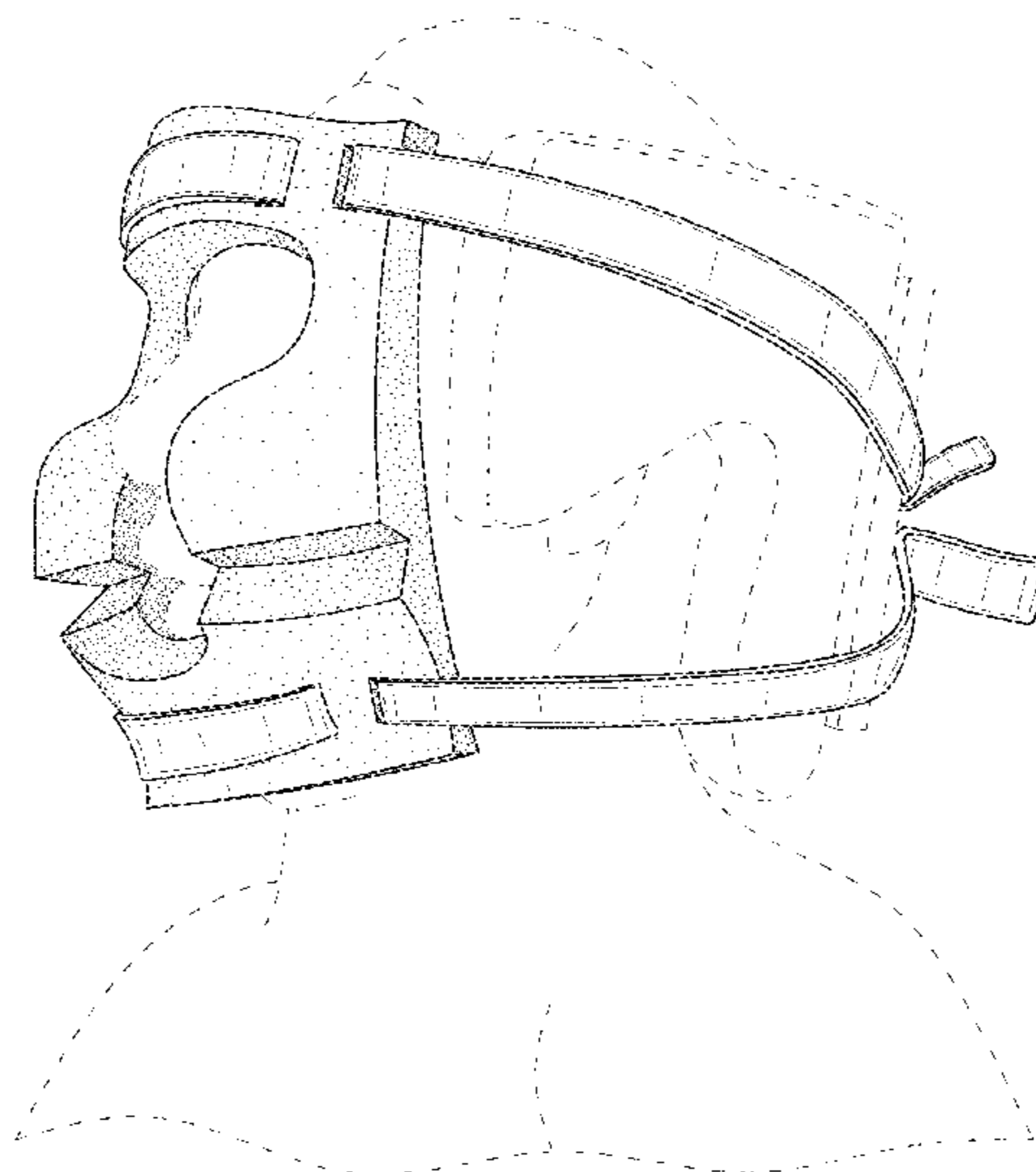
(57) **CLAIM**

The ornamental design for the facial protective device, as shown and described.

DESCRIPTION

FIG. 1 is a frontal left side perspective view of the facial protective device showing the design in an attached orientation;
FIG. 2 is a frontal right side perspective view of the facial protective device of FIG. 1 in an unattached orientation;
FIG. 3 is a front plan view of the facial protective device of FIG. 1 in an unattached orientation;
FIG. 4 is a rear plan view of the facial protective device of FIG. 1 in an unattached orientation;
FIG. 5 is a right side elevation view of the facial protective device of FIG. 1 in an unattached orientation; and,
FIG. 6 is a top plan view of the facial protective device of FIG. 1 in an unattached orientation.
The broken lines in FIG. 1 are for the purpose of illustrating environment and form no part of the claim.

1 Claim, 5 Drawing Sheets



(56)

References Cited

U.S. PATENT DOCUMENTS

2006/0053556 A1* 3/2006 Piontek A61F 5/3707
5/637
2009/0151049 A1 6/2009 Conrardy et al.
2011/0036358 A1 2/2011 Mattalino et al.
2015/0128960 A1* 5/2015 Bauman A61F 5/3707
128/857
2015/0181951 A1 7/2015 Kaforey

* cited by examiner

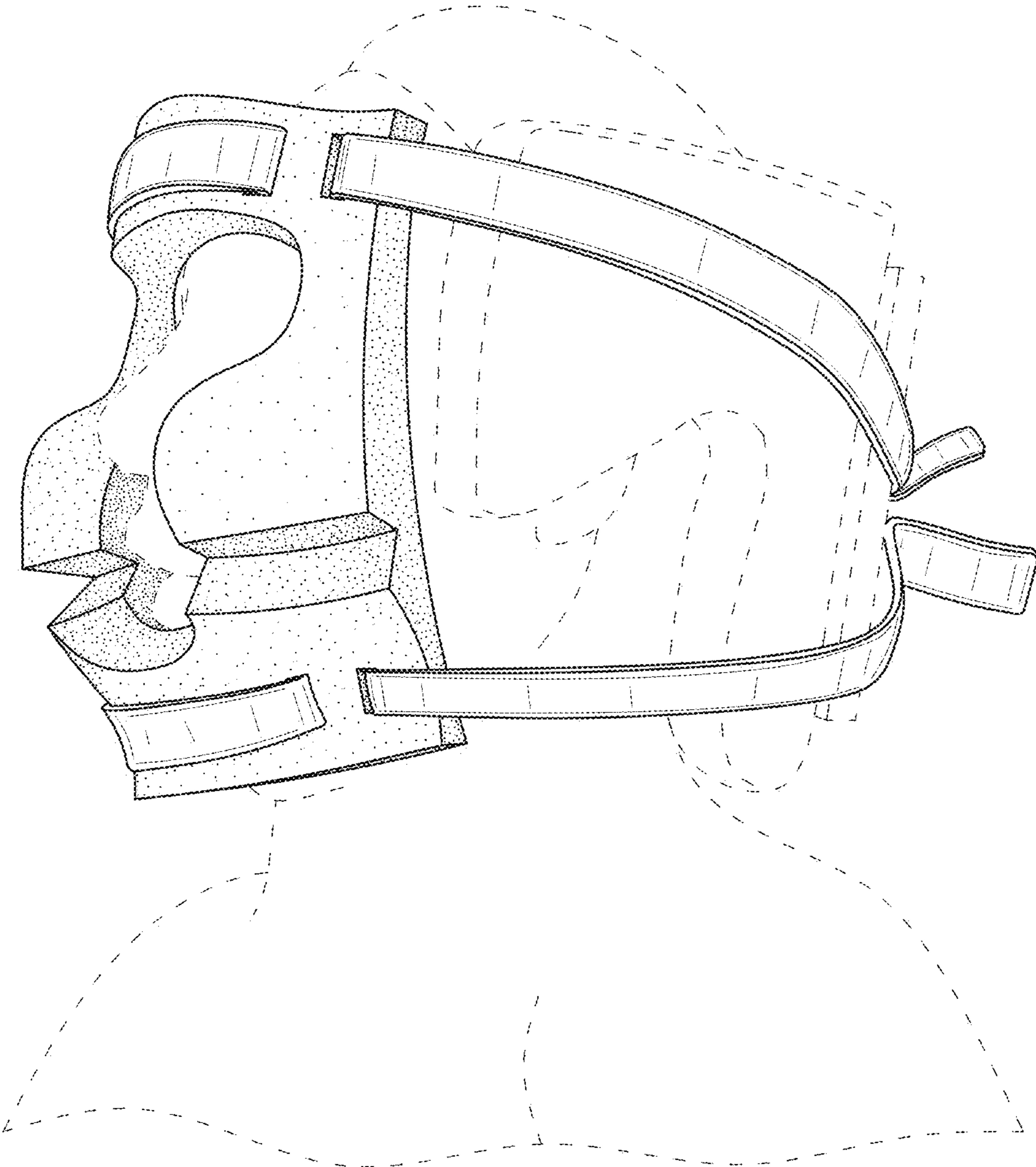


FIG. 1

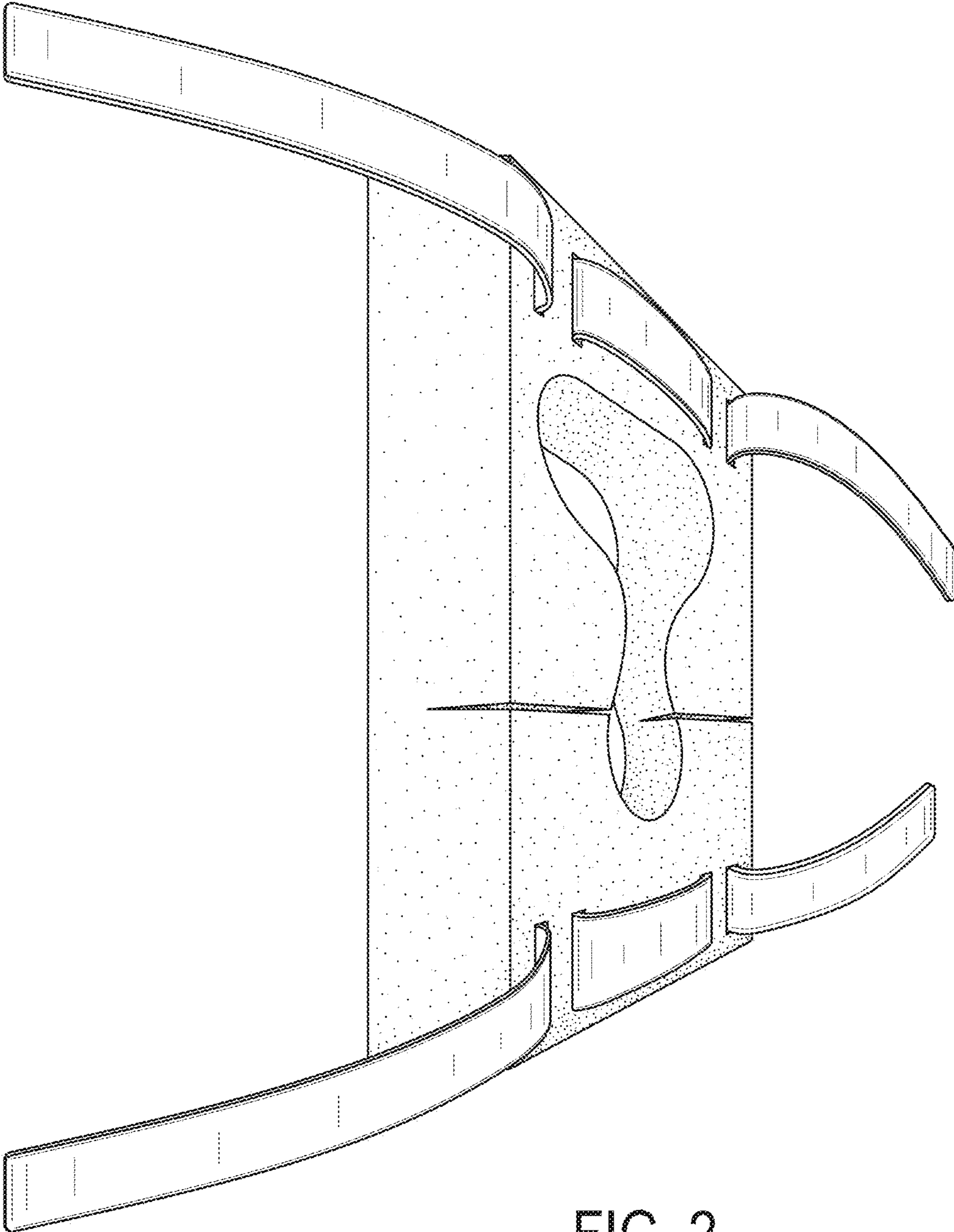


FIG. 2

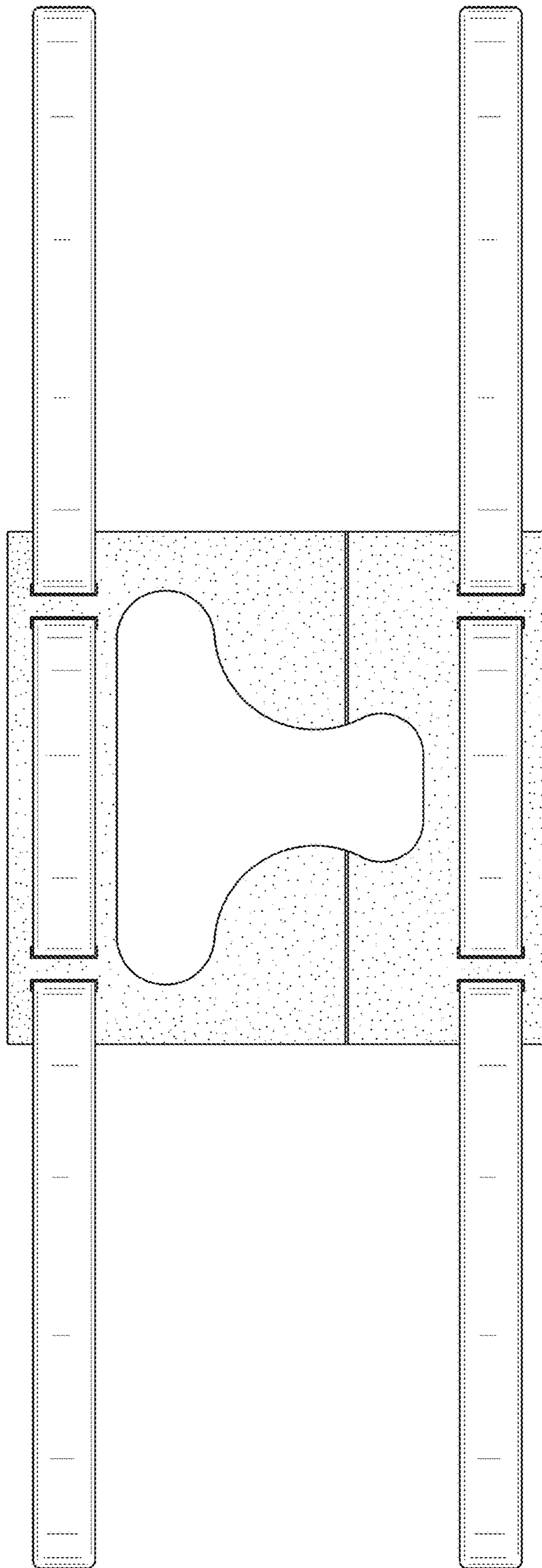


FIG. 3

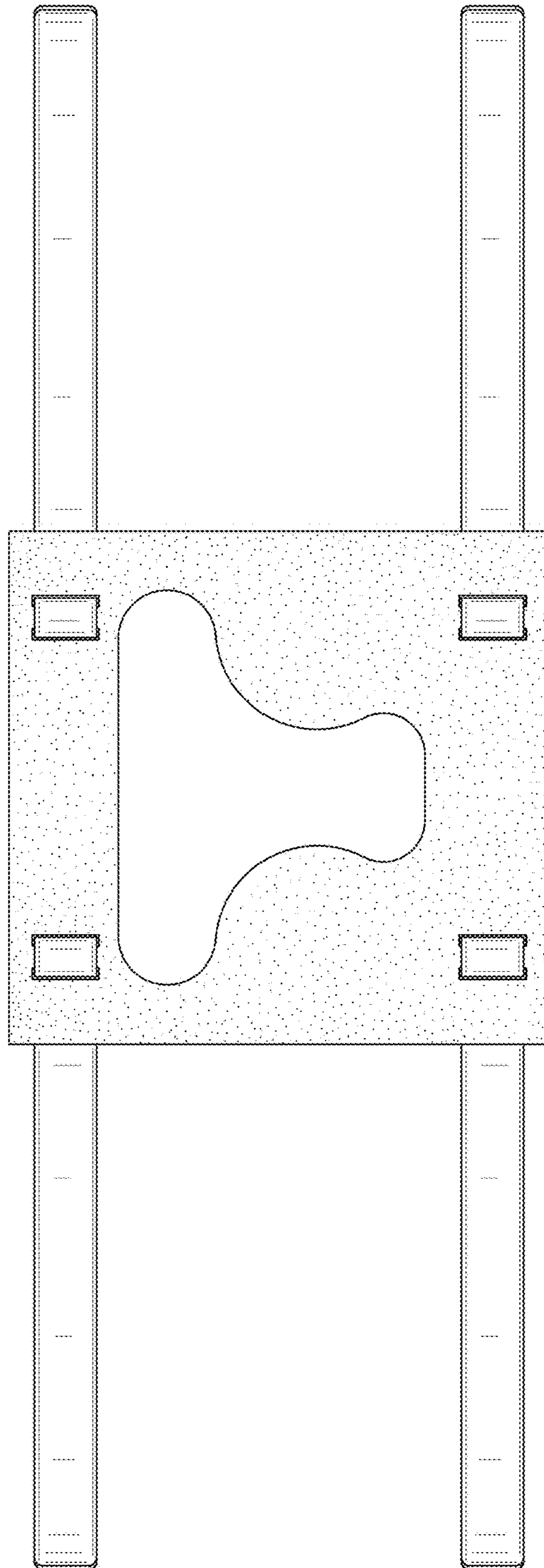


FIG. 4

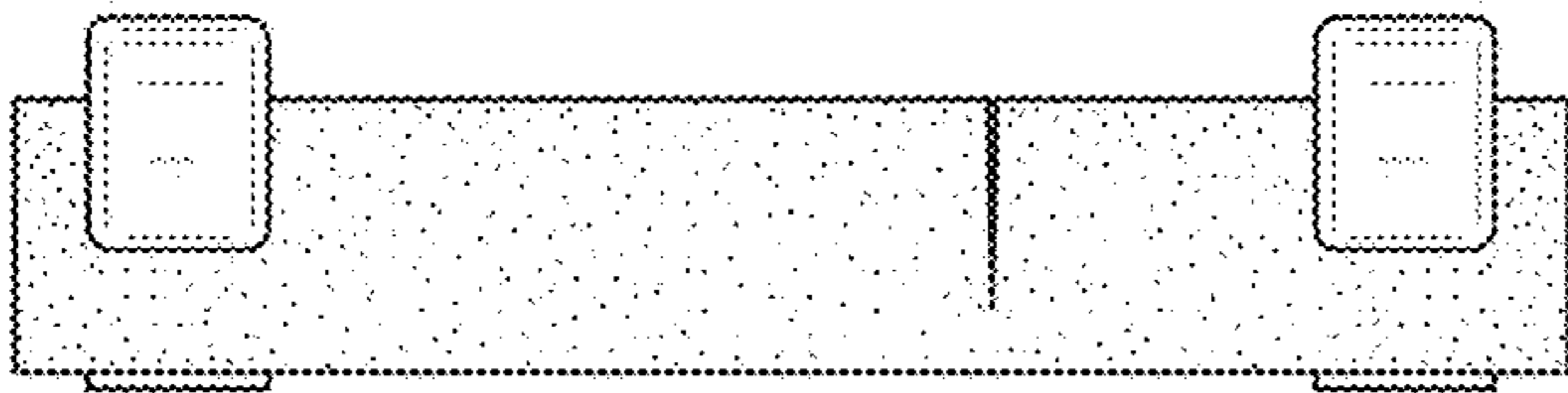


FIG. 5




FIG. 6