



US00D841161S

(12) **United States Design Patent** (10) **Patent No.:** **US D841,161 S**  
**Buell et al.** (45) **Date of Patent:** **\*\* Feb. 19, 2019**

(54) **APPLICATOR WITH TELESCOPING PLUNGER**  
(71) Applicant: **Edgewell Personal Care Brands, LLC**, Chesterfield, MO (US)  
(72) Inventors: **Sezen Buell**, Waldick, NJ (US); **Robert F Rosasco, III**, Woodbridge, CT (US)  
(73) Assignee: **Edgewell Personal Care Brands, LLC.**, Chesterfield, MO (US)

D559,983 S 1/2008 Edgett et al.  
D572,362 S 7/2008 Edgett et al.  
D602,587 S 10/2009 Edgett et al.  
D612,940 S 3/2010 Edgett et al.  
7,727,208 B2 6/2010 Lemay et al.  
D626,650 S 11/2010 Edgett et al.  
D664,656 S 7/2012 Avigdor  
8,337,478 B2 12/2012 Lemay et al.  
D755,380 S 5/2016 De Soto-Burt  
D756,518 S 5/2016 Bischoff  
D772,409 S 11/2016 Buell

(Continued)

(\*\*) Term: **15 Years**

FOREIGN PATENT DOCUMENTS

(21) Appl. No.: **29/643,714**

CA 165583 9/2006

(22) Filed: **Apr. 11, 2018**

OTHER PUBLICATIONS

**Related U.S. Application Data**

U.S. Appl. No. 29/571,836, ExParte Quayle Action, dated Oct. 5, 2017.

(63) Continuation of application No. 29/571,839, filed on Jul. 22, 2016, now Pat. No. Des. 829,905.

*Primary Examiner* — Wan Laymon  
*Assistant Examiner* — Clint A Samuel

(51) **LOC (11) Cl.** ..... **24-02**

(57) **CLAIM**

(52) **U.S. Cl.**  
USPC ..... **D24/141**

We claim the ornamental design for an applicator with telescoping plunger, as shown and described.

(58) **Field of Classification Search**  
USPC ..... D24/114, 130, 133, 135; D9/552, 556, D9/557; 604/11-18, 206, 363, 904  
CPC ..... A61B 1/00; A61B 1/31; A61B 1/00154; A61F 13/20; A61F 13/26; A61F 13/263; A61F 13/266; A61F 13/2051; A61F 13/2097; A61F 13/2077; A61F 13/55185  
See application file for complete search history.

**DESCRIPTION**

(56) **References Cited**

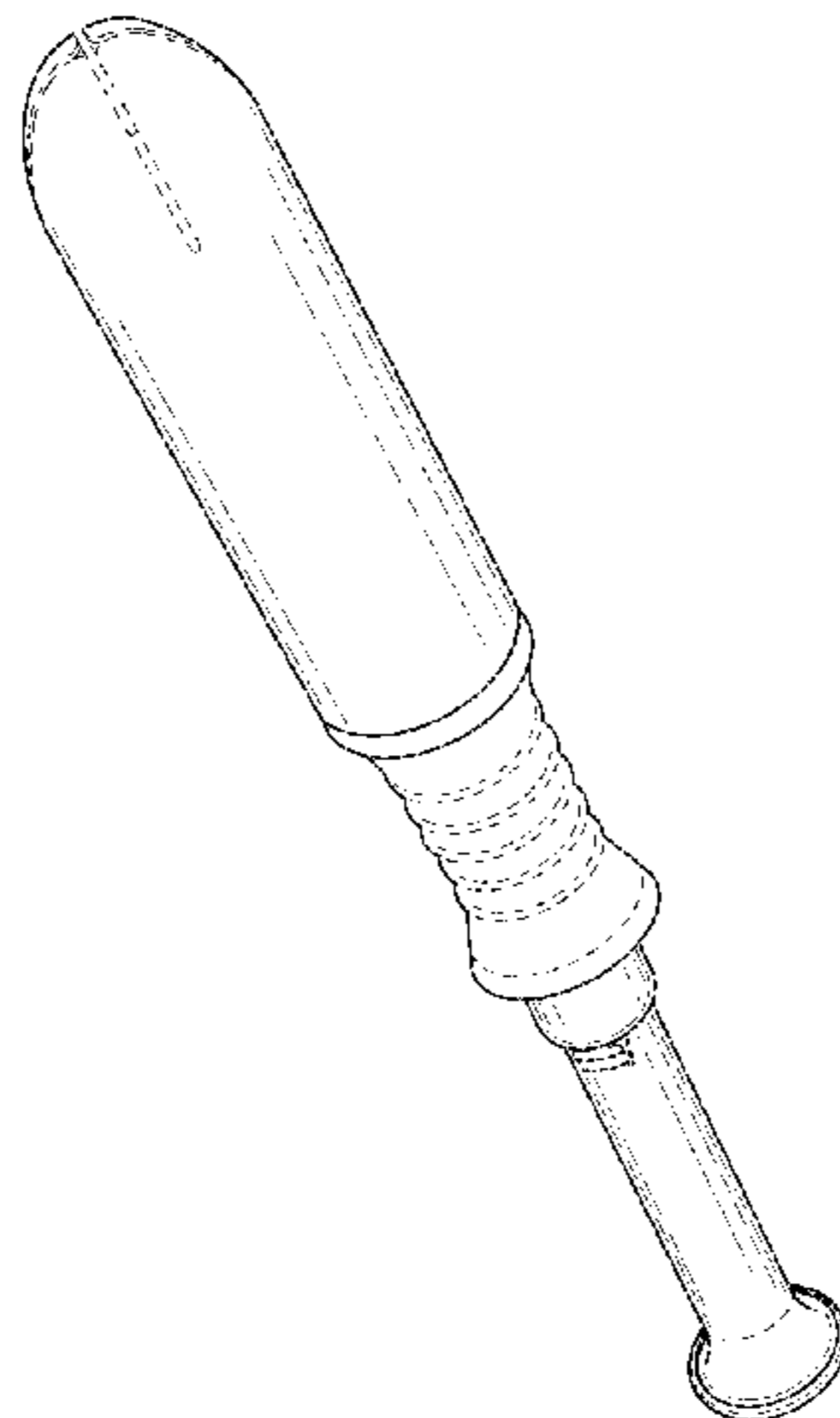
U.S. PATENT DOCUMENTS

D492,033 S 6/2004 Jarmon  
D512,142 S 11/2005 Weber et al.  
D515,212 S 2/2006 Edgett et al.  
D517,691 S 3/2006 Turchi et al.  
D527,692 S 9/2006 Yoshimatsu

FIG. 1 is a front perspective view of the applicator with telescoping plunger where the plunger is in an extended position.  
FIG. 2 is a front view of FIG. 1.  
FIG. 3 is a right side view of FIG. 2.  
FIG. 4 is a back side view of FIG. 2.  
FIG. 5 is a left side view of FIG. 2.  
FIG. 6 is a top view thereof; and,  
FIG. 7 is a bottom view thereof.

The broken lines in the figures depict environmental subject matter only and form no part of the claimed design.

**1 Claim, 3 Drawing Sheets**



(56)

**References Cited**

## U.S. PATENT DOCUMENTS

D792,591	S	7/2017	De Soto-Burt	
D816,839	S *	5/2018	Buell .....	D24/141
D817,490	S *	5/2018	Buell .....	D24/141
D819,206	S *	5/2018	Buell .....	D24/141
D819,813	S *	6/2018	Buell .....	D24/141
D819,814	S *	6/2018	Buell .....	D24/141
2004/0054317	A1	3/2004	Lemay et al.	
2010/0204636	A1	8/2010	LeMay et al.	
2013/0066254	A1	3/2013	LeMay et al.	
2013/0331763	A1	12/2013	Ito et al.	
2014/0046239	A1	2/2014	Taniguchi et al.	
2014/0052048	A1	2/2014	Taniguchi et al.	
2014/0088485	A1	3/2014	Ito	
2015/0105711	A1	4/2015	LeMay et al.	
2017/0342236	A1 *	11/2017	Bond .....	C08K 3/34
2018/0125726	A1 *	5/2018	Buell .....	A61F 13/266
2018/0250172	A1 *	9/2018	Turner .....	A61F 13/2002

\* cited by examiner

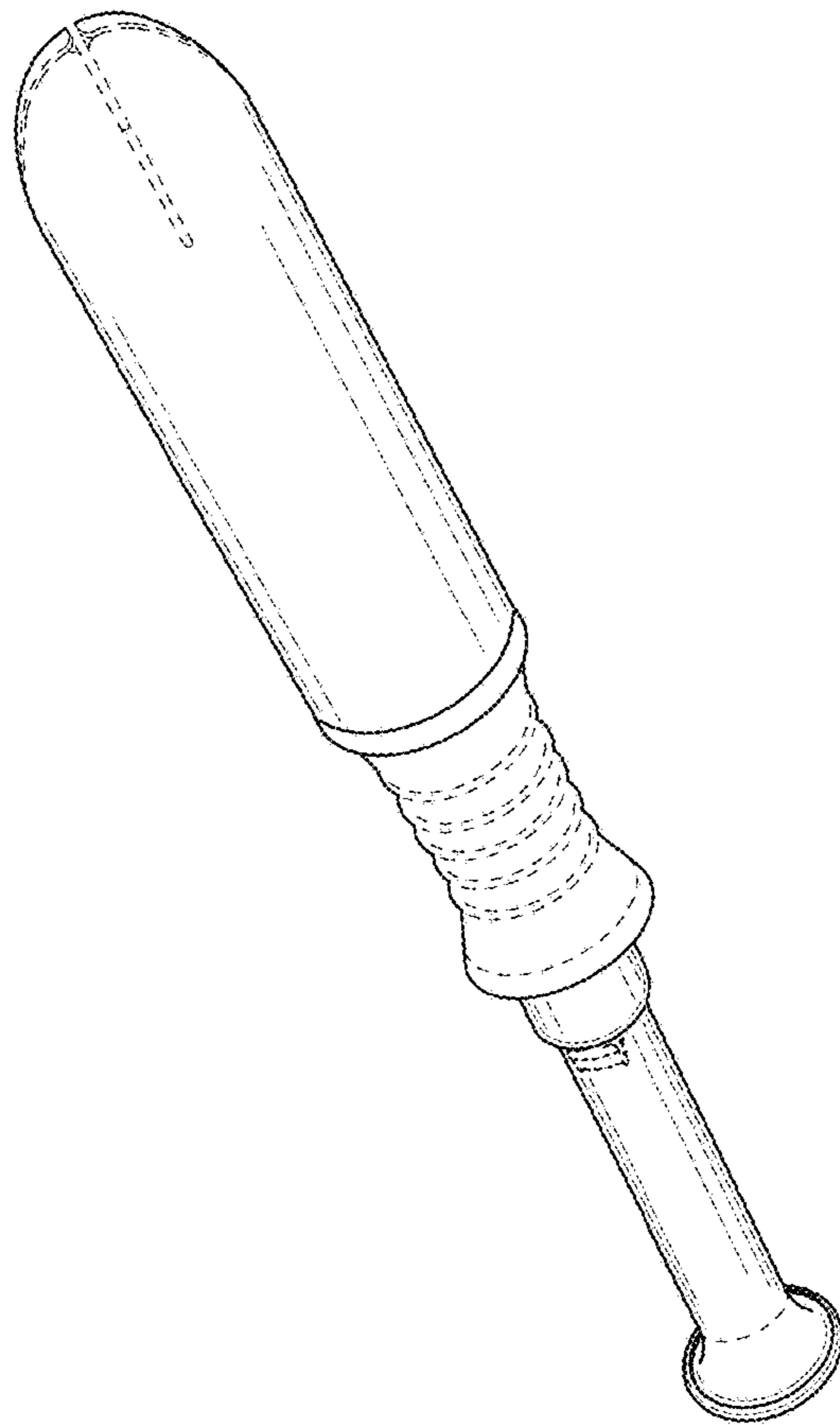


FIG. 1

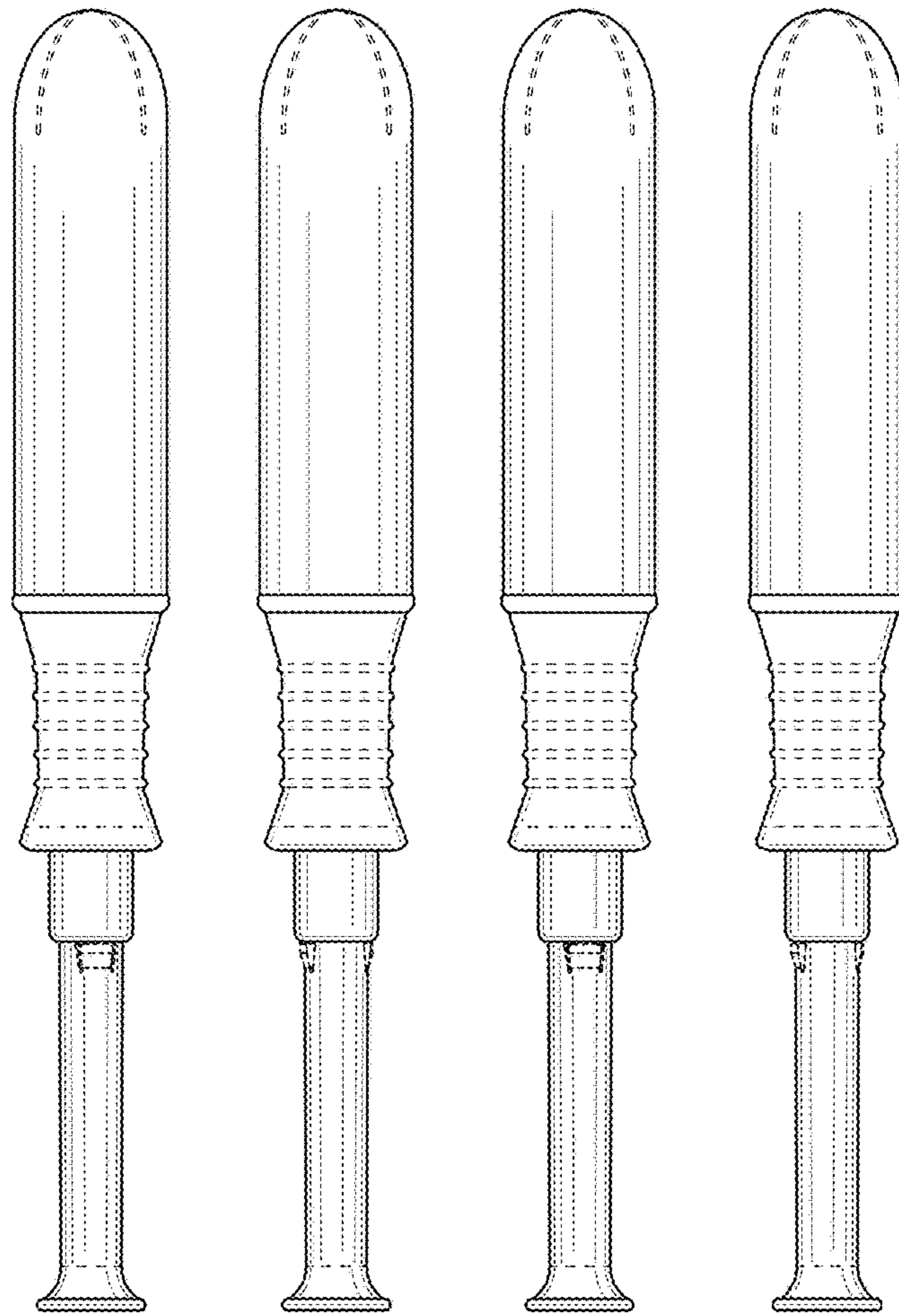


FIG. 2

FIG. 3

FIG. 4

FIG. 5

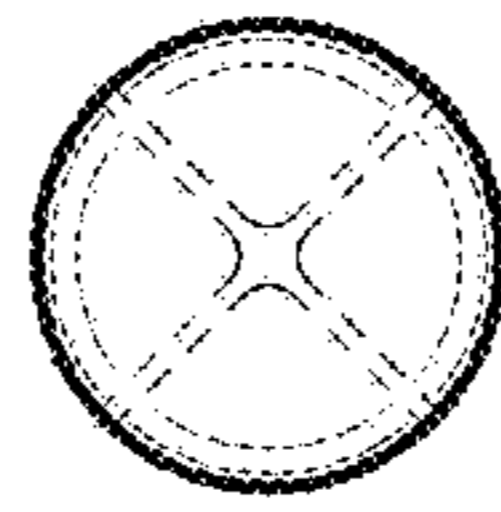


FIG. 6

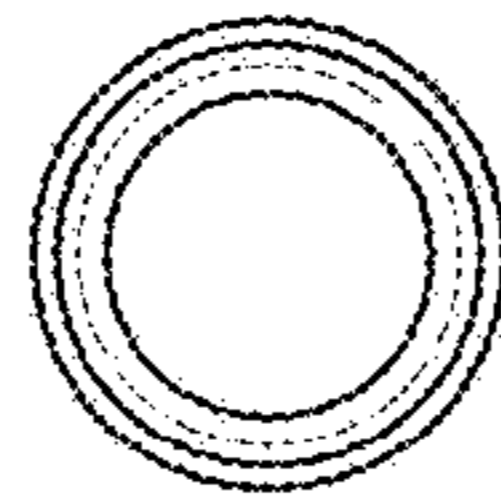


FIG. 7