



US00D841142S

(12) **United States Design Patent**  
**Kinoshita**

(10) **Patent No.:** **US D841,142 S**  
(45) **Date of Patent:** **\*\* Feb. 19, 2019**

(54) **CATALYST CARRIER FOR EXHAUST GAS PURIFICATION**

B01D 46/2492; B01D 46/2481; F28F 1/40;

(Continued)

(71) Applicant: **NGK Insulators, Ltd.**, Nagoya-Shi (JP)

(56)

**References Cited**

(72) Inventor: **Takashi Kinoshita**, Nagoya (JP)

U.S. PATENT DOCUMENTS

(73) Assignee: **NGK Insulators, Ltd.**, Nagoya (JP)

910,192 A 1/1909 Grouvelle et al.  
3,267,563 A 8/1966 Seaton  
(Continued)

(\*\*) Term: **15 Years**

FOREIGN PATENT DOCUMENTS

(21) Appl. No.: **29/647,159**

JP 2008-241180 A1 10/2008

(22) Filed: **May 10, 2018**

*Primary Examiner* — Sheryl Lane

*Assistant Examiner* — Calvin E Vansant

(74) *Attorney, Agent, or Firm* — Burr & Brown, PLLC

**Related U.S. Application Data**

(62) Division of application No. 29/596,130, filed on Mar. 6, 2017.

(57)

**CLAIM**

The ornamental design for a catalyst carrier for exhaust gas purification, as shown and described.

**DESCRIPTION**

(30) **Foreign Application Priority Data**

Sep. 15, 2016 (JP) ..... 2016-019963  
Sep. 15, 2016 (JP) ..... 2016-019964  
Sep. 15, 2016 (JP) ..... 2016-019965  
Sep. 15, 2016 (JP) ..... 2016-019966

(Continued)

(51) **LOC (11) Cl.** ..... **23-04**

(52) **U.S. Cl.**

USPC ..... **D23/365**; D23/355; D15/5

(58) **Field of Classification Search**

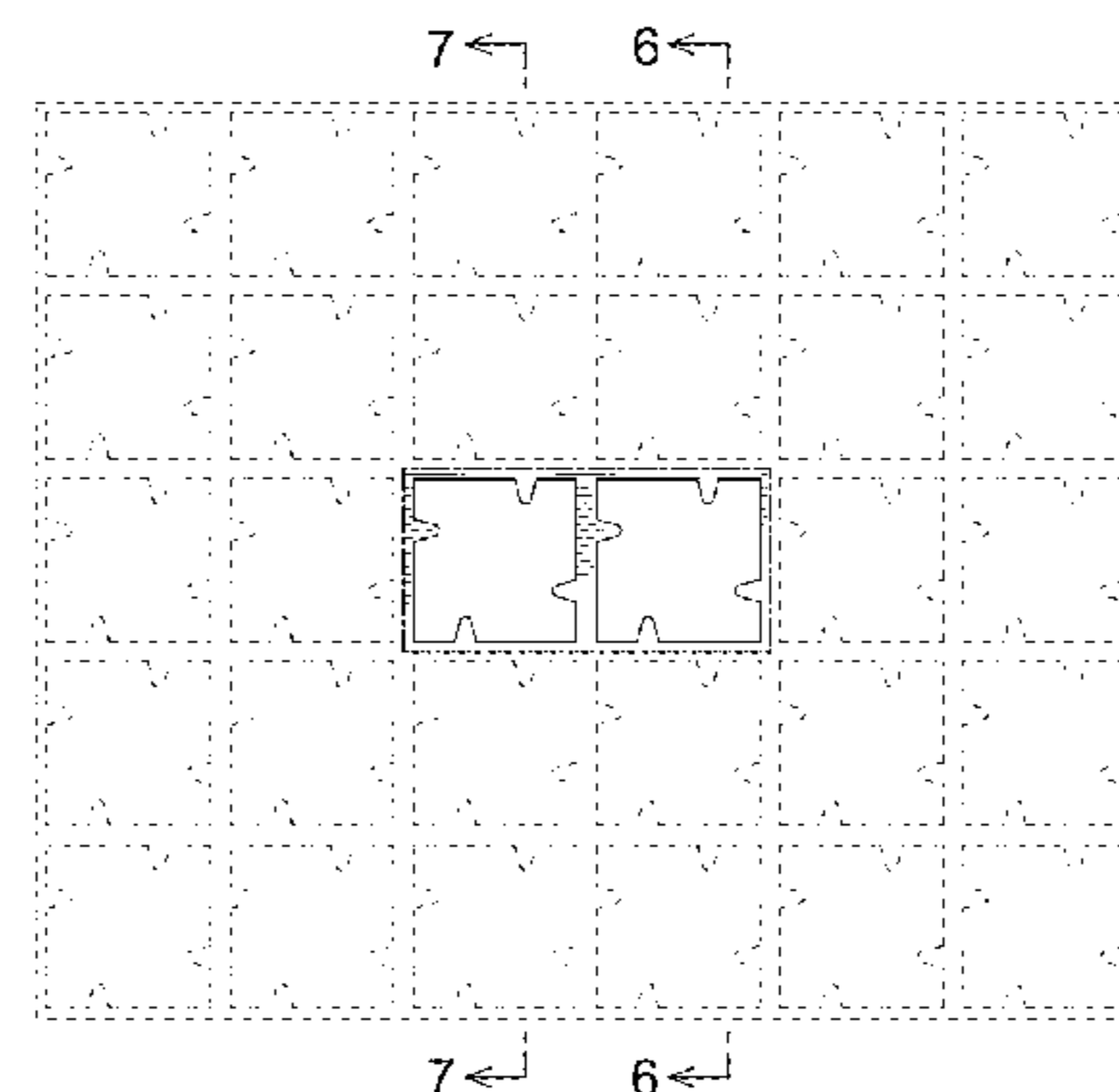
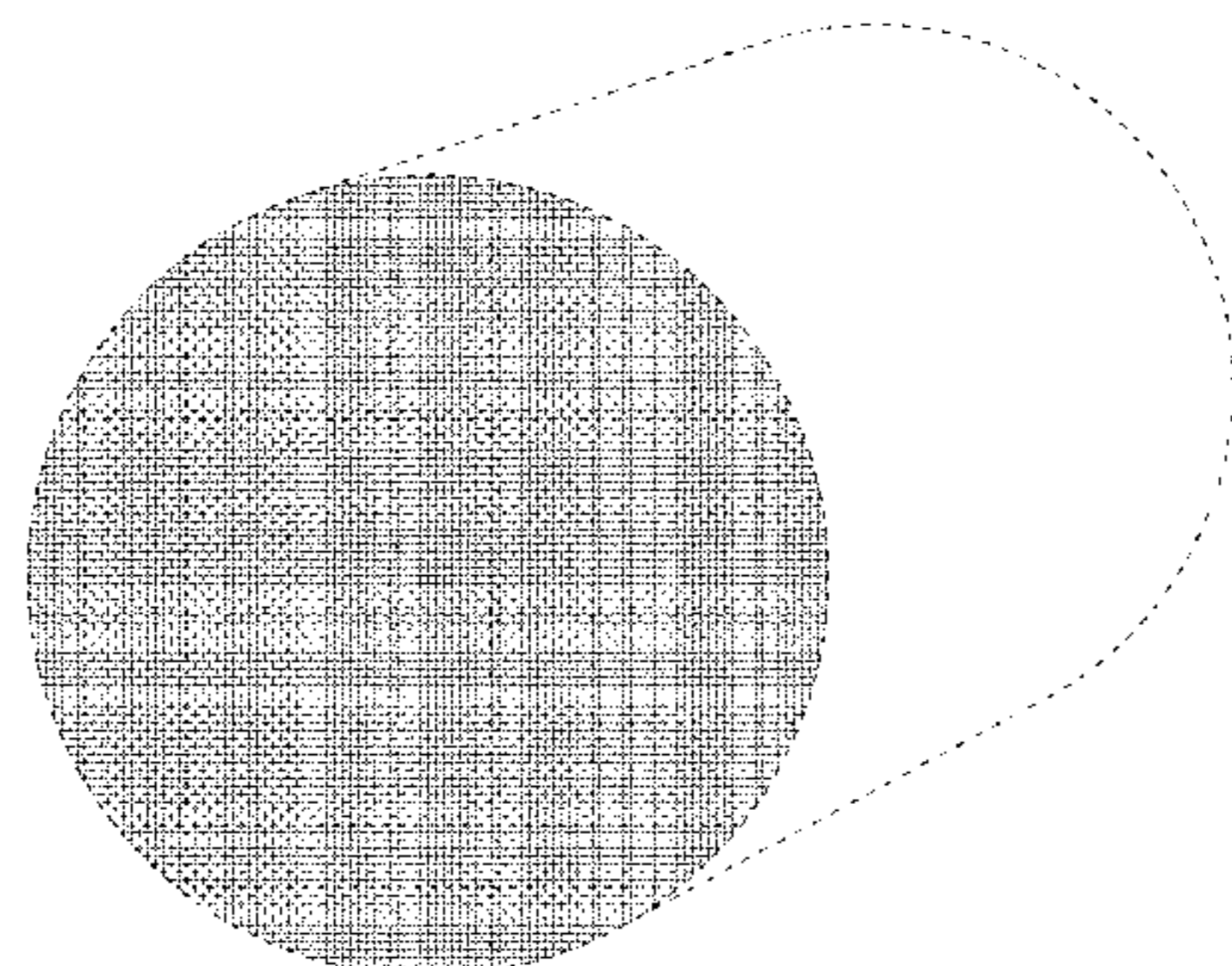
USPC ..... D23/209, 341, 354, 355, 364–365,  
D23/386–391; D25/114–116, 118–125;  
D7/412

CPC ..... F01N 2330/06; F01N 3/0222; B01D  
46/2429; B01D 46/2451; B01D 46/247;

FIG. 1 is a perspective view of a catalyst carrier for exhaust gas purification illustrating my new design; FIG. 2 is a front view thereof; the rear view thereof being a minor image; FIG. 3 is a top view thereof, the bottom view thereof being a mirror image; FIG. 4 is a right view thereof, the left view thereof being a mirror image; FIG. 5 is an enlarged view delimited by the lines labelled 5 in FIG. 2; FIG. 6 is a middle omitted cross-sectional view taken through line 6-6 of FIG. 5; and, FIG. 7 is a middle omitted cross-sectional view taken through line 7-7 of FIG. 5.

The catalyst carrier is used for removing toxic substances contained in exhaust fumes emitted from automobile engines and the like. The catalyst carrier has fins in each of its cells. The fin is provided in the same sectional shape over the whole length of the cells.

(Continued)



In the drawings, the dot-dash broken lines define the boundary of the claimed design and form no part of the claim. The dashed broken lines depict portions of the catalyst carrier for exhaust gas purification and form no part of the claim.

**1 Claim, 7 Drawing Sheets**

**(30) Foreign Application Priority Data**

Sep. 15, 2016 (JP) ..... 2016-019967  
 Sep. 15, 2016 (JP) ..... 2016-019968

**(58) Field of Classification Search**

CPC .... E04B 2/42; E04B 2/44; E04B 2/50; E04B 2/52; E04B 2/54

See application file for complete search history.

**(56) References Cited**

U.S. PATENT DOCUMENTS

3,267,564 A 8/1966 Keyes  
 3,344,457 A 10/1967 Grobert  
 D210,286 S 2/1968 Venema et al.  
 3,824,832 A 7/1974 Starostin et al.

4,658,892 A 4/1987 Shinohara et al.  
 4,740,408 A 4/1988 Mochida et al.  
 4,767,309 A 8/1988 Mizuno et al.  
 D304,501 S 11/1989 VanWassehnova et al.  
 5,275,234 A \* 1/1994 Booth ..... F28F 1/40  
 165/133  
 6,019,951 A 2/2000 Sie et al.  
 6,202,703 B1 \* 3/2001 Kuroda ..... C22C 9/05  
 138/178  
 6,343,923 B1 \* 2/2002 Cunningham ..... B28B 3/269  
 264/177.12  
 D472,625 S 4/2003 Sekoguchi et al.  
 6,593,261 B2 7/2003 Shinohara et al.  
 D612,007 S \* 3/2010 Brockdorff ..... B28B 3/269  
 D23/207  
 D645,116 S \* 9/2011 McKean ..... C22C 9/05  
 D23/207  
 D645,159 S 9/2011 Loken  
 D645,161 S 9/2011 Loken  
 8,091,615 B2 \* 1/2012 Houfuku ..... F28F 1/40  
 165/133  
 D697,168 S 1/2014 Rusten et al.  
 D785,132 S 4/2017 Jackson et al.  
 2002/0195233 A1 12/2002 Thors et al.  
 2005/0188538 A1 9/2005 Kondo et al.  
 2006/0188415 A1 8/2006 Ohno et al.  
 2009/0133864 A1 5/2009 Stier  
 2015/0316329 A1 11/2015 Lang  
 2016/0305687 A1 10/2016 Neidenberger et al.

\* cited by examiner

Fig. 1

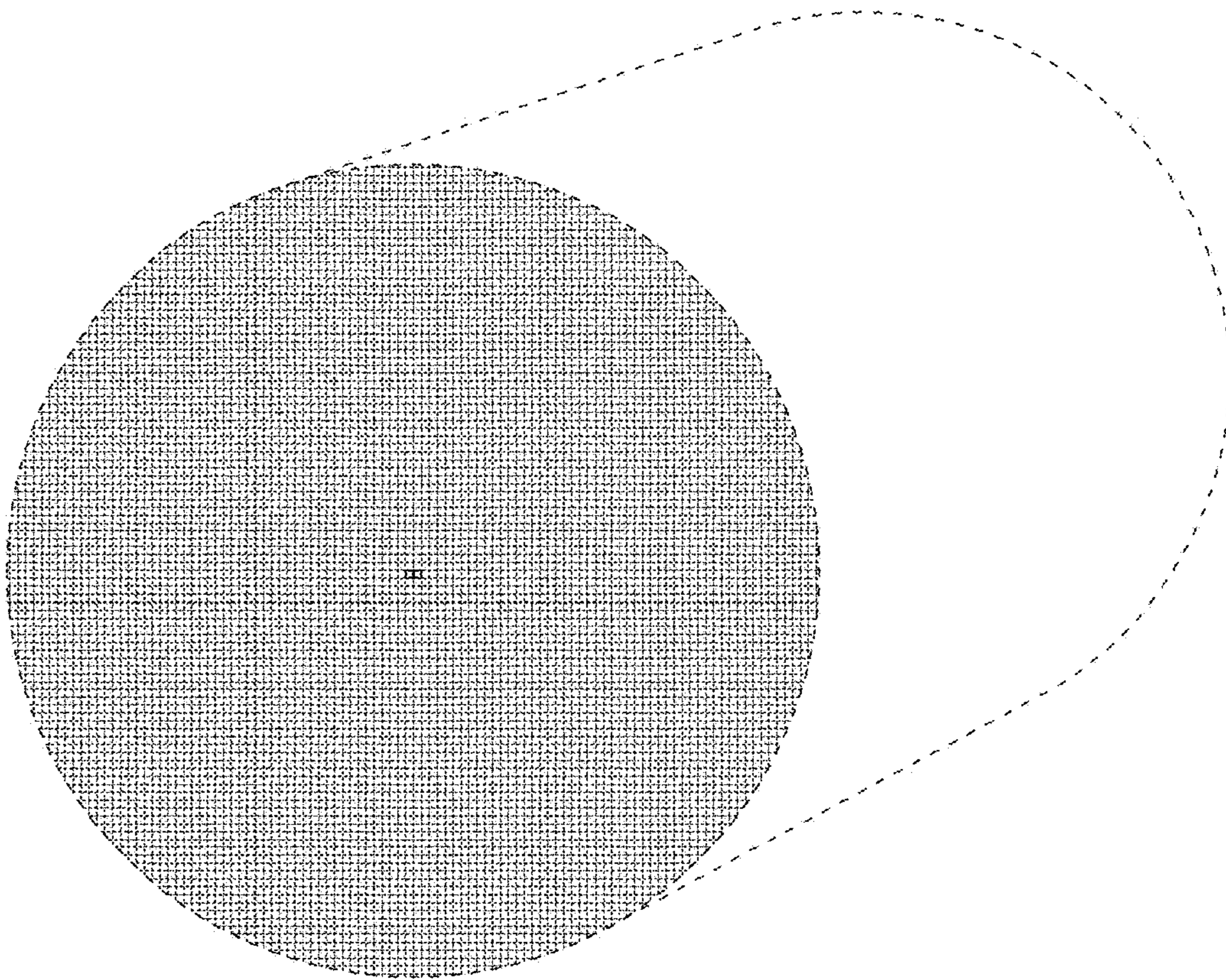


Fig. 2

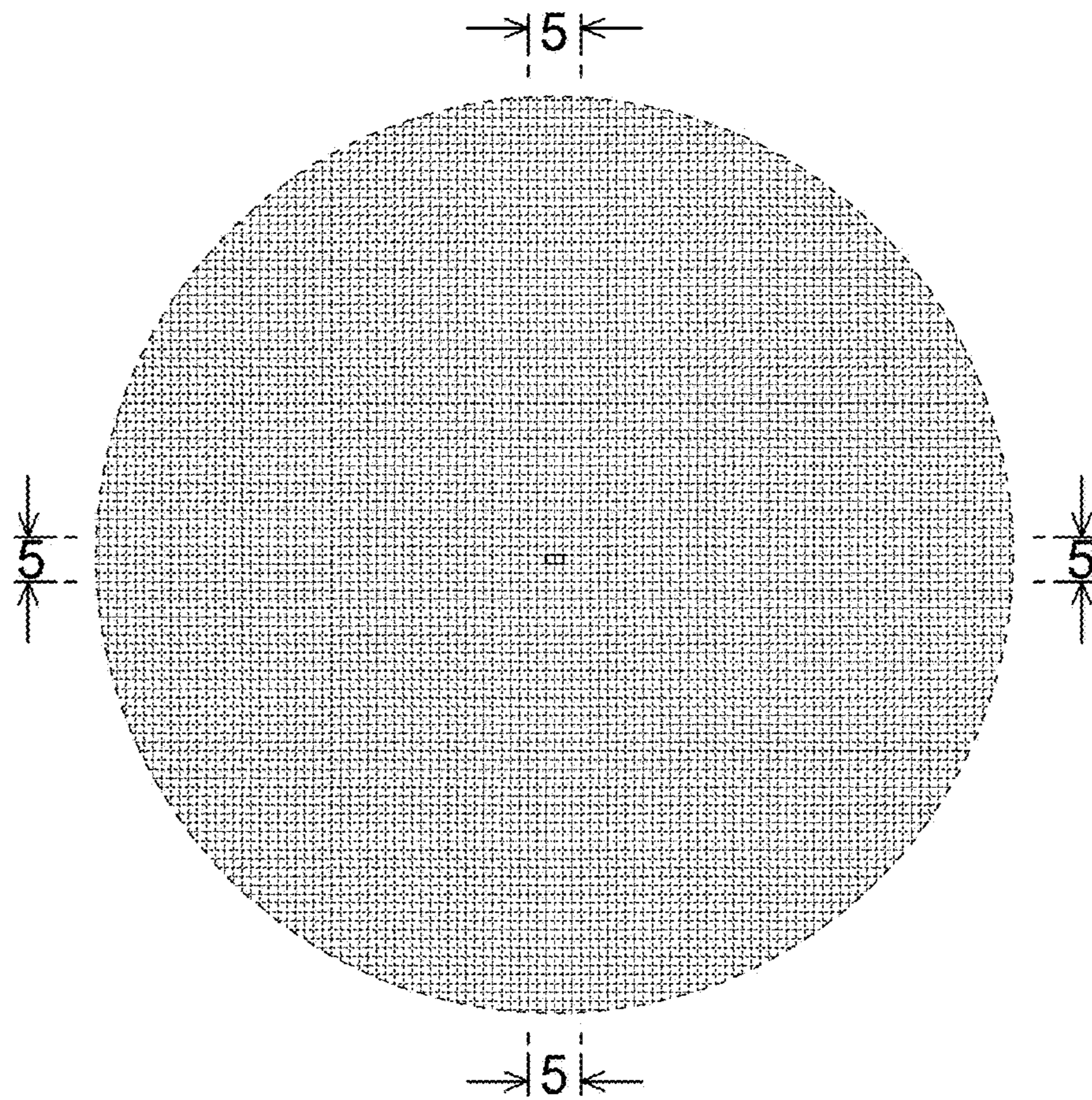


Fig. 3




Fig. 4



Fig. 5

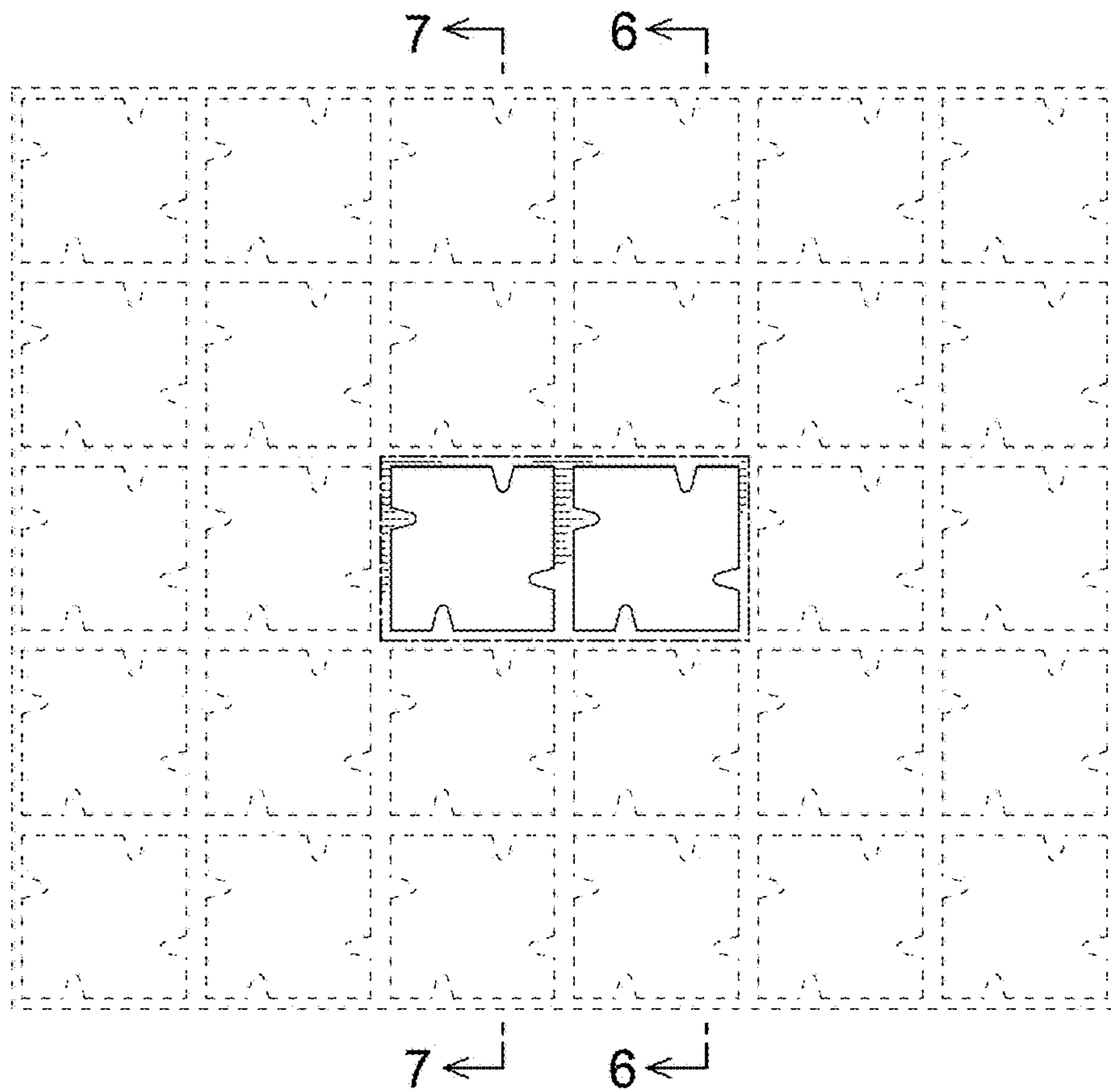


Fig. 6






Fig. 7

