



US00D841113S

(12) **United States Design Patent** (10) **Patent No.:** **US D841,113 S**  
**Jaiswal et al.** (45) **Date of Patent:** **\*\* Feb. 19, 2019**

(54) **INSECT REPELLENT** 5,464,198 A \* 11/1995 Yanko ..... F16F 1/06  
267/167  
(71) Applicant: **Reckitt Benckiser (Brands) Limited,** 6,286,248 B1 \* 9/2001 Bryant ..... A01M 1/2066  
Slough (GB) 43/125  
6,419,898 B1 \* 7/2002 Flashinski ..... A01M 1/2066  
424/40  
(72) Inventors: **Tanvi Jaiswal,** Gurgaon (IN); **Kartik** D469,841 S \* 2/2003 Hoo ..... D22/122  
**Kumar,** Gurgaon (IN); **Kunal** D469,843 S \* 2/2003 Hoo ..... D22/122  
**Mukhopadhyay,** Gurgaon (IN); **Clare** 7,857,294 B2 \* 12/2010 Spencer ..... F16F 1/3665  
**Walker,** Hull (GB) 267/148  
(73) Assignee: **RECKITT BENCKISER (BRANDS)** D654,140 S \* 2/2012 Rubel ..... D22/122  
**LIMITED,** Slough (GB) D786,390 S \* 5/2017 Kim ..... D22/122  
D818,558 S \* 5/2018 Wang ..... D22/122

(\*\*) Term: **15 Years**

\* cited by examiner

(21) Appl. No.: **29/635,221**

*Primary Examiner* — Catherine R Oliver-Garcia

(22) Filed: **Jan. 29, 2018**

(74) *Attorney, Agent, or Firm* — Troutman Sanders LLP;  
Ryan Schneider; Chris Davis

(30) **Foreign Application Priority Data**

Jul. 31, 2017 (EM) ..... 004128478-0005

(51) **LOC (11) Cl.** ..... **22-06**

(52) **U.S. Cl.**  
USPC ..... **D22/122**

(58) **Field of Classification Search**  
USPC ..... D22/119–124; 43/125, 127; 424/40,  
424/406, 411, 417, 421, DIG. 10;  
428/906; 514/65, 521, 531, 919  
CPC ..... A01M 1/2066; A01N 25/20; A01N 53/00;  
A01N 2300/00; F16F 1/043; F16F 1/06;  
F16F 1/3665; Y10S 428/906; Y10S  
514/919; Y10S 424/10  
See application file for complete search history.

(56) **References Cited**

U.S. PATENT DOCUMENTS

4,377,280 A \* 3/1983 Wienand ..... F16F 1/043  
267/180  
D323,695 S \* 2/1992 Nelson ..... D22/122

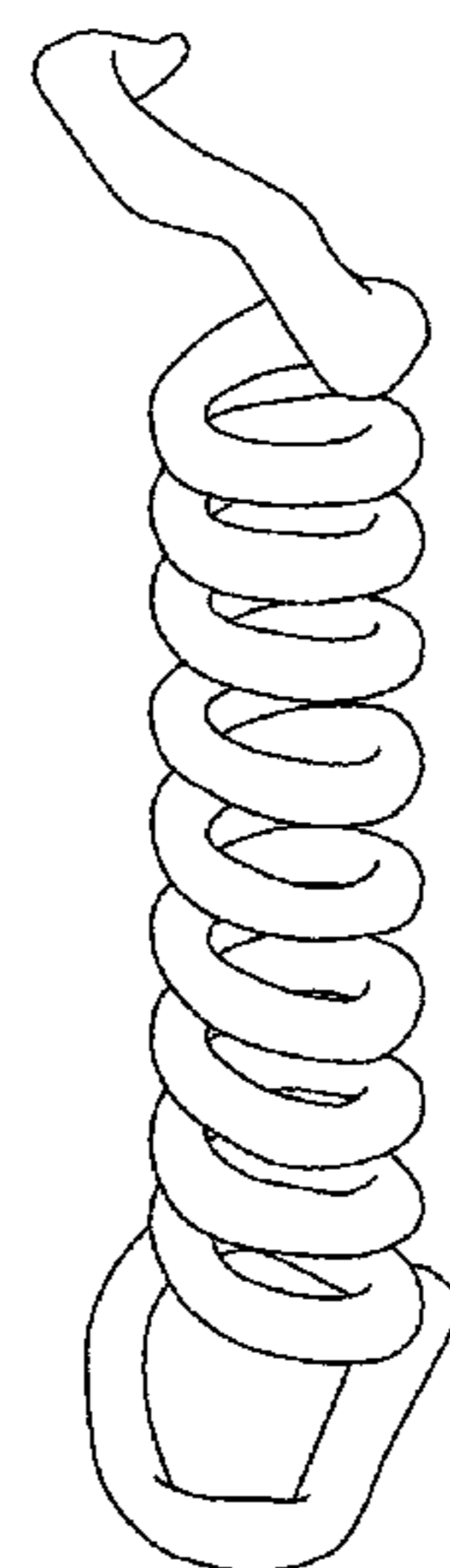
(57) **CLAIM**

The ornamental design for an insect repellent, as shown and described.

**DESCRIPTION**

FIG. 1 is a perspective view of our new design for an insect repellent;  
FIG. 2 is a front elevation view thereof;  
FIG. 3 is a rear elevation view thereof;  
FIG. 4 is a right side elevation view thereof;  
FIG. 5 is a left side elevation view thereof;  
FIG. 6 is a top plan view thereof; and,  
FIG. 7 is a bottom plan view thereof.

**1 Claim, 4 Drawing Sheets**



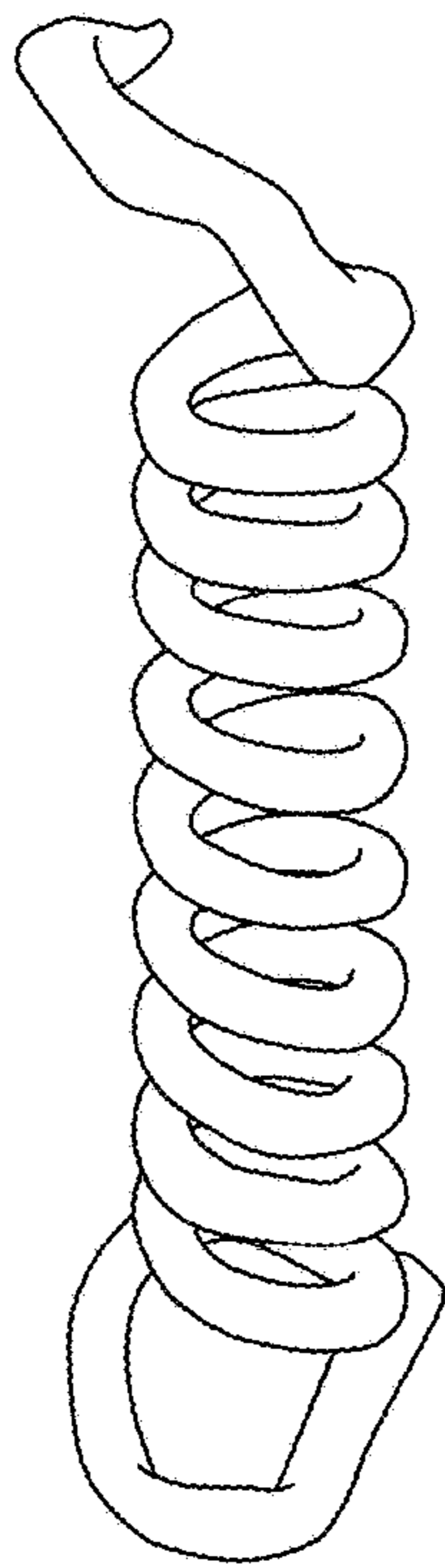


Fig. 1

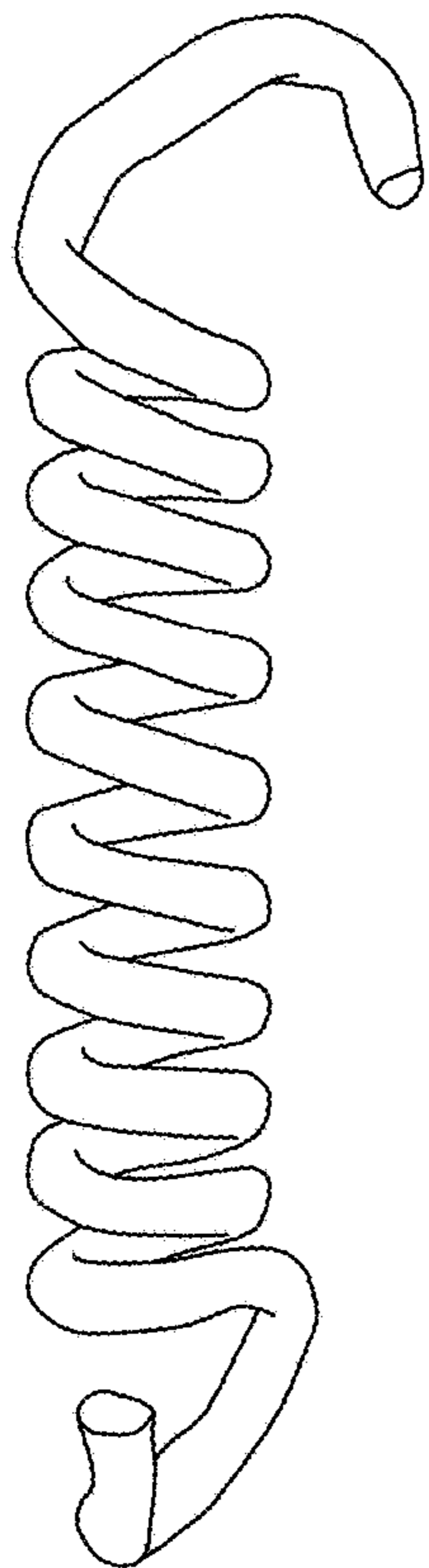


Fig. 2

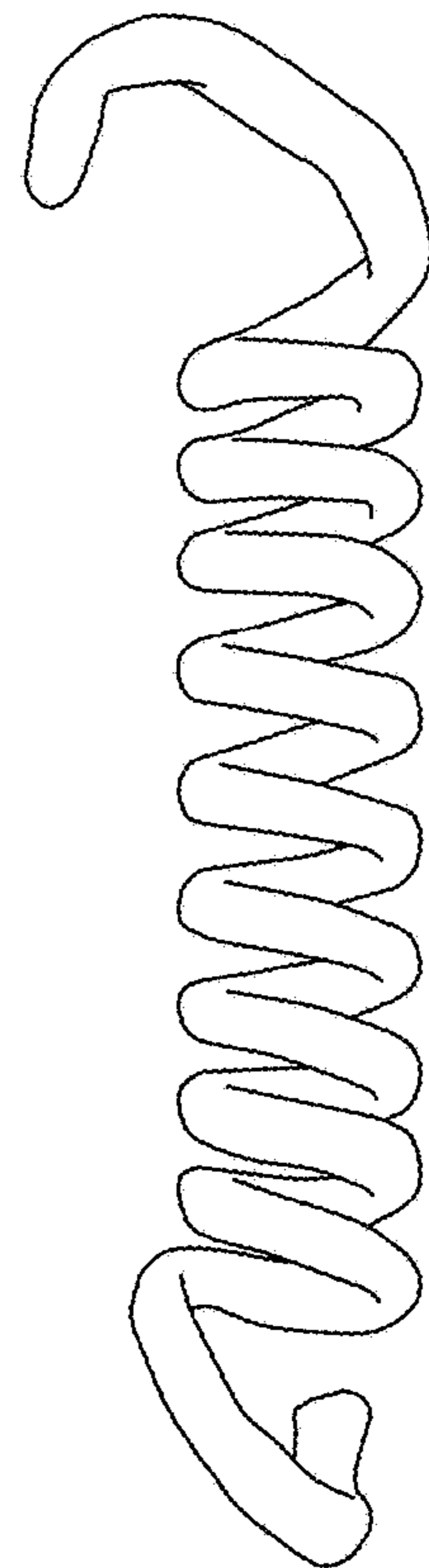


Fig. 3

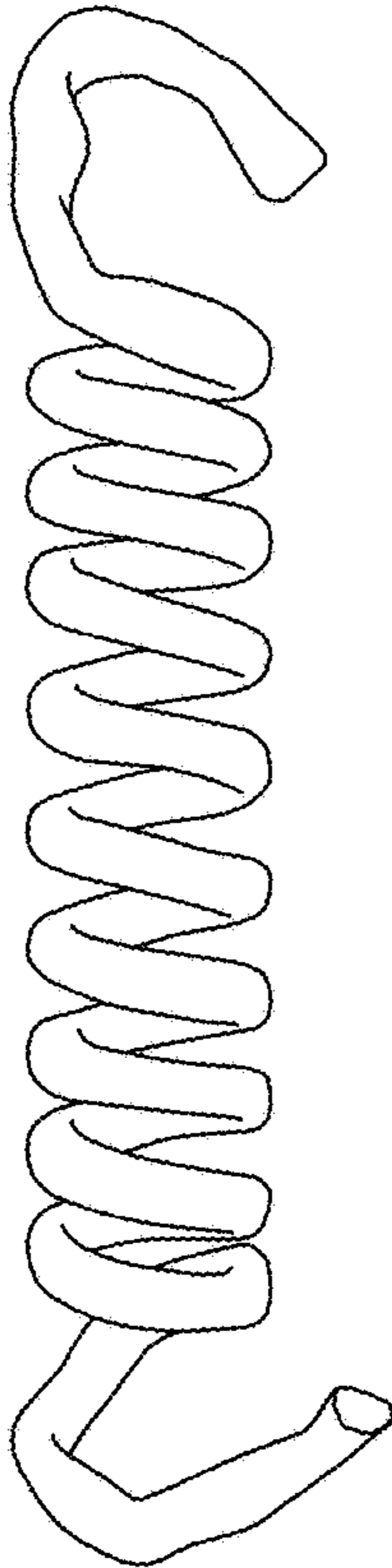


Fig. 4

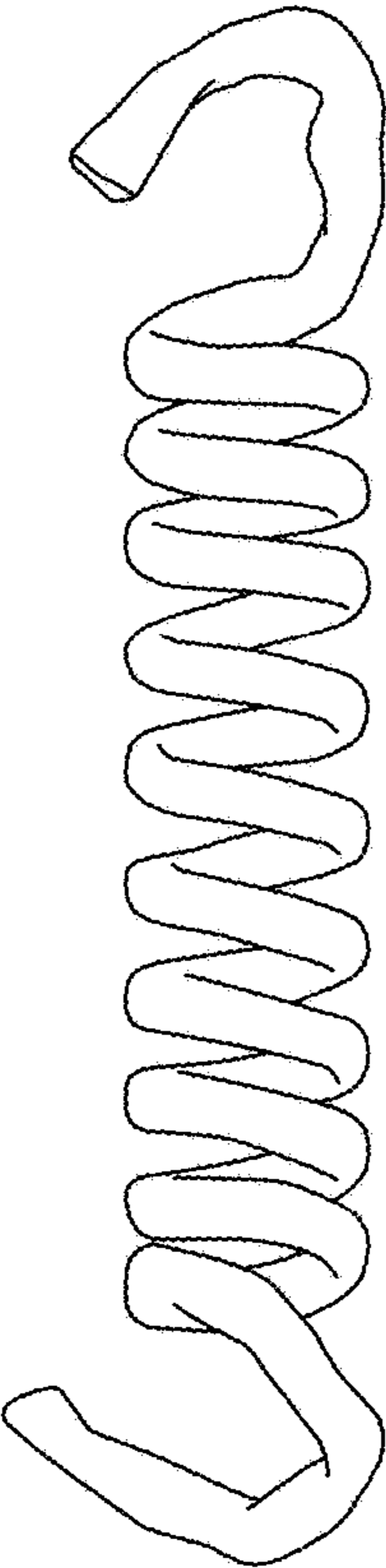


Fig. 5




Fig. 6

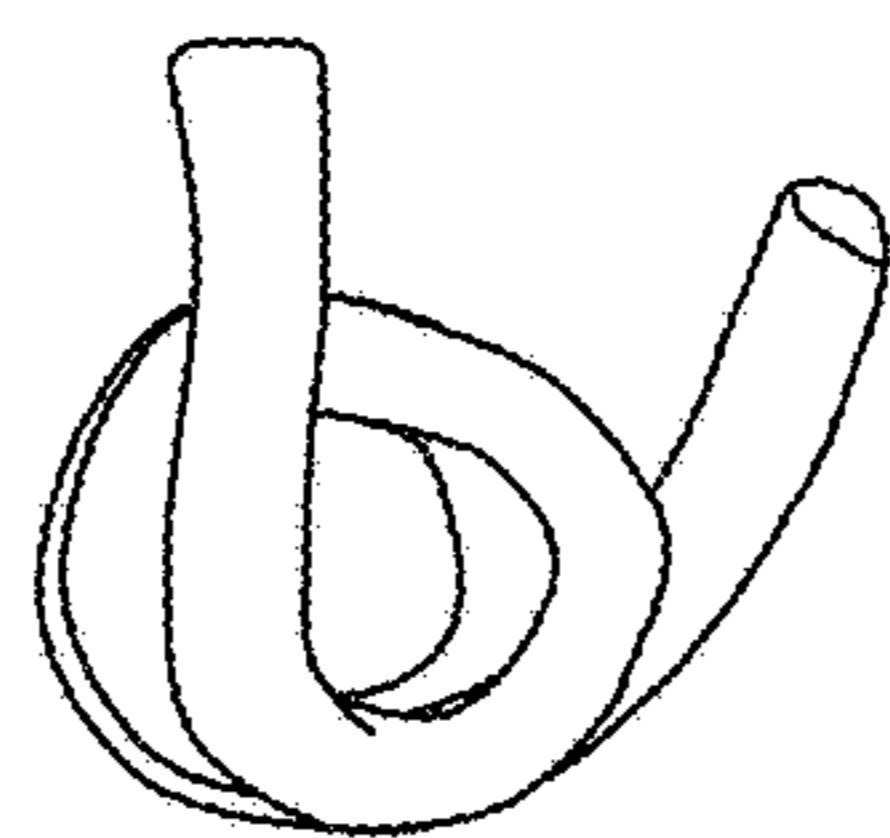


Fig. 7