



US00D841101S

(12) **United States Design Patent** (10) **Patent No.:** **US D841,101 S**
Ross et al. (45) **Date of Patent:** **** *Feb. 19, 2019**

(54) **CONSTRUCTION SET ELEMENT**

3/46; E04C 1/00; E04C 1/40; E04B 2/14;
E04B 2/16; E04B 2/18

See application file for complete search history.

(71) Applicant: **MEGA Brands Inc.**, Montreal (CA)

(72) Inventors: **Steve Ross**, St-Jacques (CA); **Stephane Gosselin**, Montreal (CA)

(56) **References Cited**

U.S. PATENT DOCUMENTS

(73) Assignee: **MEGA Brands Inc.**, Montreal, Quebec (CA)

D117,554 S 11/1939 Bojesen
3,261,619 A 7/1966 Norgaard, Jr. et al.
D246,927 S 1/1978 Christiansen

(Continued)

(*) Notice: This patent is subject to a terminal disclaimer.

FOREIGN PATENT DOCUMENTS

(**) Term: **15 Years**

FR 2639556 6/1990

(21) Appl. No.: **29/610,871**

OTHER PUBLICATIONS

(22) Filed: **Jul. 17, 2017**

Web page printout from "90 » SNOT degree »The ultimate SNOT references," Sep. 5, 2013, reference link (<https://web.archive.org/web/20130905122943/http://swooshable.com/snot/degree/90/>), 6 pages.

(Continued)

Related U.S. Application Data

(60) Continuation-in-part of application No. 29/592,892, filed on Feb. 3, 2017, now Pat. No. Des. 797,203, which is a division of application No. 29/515,638, filed on Jan. 26, 2015, now Pat. No. Des. 781,964.

Primary Examiner — Cynthia M. Chin

(74) *Attorney, Agent, or Firm* — Plumsea Law Group, LLC

(51) **LOC (11) Cl.** **21-01**

(57) **CLAIM**

The ornamental design for a construction set element, as shown and described.

(52) **U.S. Cl.**

DESCRIPTION

USPC **D21/500**

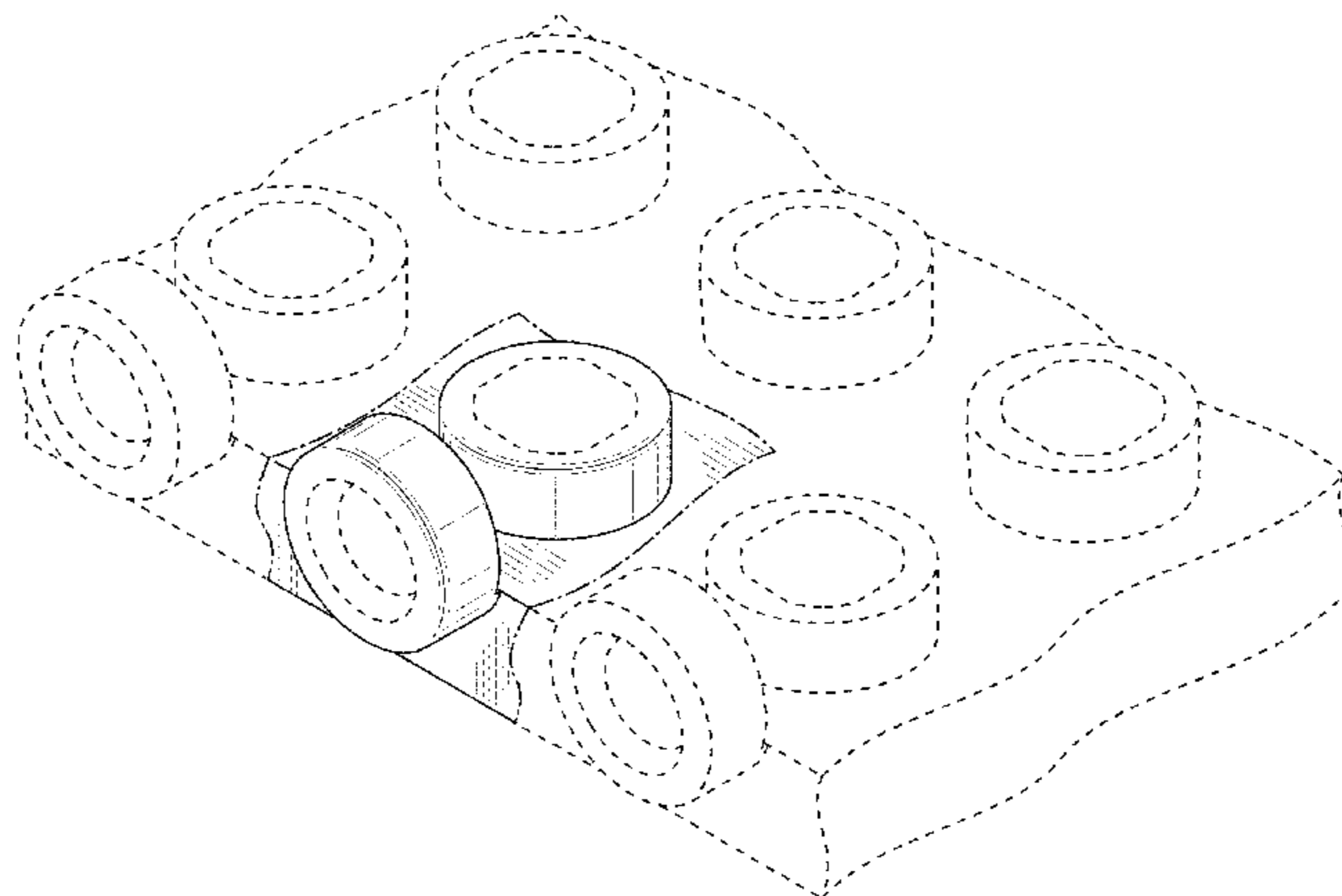
(58) **Field of Classification Search**

USPC D21/386, 389, 404, 468, 470, 471, D21/484–505; 446/69, 85, 102–128; 434/208, 259, 403; 273/153, 156, 160

CPC A63H 33/00; A63H 33/04; A63H 33/044; A63H 33/06; A63H 33/08; A63H 33/084; A63H 33/086; A63H 33/088; A63H 33/10; A63H 33/12; A63H 33/105; A63H 33/108; A63H 3/00; A63H 3/16; A63H

FIG. 1 is a top perspective view of a construction set element showing the new design;
FIG. 2 is a top plan view thereof;
FIG. 3 is a bottom plan view thereof;
FIG. 4 is a front elevational view thereof;
FIG. 5 is a rear elevational view thereof, from the position of line 5-5 in FIG. 2;
FIG. 6 is a side elevational view thereof, from the position of line 6-6 in FIG. 2; and,
FIG. 7 is an opposite side elevational view thereof, from the position of line 7-7 in FIG. 2.

(Continued)



The evenly spaced broken lines and unshaded areas are included to illustrate parts of the article's appearance that form no part of the claimed design.

The long and short broken lines define the bounds of the claimed design and form no part thereof.

1 Claim, 7 Drawing Sheets

(56)

References Cited

U.S. PATENT DOCUMENTS

4,164,090	A	8/1979	Fischer	
4,222,181	A	9/1980	Cummings	
D262,045	S	11/1981	Nakao et al.	
4,306,373	A	12/1981	Chatani et al.	
4,375,139	A	3/1983	Chatani	
D272,256	S	1/1984	Chatani et al.	
4,446,649	A	5/1984	Moe et al.	
D294,373	S	2/1988	Bertrand	
D295,642	S	5/1988	Olsen	
D295,649	S	5/1988	Takahashi	
D295,993	S	5/1988	Knudsen	
D296,342	S	6/1988	Knudsen	
D301,260	S	5/1989	McLaughlin et al.	
D308,706	S	6/1990	Mikkelsen	
D309,638	S	7/1990	Meyer	
D324,084	S	2/1992	Knudsen	
D325,052	S	3/1992	Andersen	
5,120,253	A	6/1992	Gelardi	
D344,305	S	2/1994	Berggreen	
D344,552	S	2/1994	Berggreen	
5,310,376	A *	5/1994	Mayuzumi	A63H 33/04 446/107
D363,516	S	10/1995	Mathiesen	
5,611,187	A	3/1997	Jones	
5,662,508	A *	9/1997	Smith	A63H 33/04 229/127
D394,469	S	5/1998	Nielsen	
D394,471	S	5/1998	Frederiksen	
D394,680	S	5/1998	Andersen	
5,853,314	A	12/1998	Bora	
D411,591	S	6/1999	Laserna Fernandez	

5,919,077	A	7/1999	Gondcaille	
D412,725	S	8/1999	Nielsen et al.	
6,616,500	B1	9/2003	Harms et al.	
D515,634	S	2/2006	Paterson	
D541,882	S	5/2007	Petersen	
D546,401	S	7/2007	Sorensen	
D561,845	S	2/2008	Glickman et al.	
D608,400	S	1/2010	Ryaa	
D672,402	S	12/2012	Macadam	
8,371,894	B1	2/2013	Rosen et al.	
D682,950	S	5/2013	Johansson	
D688,328	S	8/2013	Holm	
D688,753	S	8/2013	Holm	
D695,849	S	12/2013	Andersen	
D695,850	S	12/2013	Andersen	
D695,851	S	12/2013	Holm	
D696,360	S	12/2013	Holm	
D701,923	S	4/2014	Jensen	
D755,903	S	5/2016	Chen et al.	
D755,904	S	5/2016	Chen et al.	
D758,500	S	6/2016	Sorensen	
2005/0215172	A1	9/2005	Chen	
2008/0242189	A1	10/2008	Han	
2014/0262896	A1	9/2014	Ficko	
2017/0189826	A1 *	7/2017	Chin	A63H 33/042

OTHER PUBLICATIONS

Web page printout from "90-Inverted » SNOT degree »The ultimate SNOT reference," Sep. 7, 2013, reference link (<https://web.archive.org/web/20130907052738/http://swooshable.com/snot/degree/90-inverted/>), 3 pages.

Web page printout from "180 » SNOT degree »The ultimate SNOT reference," Sep. 7, 2013, reference link (<https://web.archive.org/web/20130907052733/http://swooshable.com/snot/degree/180/>), 6 pages.

Web page printout from "180-inverted » SNOT degree »The ultimate SNOT reference," Sep. 7, 2013, reference link (<https://web.archive.org/web/20130907052508/http://swooshable.com/snot/degree/180-inverted/>), 4 pages.

The Unofficial Lego Advanced Building Techniques Guide, 2007, 37 pages.

Web page printout from "SNOT techniques—Brickwiki," May 22, 2014, reference link (http://www.brickwiki.info/wiki/SNOT_techniques), 3 pages.

* cited by examiner

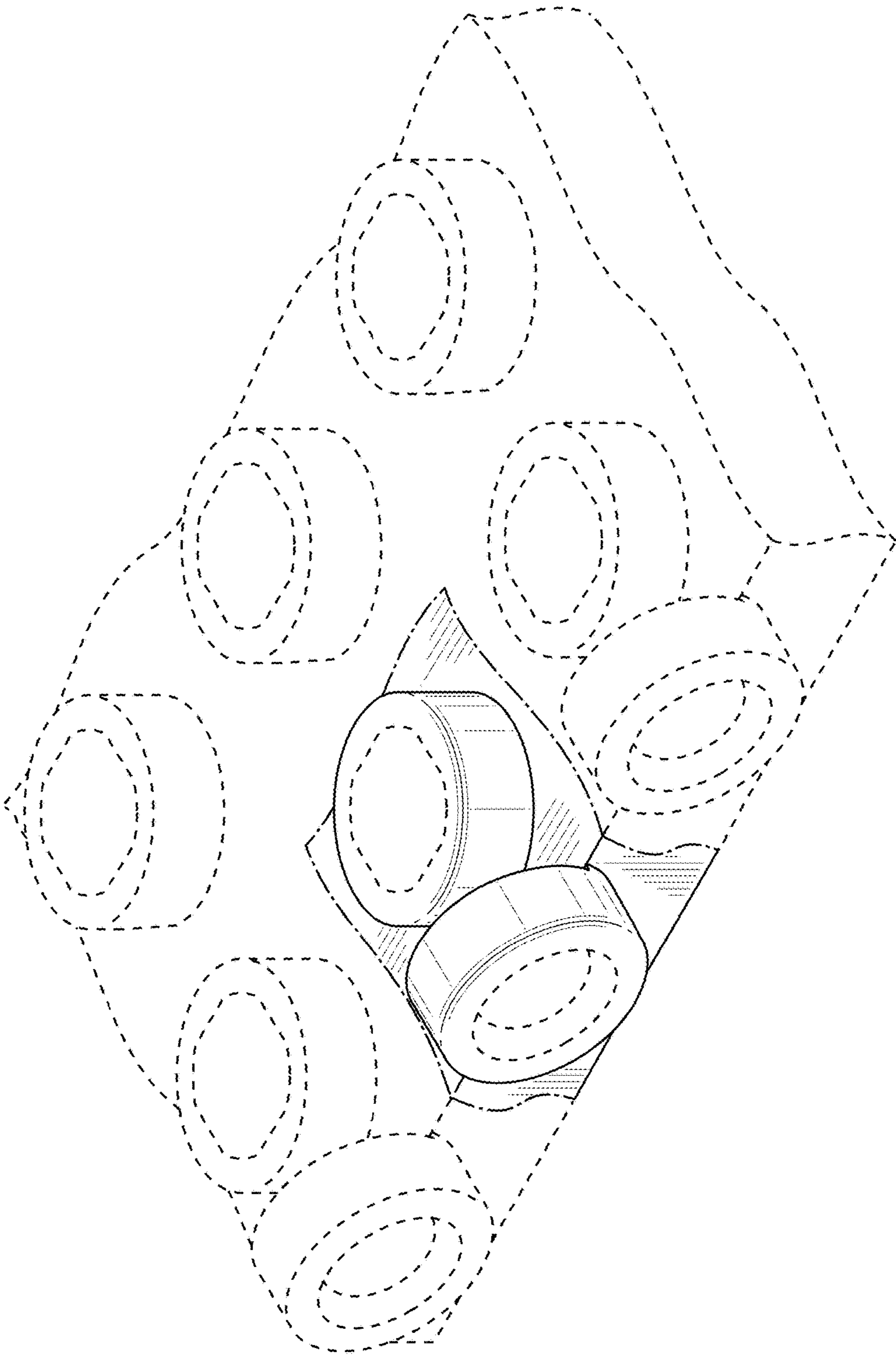


FIG. 1

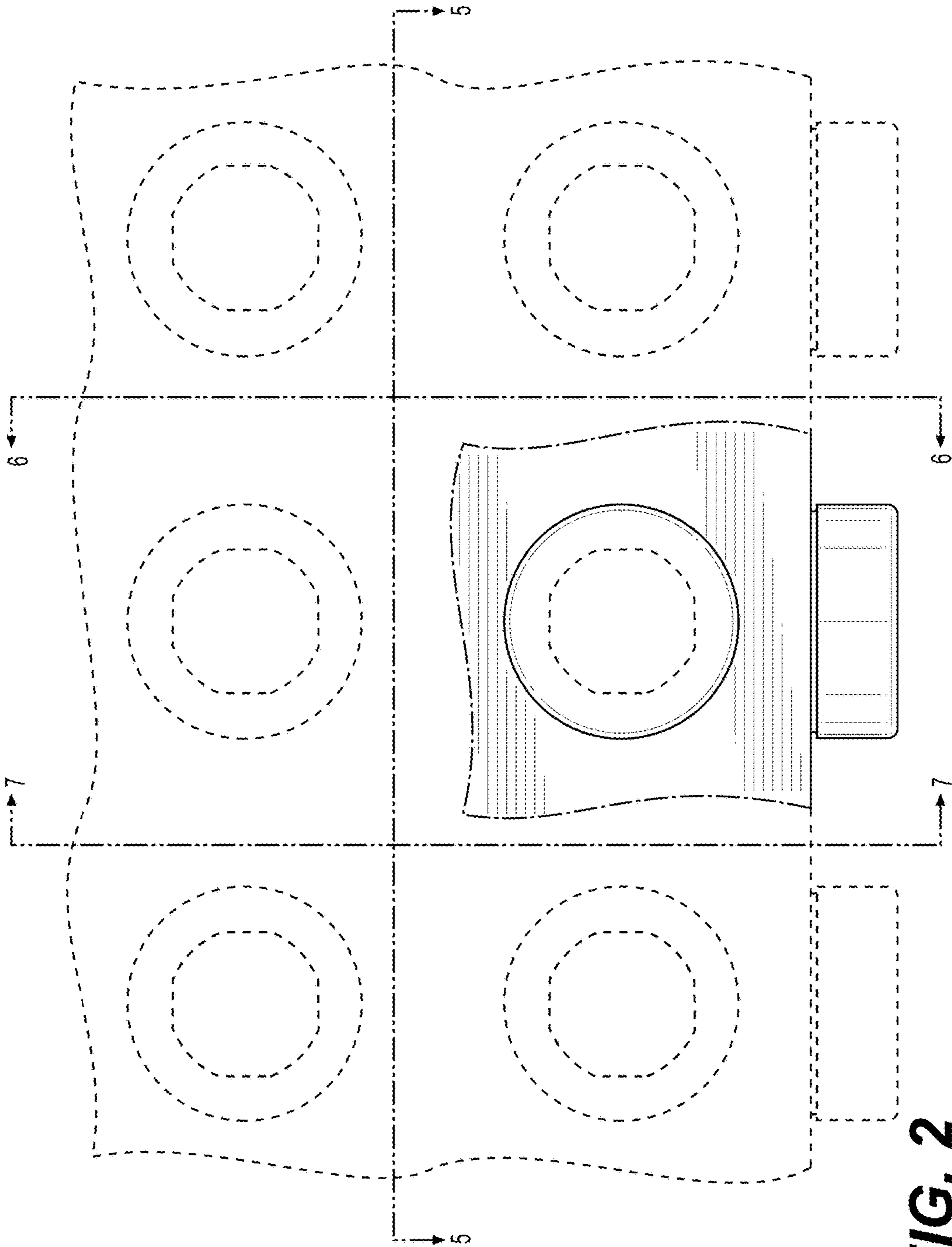


FIG. 2

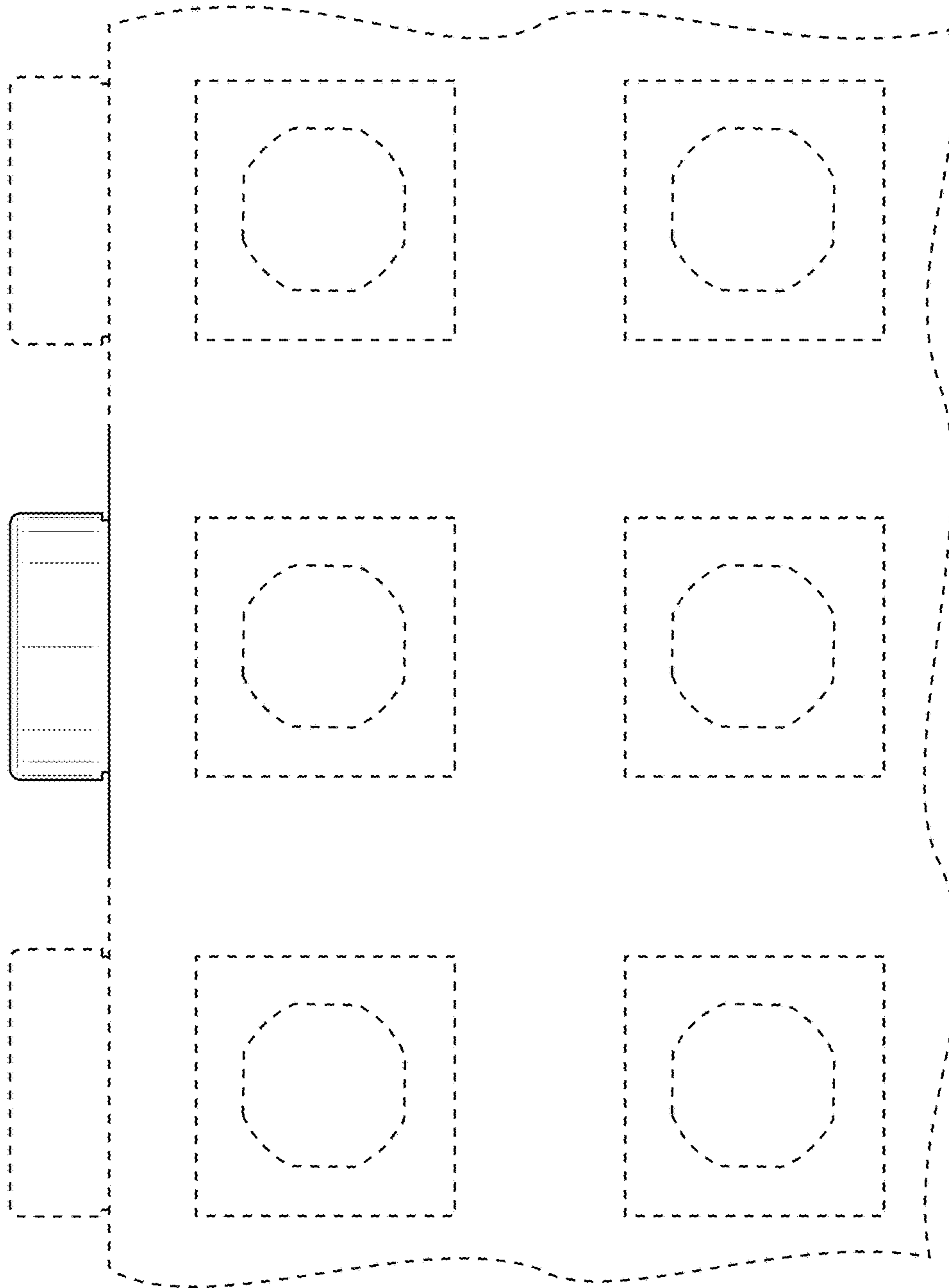


FIG. 3

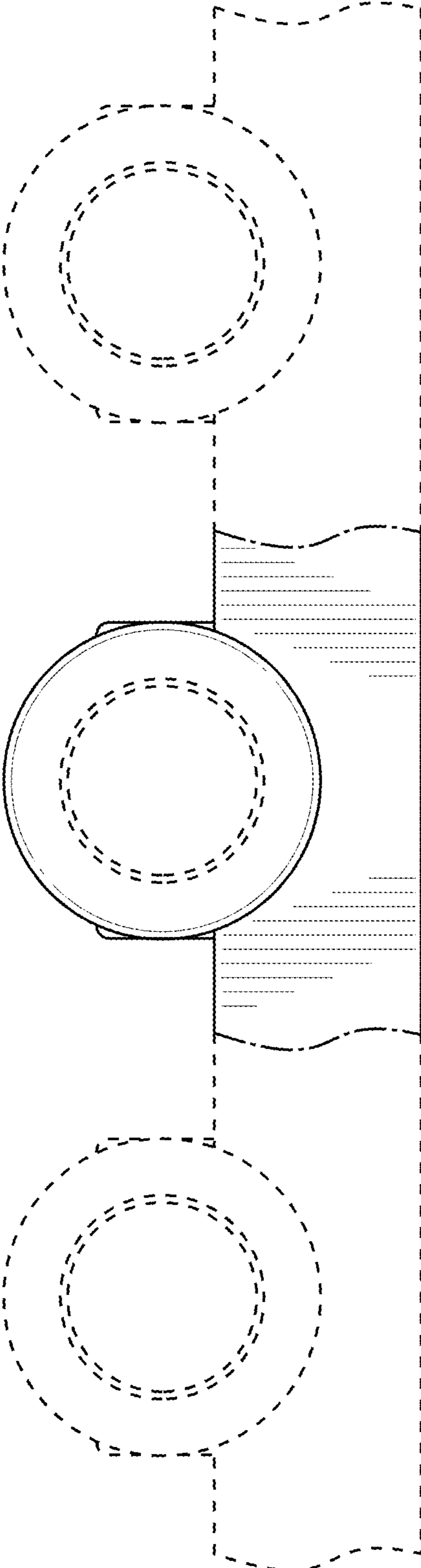


FIG. 4

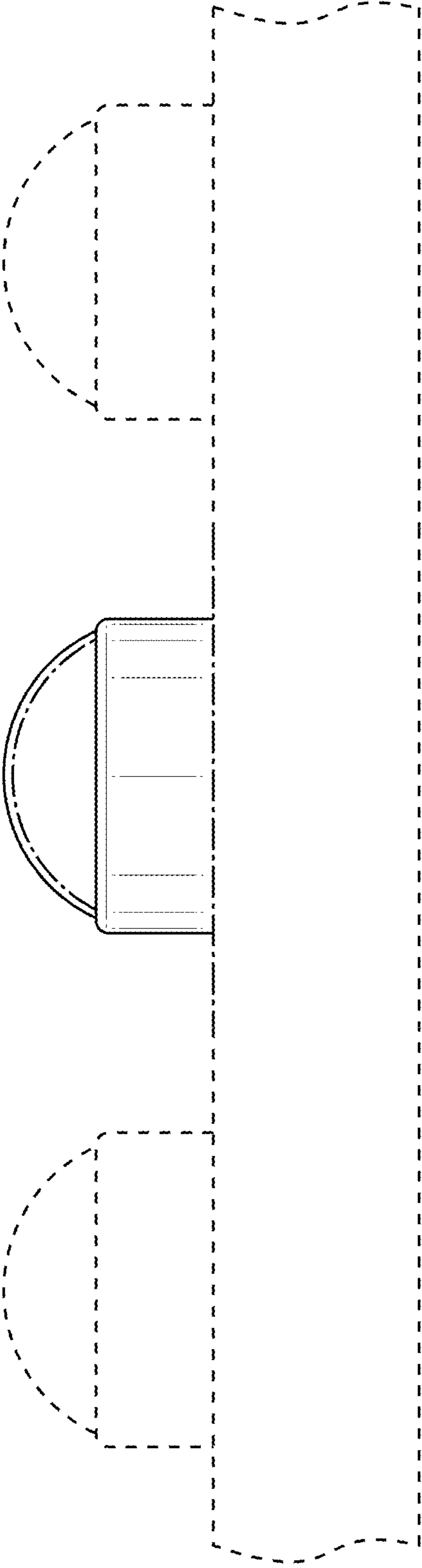


FIG. 5

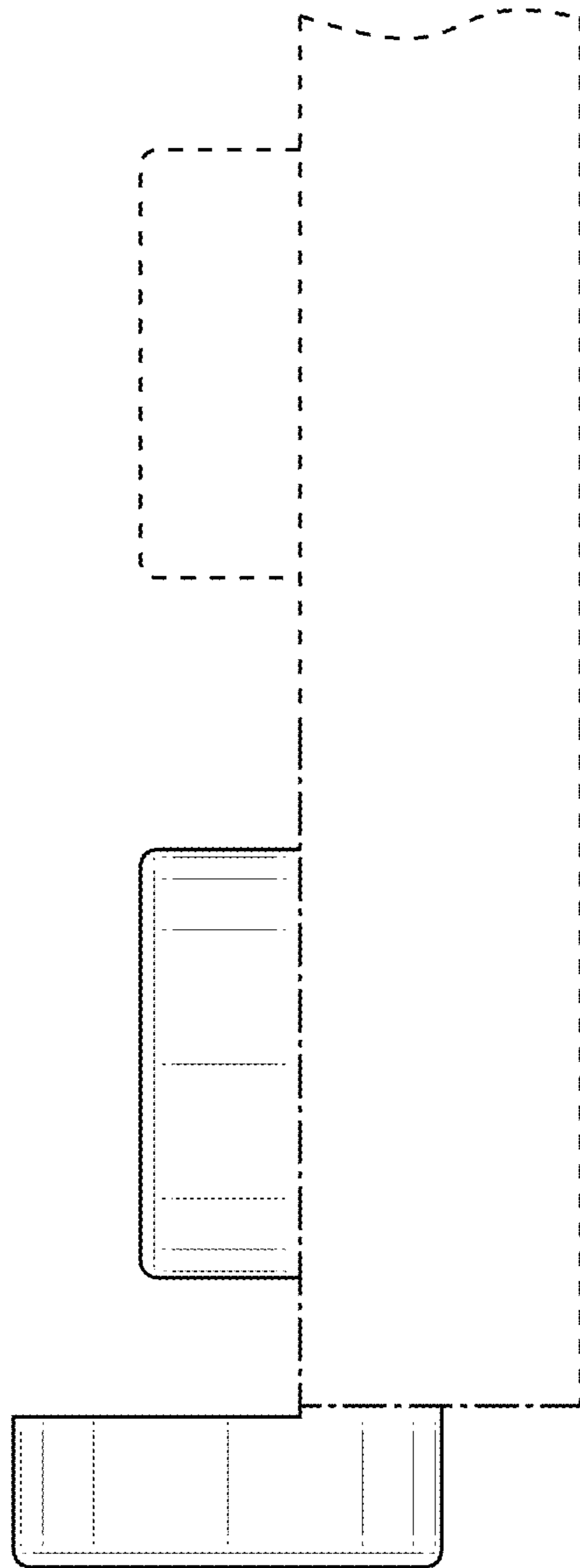


FIG. 6

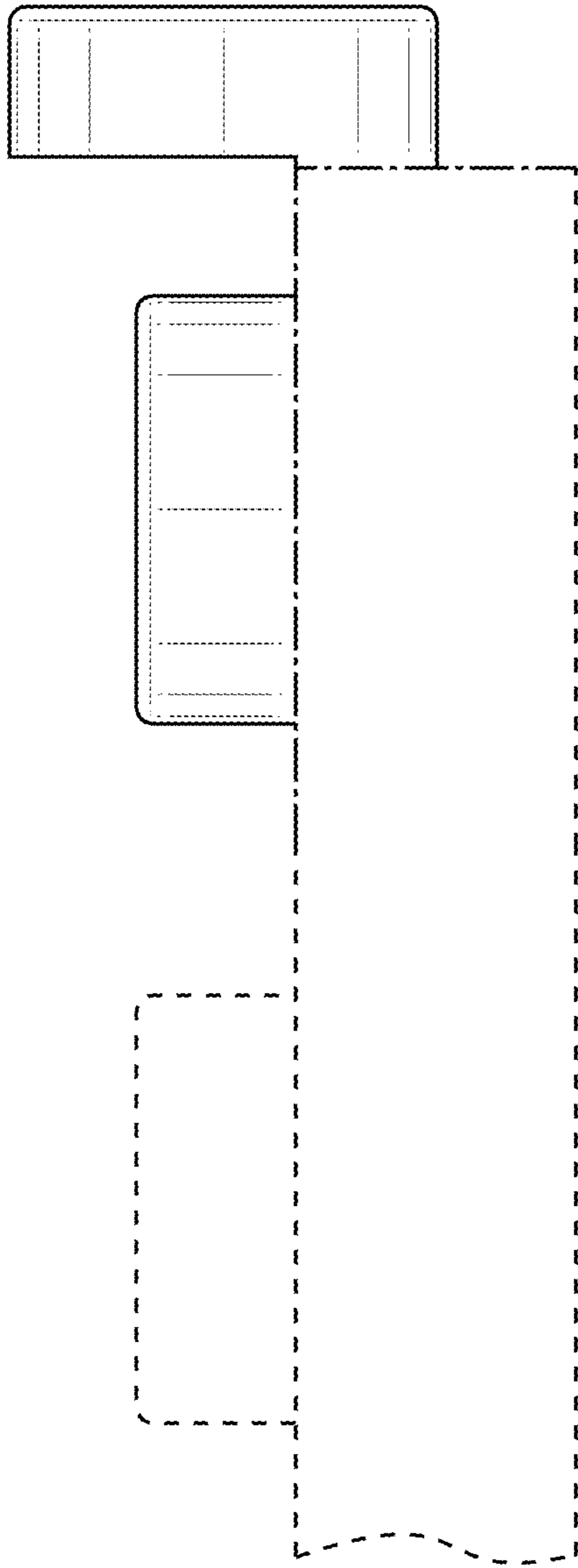


FIG. 7