



US00D841093S

(12) **United States Design Patent** (10) **Patent No.:** **US D841,093 S**
Schnug (45) **Date of Patent:** **** Feb. 19, 2019**

(54) **PEN**
(71) Applicant: **PRODIR SA**, Lamone (CH)
(72) Inventor: **Christoph Schnug**, Berlin (DE)
(73) Assignee: **PAGANI PENS, S.A.**, Cadempino (CH)
(**) Term: **15 Years**
(21) Appl. No.: **35/503,056**
(22) Filed: **Apr. 28, 2017**
(80) **Hague Agreement Data**
Int. Filing Date: **Apr. 28, 2017**
Int. Reg. No.: **DM/096073**
Int. Reg. Date: **Apr. 28, 2017**
Int. Reg. Pub. Date: **May 26, 2017**

(30) **Foreign Application Priority Data**
Dec. 22, 2016 (CH) 142928 F
(51) **LOC (11) Cl.** **19-06**
(52) **U.S. Cl.**
USPC **D19/168**
(58) **Field of Classification Search**
USPC D19/115-123, 161-179; D14/411;
D27/101; D7/635, 636, 637, 642;
D28/76, 85
CPC B43K 7/005; B43K 7/00; B43K 8/003;
B43K 5/005; B43K 21/006
See application file for complete search history.

(56) **References Cited**
U.S. PATENT DOCUMENTS
D95,135 S * 4/1935 Huber D19/170
D96,890 S * 9/1935 Bienenstein D19/163
D98,516 S * 2/1936 Hill D19/163

D170,539 S * 10/1953 Loejoy D19/174
D205,872 S * 9/1966 Parker D19/201
D229,357 S * 11/1973 Defores D19/170
D260,531 S * 9/1981 Della Beffa D19/163
D286,647 S * 11/1986 Perrin D19/173
D297,021 S * 8/1988 Grossiord D19/169
D401,277 S * 11/1998 Takemura D19/173
D416,577 S * 11/1999 Andrews D19/174
6,164,855 A * 12/2000 Perry B43K 23/008
15/443
D437,887 S * 2/2001 Porsche D19/170
D438,565 S * 3/2001 Ramsey D19/174
D455,511 S * 4/2002 Chang D26/46
D509,539 S * 9/2005 Martzloff D19/186
D606,587 S * 12/2009 Zhang D19/170
D627,392 S * 11/2010 Graff D19/169
D641,403 S * 7/2011 Parmigiani D19/168
D670,761 S * 11/2012 Fleming D19/173
D692,486 S * 10/2013 Casciotti D19/199
D694,756 S * 12/2013 Nakata D14/411
D703,751 S * 4/2014 Schweig D19/168

(Continued)

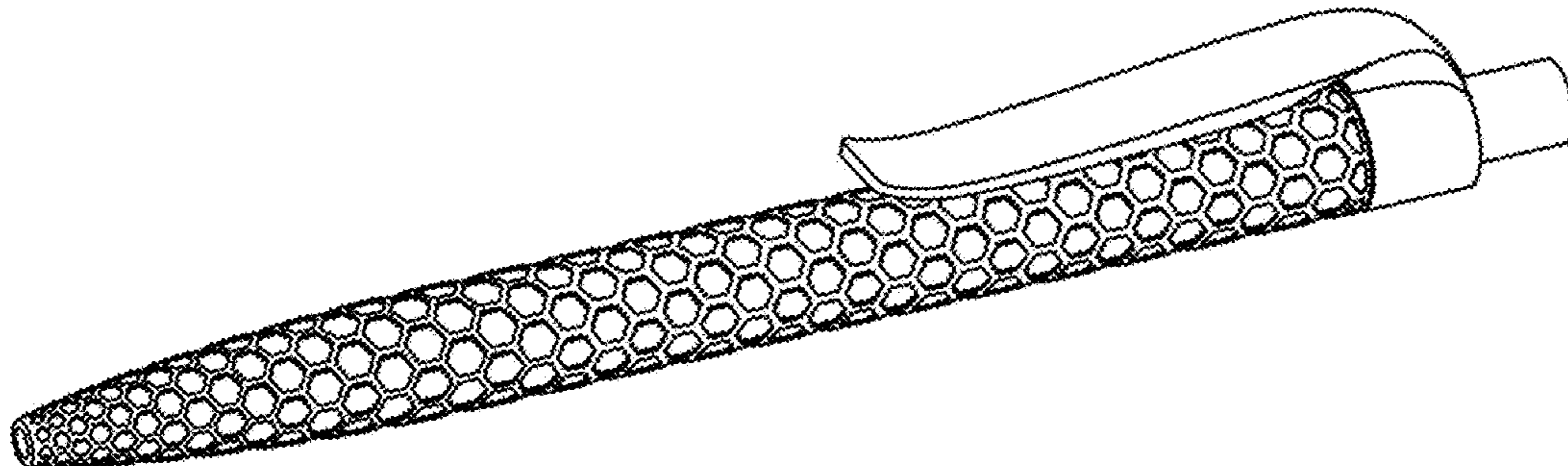
Primary Examiner — Mary Ann Calabrese
Assistant Examiner — Jennifer L Rempfer
(74) *Attorney, Agent, or Firm* — Daniel A. Tallitsch;
Baker McKenzie LLP

(57) **CLAIM**
The ornamental design for a pen, as shown and described.

DESCRIPTION

1. Pen
1.1 : Perspective
1.2 : Right
1.3 : Left
1.4 : Front
1.5 : Back
1.6 : Bottom
1.7 : Top
The broken lines showing various regions and features, including the unshaded areas therein, are for illustrative purposes only and form no part of the claimed design.

1 Claim, 7 Drawing Sheets



(56)

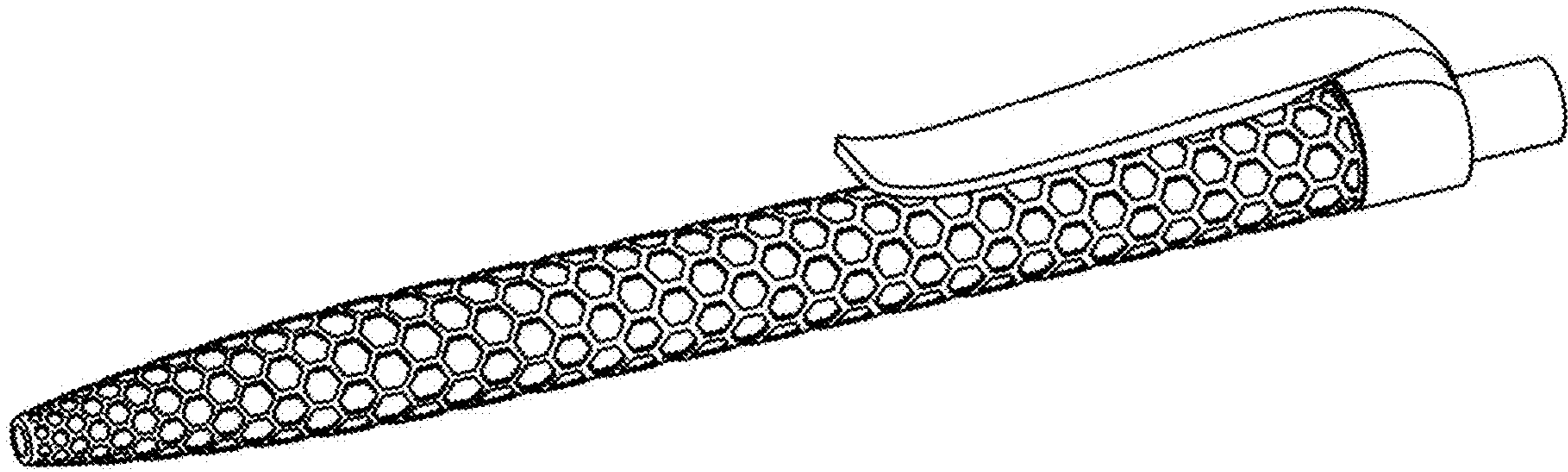
References Cited

U.S. PATENT DOCUMENTS

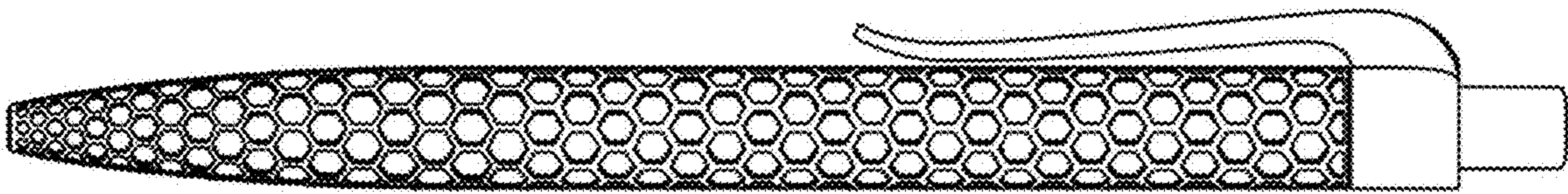
D710,941 S	*	8/2014	Casciotti	D19/177
D735,811 S	*	8/2015	Laemle	D19/192
D797,191 S	*	9/2017	Schnug	D19/171

* cited by examiner

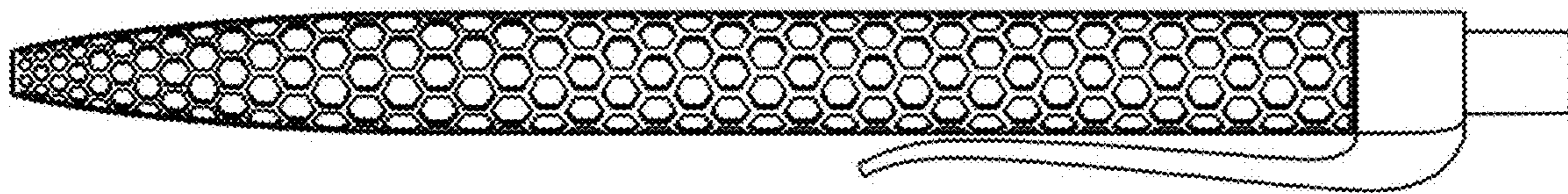
1.1



1.2



1.3



1.4



1.5



1.6



