



US00D841092S

(12) **United States Design Patent**
Houston

(10) **Patent No.:** **US D841,092 S**

(45) **Date of Patent:** **** Feb. 19, 2019**

(54) **WRITING INSTRUMENT**

(71) Applicant: **Sanford, L.P.**, Downers Grove, IL (US)

(72) Inventor: **Cole Houston**, Chicago, IL (US)

(73) Assignee: **Sanford L.P.**, Atlanta, GA (US)

(**) Term: **15 Years**

(21) Appl. No.: **29/609,443**

(22) Filed: **Jun. 30, 2017**

(51) **LOC (11) Cl.** **19-06**

(52) **U.S. Cl.**
USPC **D19/164**

(58) **Field of Classification Search**
USPC D14/411; D19/115–204
CPC . B43K 5/005; B43K 7/12; B43K 8/04; B43K
8/06; B43K 19/00; B43K 19/02; B43K
19/14; B43K 21/006; B43K 21/06
See application file for complete search history.

(56) **References Cited**

U.S. PATENT DOCUMENTS

D254,912 S *	5/1980	Ito	D19/164
D286,547 S *	11/1986	Koizumi	D19/169
D294,599 S *	3/1988	Funahashi	D19/168
D294,600 S *	3/1988	Funahashi	D19/168
D306,316 S *	2/1990	Shintani	D19/117
D323,529 S *	1/1992	Rousseau	D19/168
D410,029 S *	5/1999	Melnick	D19/168
D425,119 S *	5/2000	Andrews	D19/168
D448,407 S *	9/2001	Huang	D19/169
D467,970 S *	12/2002	Pellissa Beneyto	D19/169
D547,375 S *	7/2007	Gerules	D19/168

D568,932 S *	5/2008	Qiu	D19/166
D601,627 S *	10/2009	Liu	D19/169
D605,700 S *	12/2009	Ma	D19/168
D611,098 S *	3/2010	Collin	D19/169
D641,402 S *	7/2011	Tan	D19/166
D648,385 S *	11/2011	Guo	D19/166
D666,671 S *	9/2012	Liu	D19/168
D699,290 S *	2/2014	Jiang	D19/164
D783,022 S *	4/2017	Sirota	D14/411
D818,621 S *	5/2018	Kunzendorf	D26/49

* cited by examiner

Primary Examiner — Elizabeth A. Albert

(74) *Attorney, Agent, or Firm* — Eversheds Sutherland
(US) LLP

(57) **CLAIM**

The ornamental design for a “writing instrument,” as shown and described.

DESCRIPTION

FIG. 1 is a perspective view of a writing instrument showing a new design;

FIG. 2 is a front view thereof;

FIG. 3 is a back view thereof;

FIG. 4 is a left view thereof;

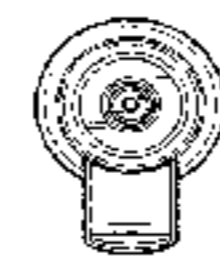
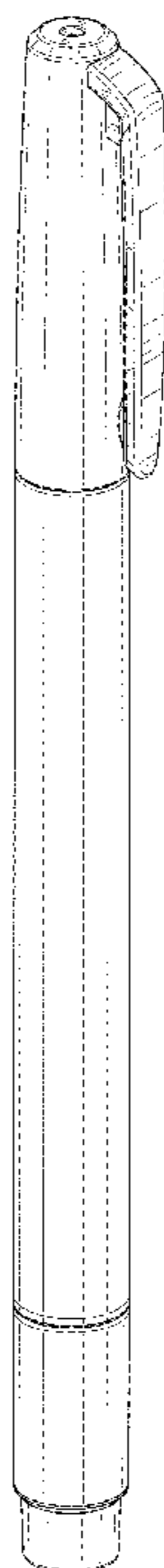
FIG. 5 is a right view thereof;

FIG. 6 is a top view thereof; and,

FIG. 7 is a bottom view thereof.

The broken lines in the drawing of FIG. 7 are included for the purpose of showing portions of the writing instrument that form no part of the claimed design.

1 Claim, 4 Drawing Sheets



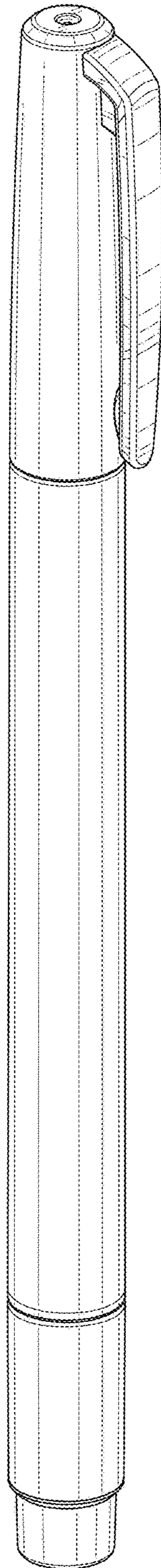


FIG. 1




FIG. 2




FIG. 3




FIG. 4




FIG. 5

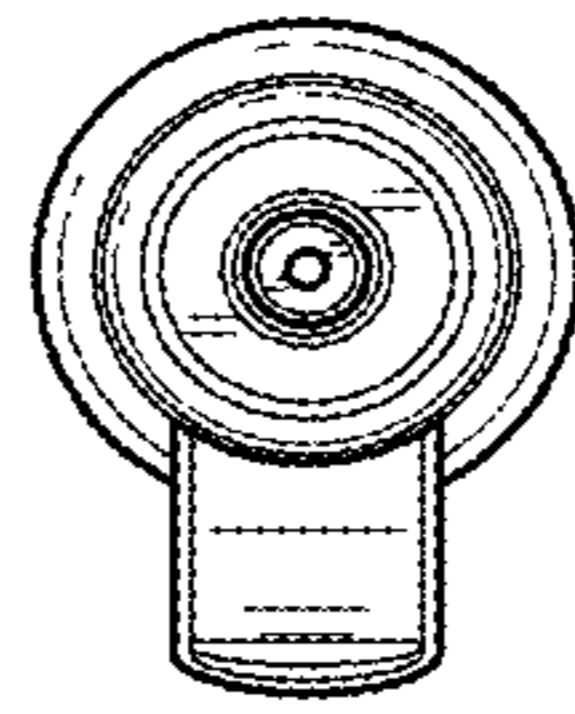


FIG. 6

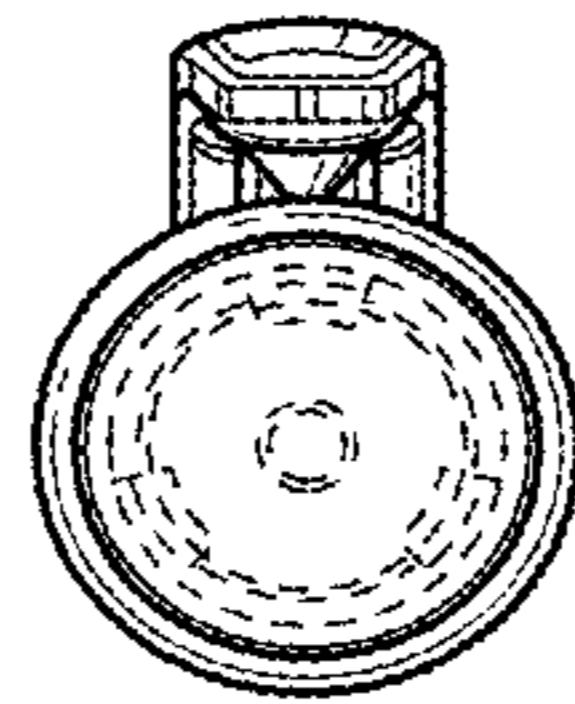


FIG. 7