



US00D841048S

(12) **United States Design Patent**
Penacho et al.

(10) **Patent No.:** **US D841,048 S**

(45) **Date of Patent:** **** Feb. 19, 2019**

(54) **DISPLAY SCREEN OR PORTION THEREOF WITH TRANSITIONAL GRAPHICAL USER INTERFACE**

(71) Applicant: **Aristocrat Technologies Australia Pty Limited**, North Ryde, NSW (AU)

(72) Inventors: **Gary Penacho**, Henderson, NV (US);
Thomas Tuomey, Las Vegas, NV (US)

(73) Assignee: **ARISTOCRAT TECHNOLOGIES AUSTRALIA PTY LIMITED** (AU)

(**) Term: **15 Years**

(21) Appl. No.: **29/616,120**

(22) Filed: **Sep. 1, 2017**

(51) **LOC (11) Cl.** **14-04**

(52) **U.S. Cl.**
USPC **D14/488**; D14/486

(58) **Field of Classification Search**
USPC D14/485-488
CPC G06F 3/04847; G06F 3/0485; G06F 3/048;
G06F 3/0488; H04N 1/00477; A63F
2001/001
See application file for complete search history.

(56) **References Cited**

U.S. PATENT DOCUMENTS

D299,142 S *	12/1988	Berg	D14/486
D479,243 S *	9/2003	Ohashi	D14/486
D628,583 S *	12/2010	Kurozumi	D14/486
D658,195 S *	4/2012	Cranfill	D14/486
D664,550 S *	7/2012	Lee	D14/485
D668,671 S *	10/2012	Zaman	D14/488
D669,091 S *	10/2012	Cranfill	D14/486
D676,862 S *	2/2013	Ho Kushner	D14/486
D695,779 S *	12/2013	Edwards	D14/488
D697,938 S *	1/2014	Lee	D14/486
D750,659 S *	3/2016	Cranfill	D14/486

D765,136 S *	8/2016	Lee	D14/488
D790,590 S *	6/2017	Hart	D14/488
D791,173 S *	7/2017	Hart	D14/488
D794,661 S *	8/2017	Nishizawa	D14/486
D801,995 S *	11/2017	Cho	D14/486
D814,496 S *	4/2018	Bachman	D14/486
2002/0047238 A1 *	4/2002	Ainsworth	G07F 17/3265 273/292
2015/0018070 A1 *	1/2015	Meyer	G07F 17/34 463/20
2016/0189471 A1 *	6/2016	Penacho	G07F 17/326 463/20

* cited by examiner

Primary Examiner — Darlington Ly

Assistant Examiner — Katherine A Holbrow

(74) *Attorney, Agent, or Firm* — McAndrews, Held & Malloy, Ltd.

(57) **CLAIM**

The ornamental design for a display screen or portion thereof with transitional graphical user interface, as shown and described.

DESCRIPTION

FIG. 1 is the first image in a sequence of a display screen or portion thereof with transitional graphical user interface, showing our new design;



FIG. 2 is the second image thereof; and,

FIG. 3 is the third image thereof.

The dashed broken line perimeter in the drawings illustrates a display screen or portion thereof and forms no part of the claimed design. The remaining dashed broken lines in the drawings illustrate portions of the graphical user interface that form no part of the claimed design.

The appearance of the transitional image sequentially transitions between the images shown in FIGS. 1-3. The process or period in which one image transitions to another image forms no part of the claimed design.

1 Claim, 3 Drawing Sheets







FIG. 1



enim In justo enere
TINCIDUNTDUIS FRINGILLA




FIG. 2




FIG. 3