

US00D841025S

(12) **United States Design Patent** (10) **Patent No.:** **US D841,025 S**
King et al. (45) **Date of Patent:** **** Feb. 19, 2019**

(54) **DISPLAY SCREEN OR PORTION THEREOF WITH A TRANSITIONAL GRAPHICAL USER INTERFACE**

(71) Applicant: **Domo, Inc.**, American Fork, UT (US)

(72) Inventors: **Brandon King**, Salt Lake City, UT (US); **Nathan Thomson**, Provo, UT (US)

(73) Assignee: **Domo, Inc.**, American Fork, UT (US)

(**) Term: **15 Years**

(21) Appl. No.: **29/622,485**

(22) Filed: **Oct. 17, 2017**

(51) **LOC (11) Cl.** **14-04**

(52) **U.S. Cl.**
USPC **D14/485**

(58) **Field of Classification Search**
USPC D14/485–495
CPC G06T 13/00; G06T 13/80; G06F 3/04845
See application file for complete search history.

(56) **References Cited**

U.S. PATENT DOCUMENTS

D638,432 S *	5/2011	Flik	D14/486
D638,433 S *	5/2011	Urdan	D14/488
D679,719 S *	4/2013	Lee	D14/486
D708,207 S *	7/2014	Yang	D14/488
D709,516 S *	7/2014	Nakada	D14/486
D765,702 S *	9/2016	Song	D14/486
D772,239 S *	11/2016	Lim	D14/485
D785,664 S *	5/2017	Yao	D14/486
D788,806 S *	6/2017	Anzures	D14/486
9,740,381 B1 *	8/2017	Chaudhri G06F 3/04845	
D807,378 S *	1/2018	Imamura	D14/485
D813,879 S *	3/2018	Yamazaki	D14/485
D815,120 S *	4/2018	Watanabe	D14/485
D817,978 S *	5/2018	Kato	D14/485
D818,474 S *	5/2018	Kato	D14/485

D824,412 S * 7/2018 Anzures D14/486

* cited by examiner

Primary Examiner — Richelle G Shelton

(74) *Attorney, Agent, or Firm* — Patent Law Works LLP

(57) **CLAIM**

The ornamental design for a display screen or portion thereof with a graphical user interface, as shown and described.

DESCRIPTION

FIG. 1 is a front view of the first image of a display screen or portion thereof with a transitional graphical user interface showing the new design.

FIG. 2 is a front view of the second image of the display screen or portion thereof with a transitional graphical user interface showing the new design.

FIG. 3 is a front view of the third image of the display screen or portion thereof with a transitional graphical user interface showing the new design.

FIG. 4 is a front view of the fourth image of the display screen or portion thereof with a transitional graphical user interface showing the new design.

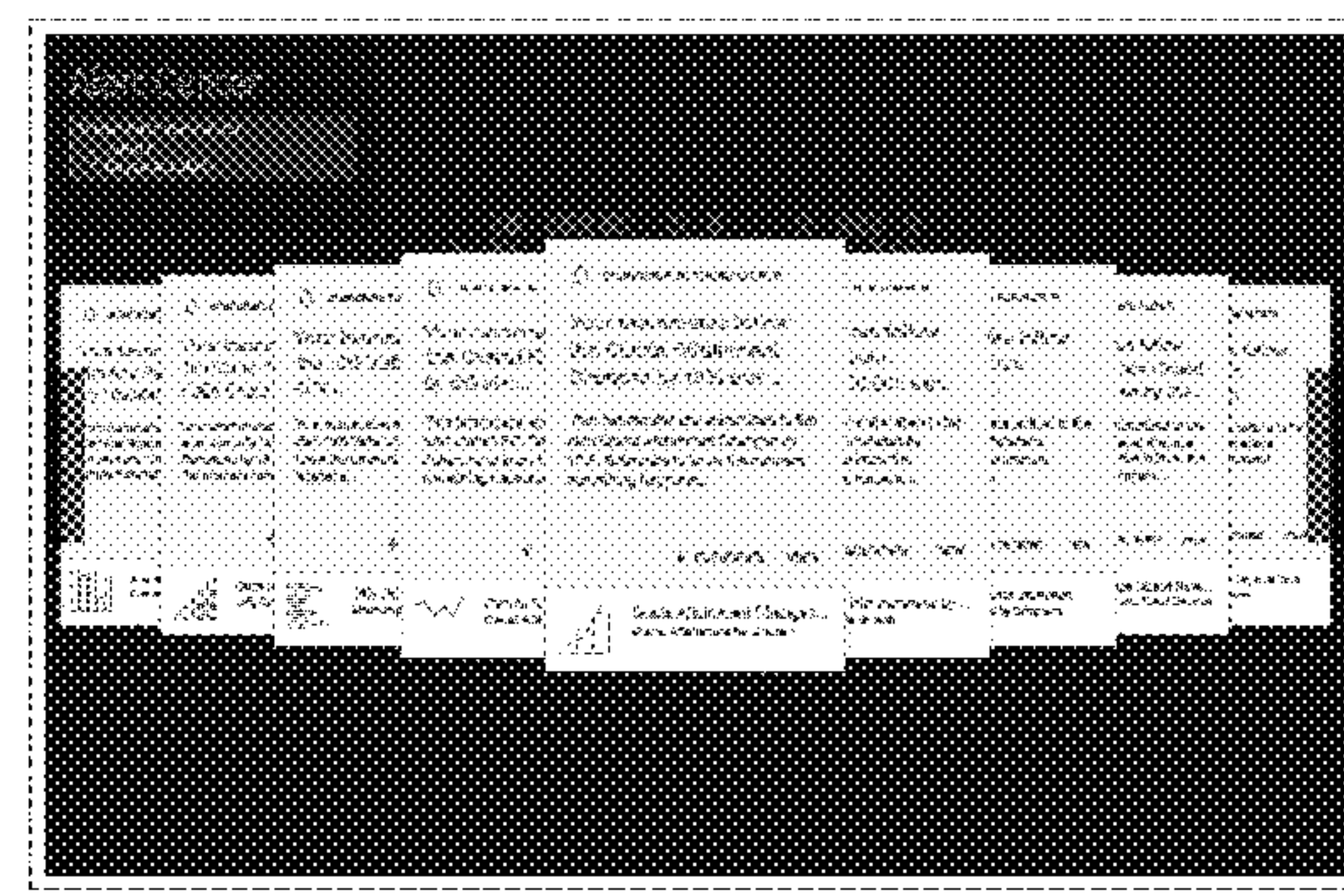

FIG. 5 is a front view of the fifth image of the display screen or portion thereof with a transitional graphical user interface showing the new design.

FIG. 6 is a front view of the sixth image of the display screen or portion thereof with a transitional graphical user interface showing the new design; and,

FIG. 7 is a front view of the seventh image of the display screen or portion thereof with a transitional graphical user interface showing the new design.

The appearance of the transitional image sequentially transitions between the images shown in FIGS. 1-7. The process or period in which one image transitions to another forms no part of the claimed design. The broken lines represent the display screen or portion thereof, text, and graphic elements that form no part of the claimed design

1 Claim, 7 Drawing Sheets



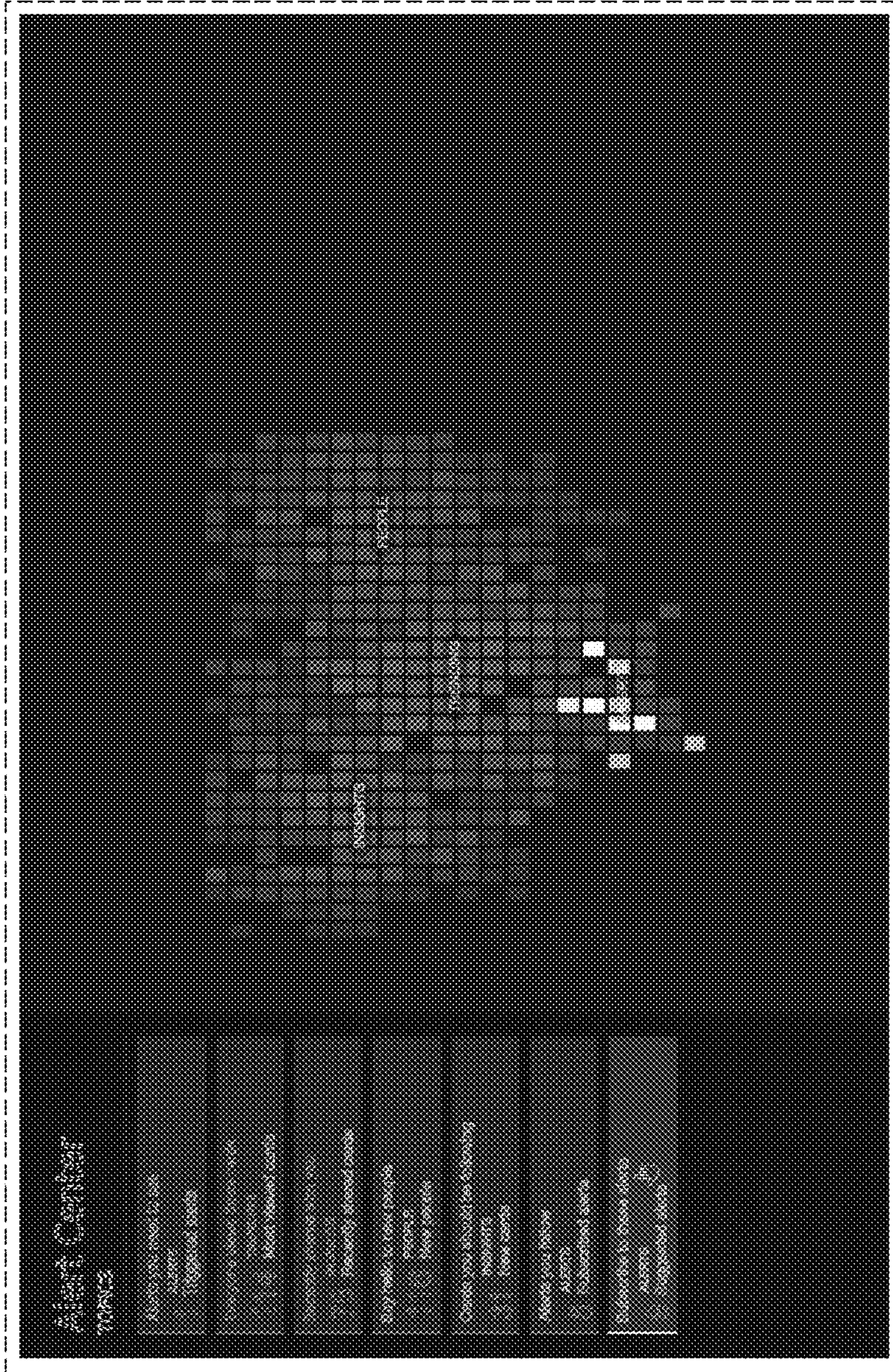


Fig. 1

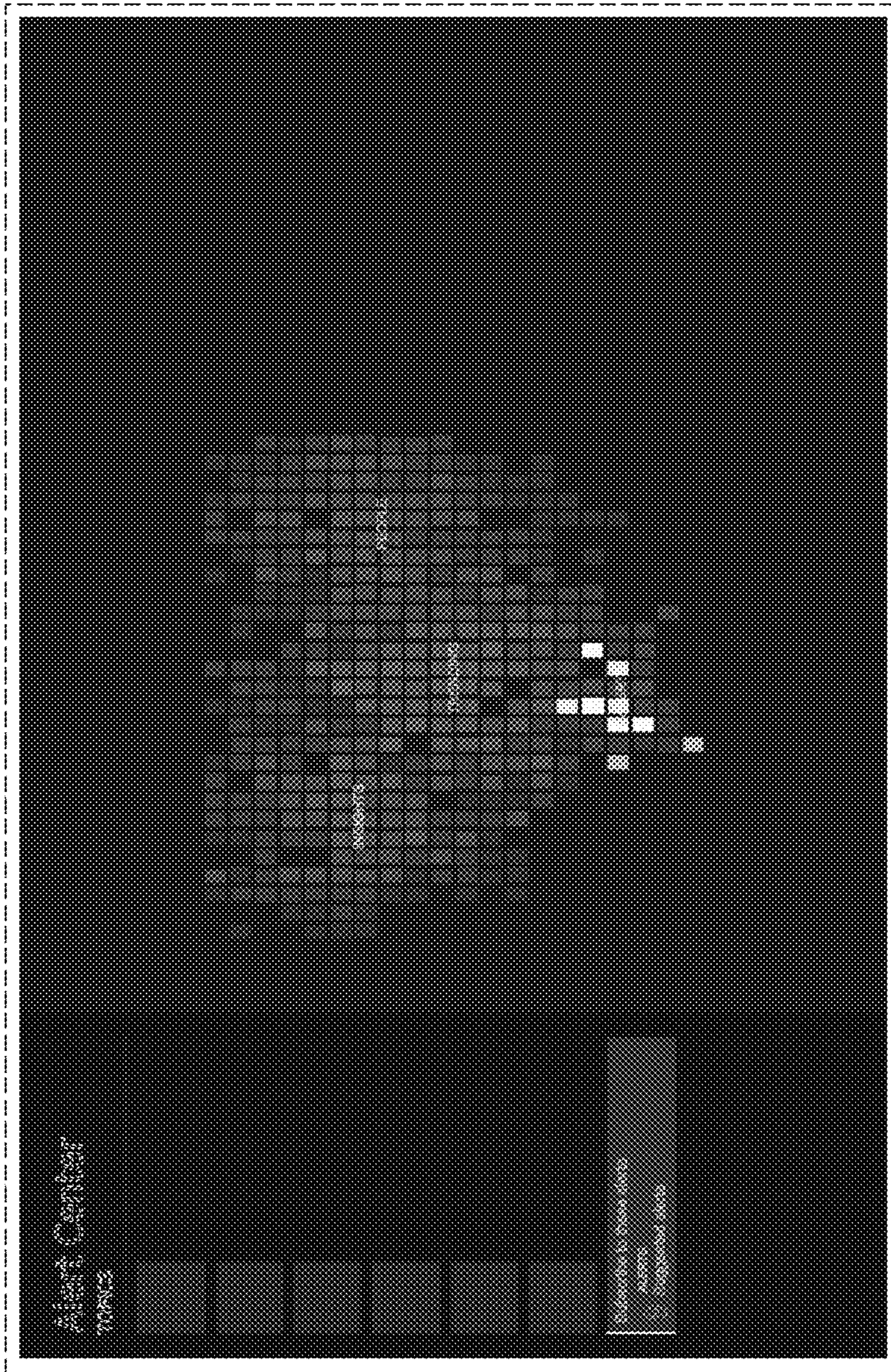


Fig. 2



Fig. 3

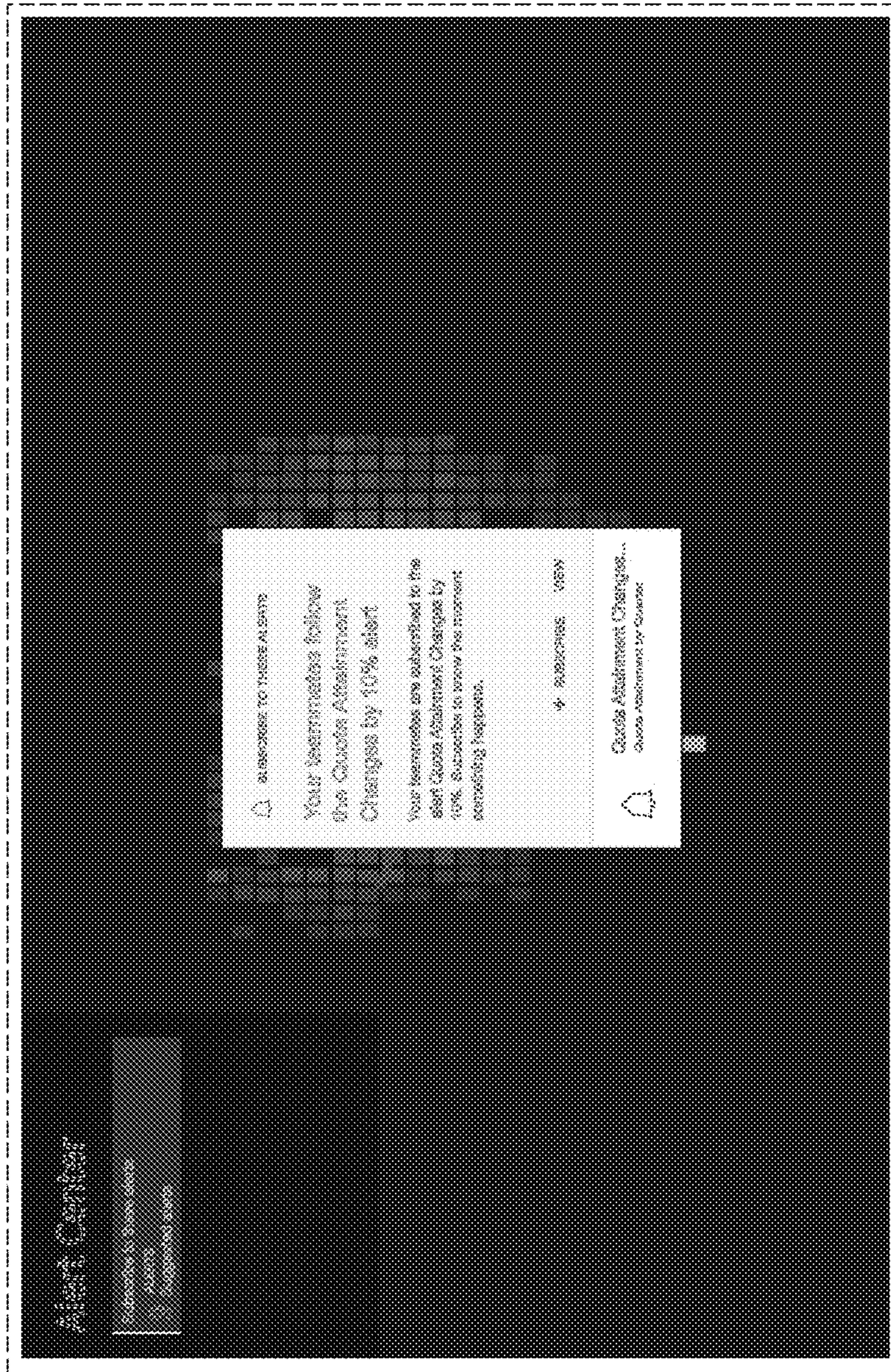


Fig. 4

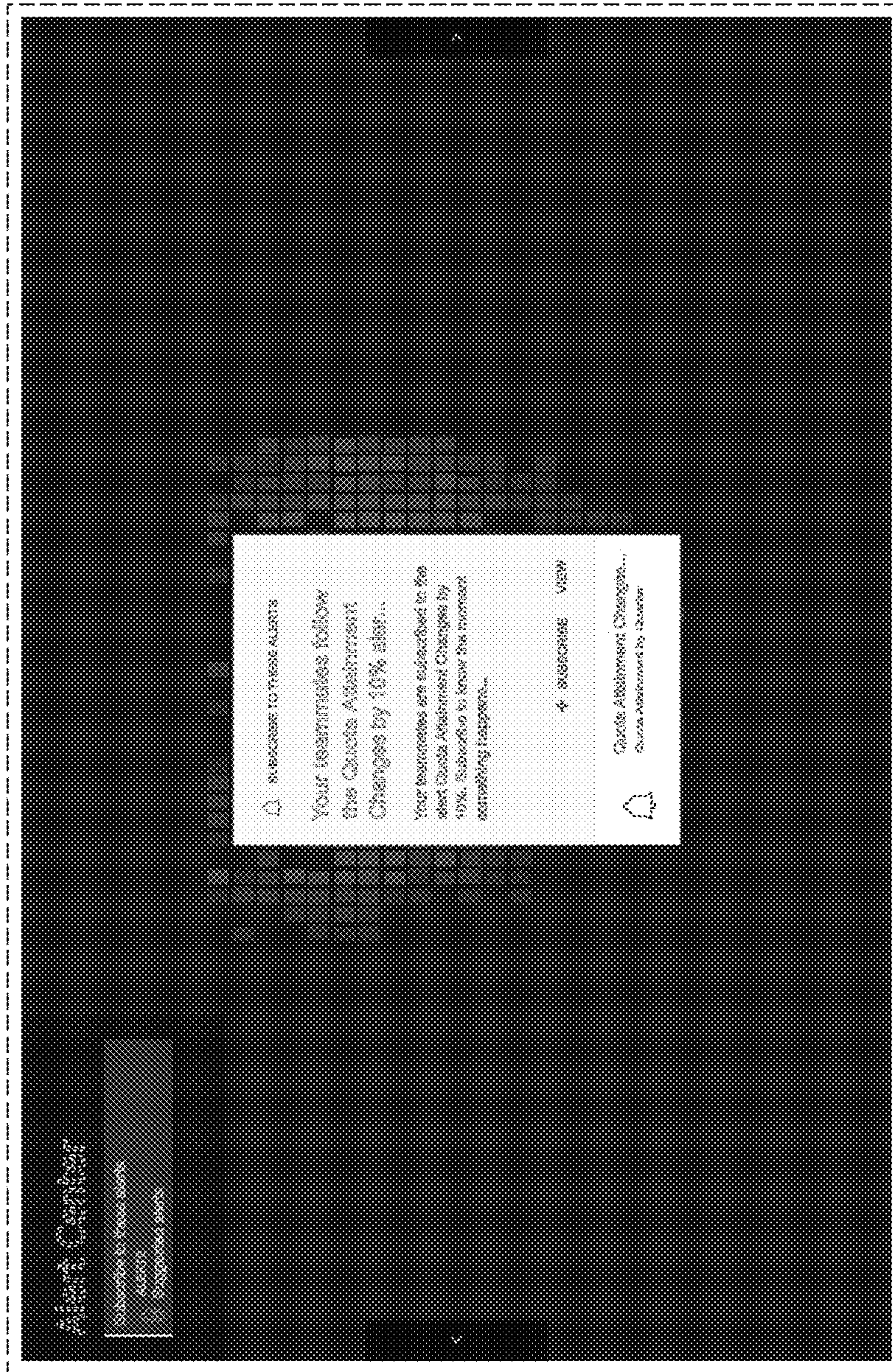


Fig. 5

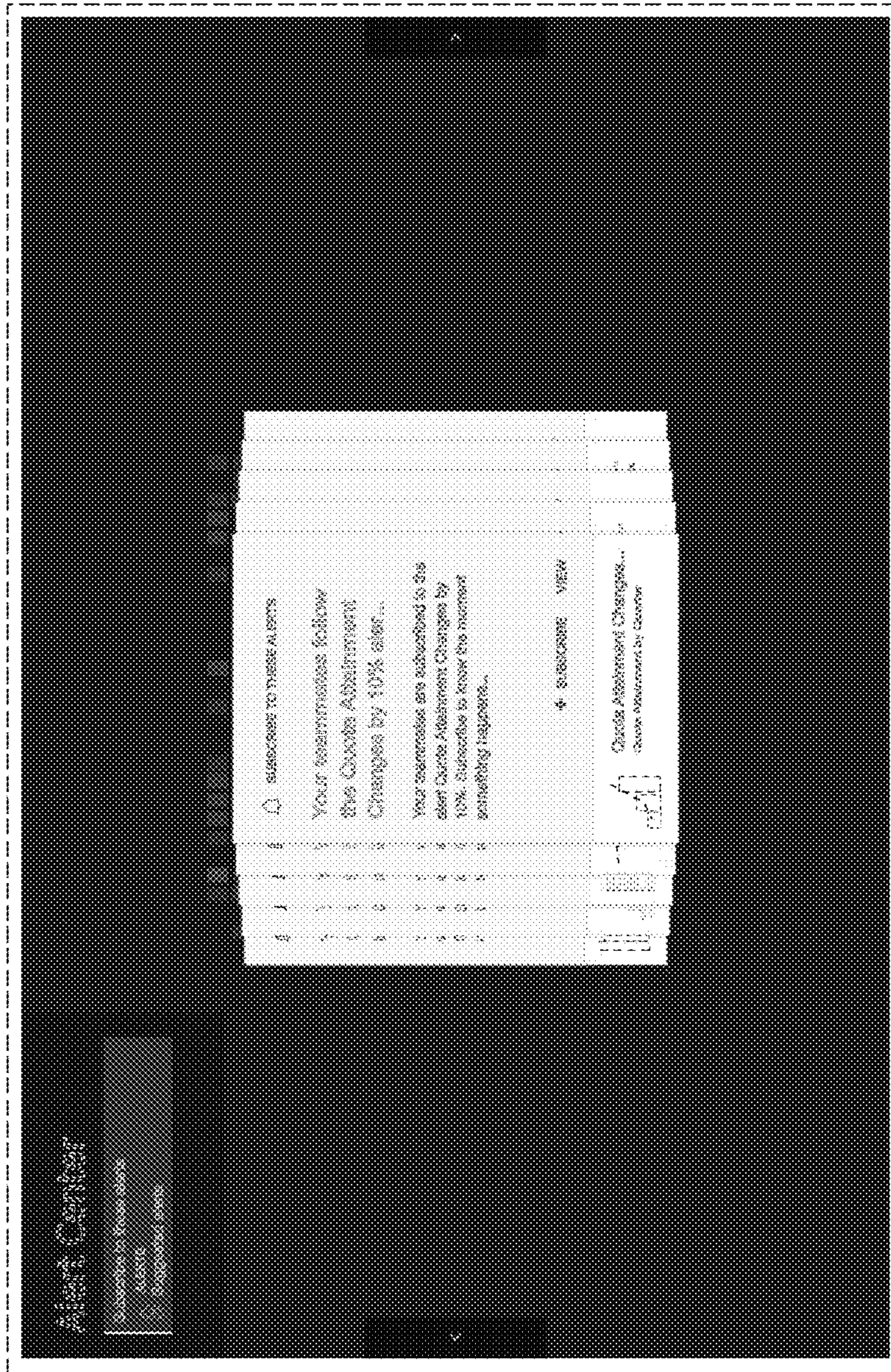


Fig. 6

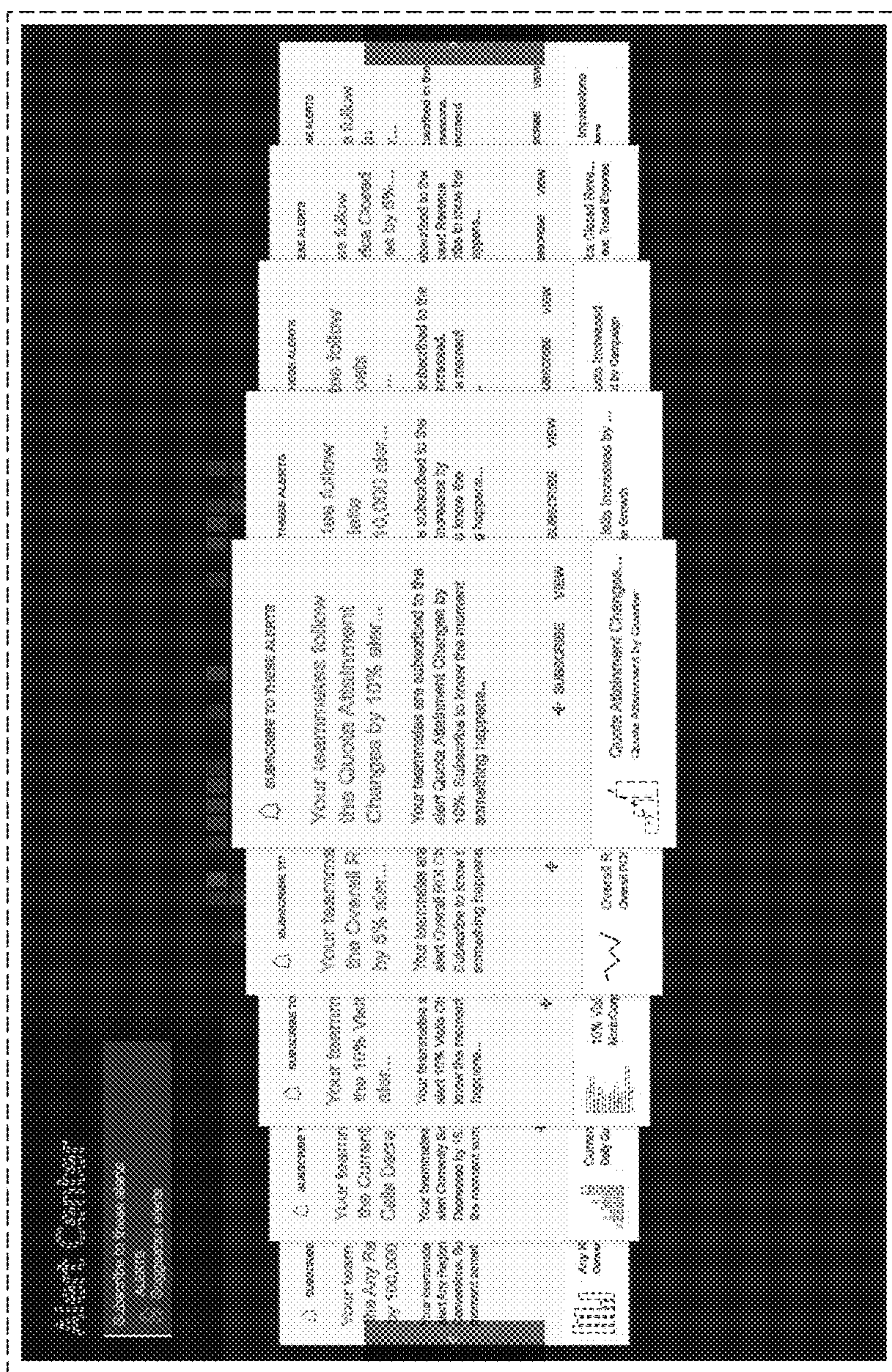


Fig. 7