



US00D841023S

(12) **United States Design Patent**
Millett

(10) **Patent No.:** **US D841,023 S**

(45) **Date of Patent:** **** Feb. 19, 2019**

(54) **DISPLAY SCREEN OR PORTION THEREOF WITH A GRAPHICAL USER INTERFACE**

(71) Applicant: **Domo, Inc.**, American Fork, UT (US)

(72) Inventor: **Troy Millett**, Lindon, UT (US)

(73) Assignee: **DOMO, INC.**, American Fork, UT (US)

(**) Term: **15 Years**

(21) Appl. No.: **29/614,988**

(22) Filed: **Aug. 24, 2017**

(51) **LOC (11) Cl.** **14-04**

(52) **U.S. Cl.**
USPC **D14/485**

(58) **Field of Classification Search**
USPC D14/485–495
CPC G06T 13/00; G06T 13/80; G06F 3/04845
See application file for complete search history.

(56) **References Cited**

U.S. PATENT DOCUMENTS

7,859,534	B2 *	12/2010	Fujii	H04L 1/205 345/440
D685,814	S *	7/2013	Bork	D14/486
D703,690	S *	4/2014	MacCubbin	D14/488
D714,335	S *	9/2014	Cojuangco	D14/486
D727,942	S *	4/2015	Angelides	D14/486
D754,174	S *	4/2016	Kim	D14/486
D756,373	S *	5/2016	Raskin	D14/485
D763,277	S *	8/2016	Ahmed	D14/485
D764,507	S *	8/2016	Gansca	D14/486
D775,635	S *	1/2017	Raji	D14/485
D786,896	S *	5/2017	Kim	D14/485

D795,272	S *	8/2017	Laing	D14/485
D798,886	S *	10/2017	Prophete	D14/485
D801,991	S *	11/2017	Jon	D14/485
2016/0307344	A1 *	10/2016	Monnier	G06T 11/206
2016/0335853	A1 *	11/2016	Hirato	G07F 17/3213
2016/0357407	A1 *	12/2016	Rogoway	G06T 13/80
2016/0357425	A1 *	12/2016	Radakovitz	G06F 3/0481
2016/0377309	A1 *	12/2016	Abiprojo	F24F 11/0086 700/276
2017/0076471	A1 *	3/2017	Prophete	G06T 11/206
2017/0088426	A1 *	3/2017	Sarkar	C01B 31/043
2017/0348442	A1 *	12/2017	Liu	A61K 51/088
2018/0028650	A1 *	2/2018	Sagi	A61K 45/06

* cited by examiner

Primary Examiner — Richelle G Shelton

(74) *Attorney, Agent, or Firm* — Patent Law Works LLP

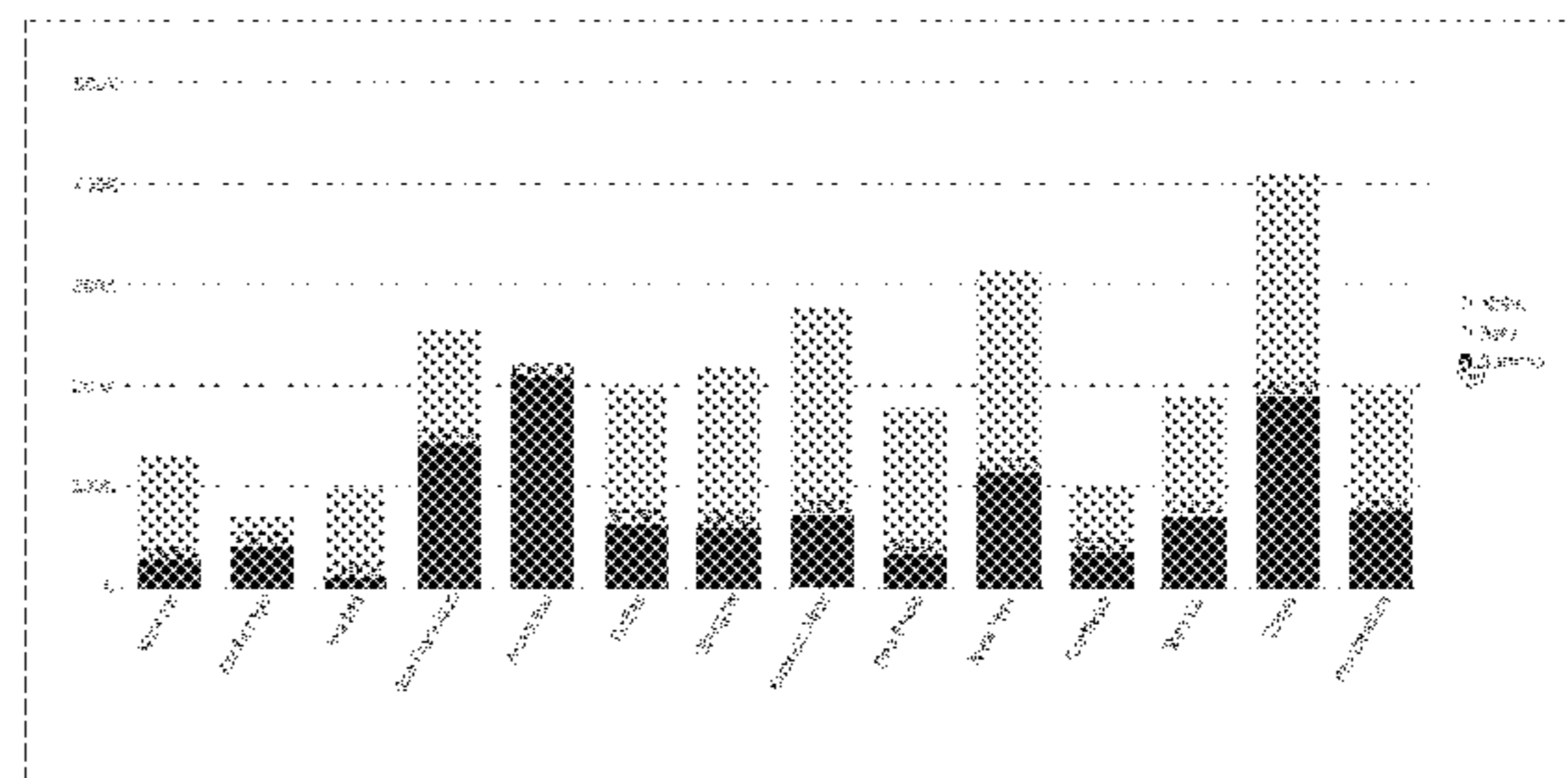
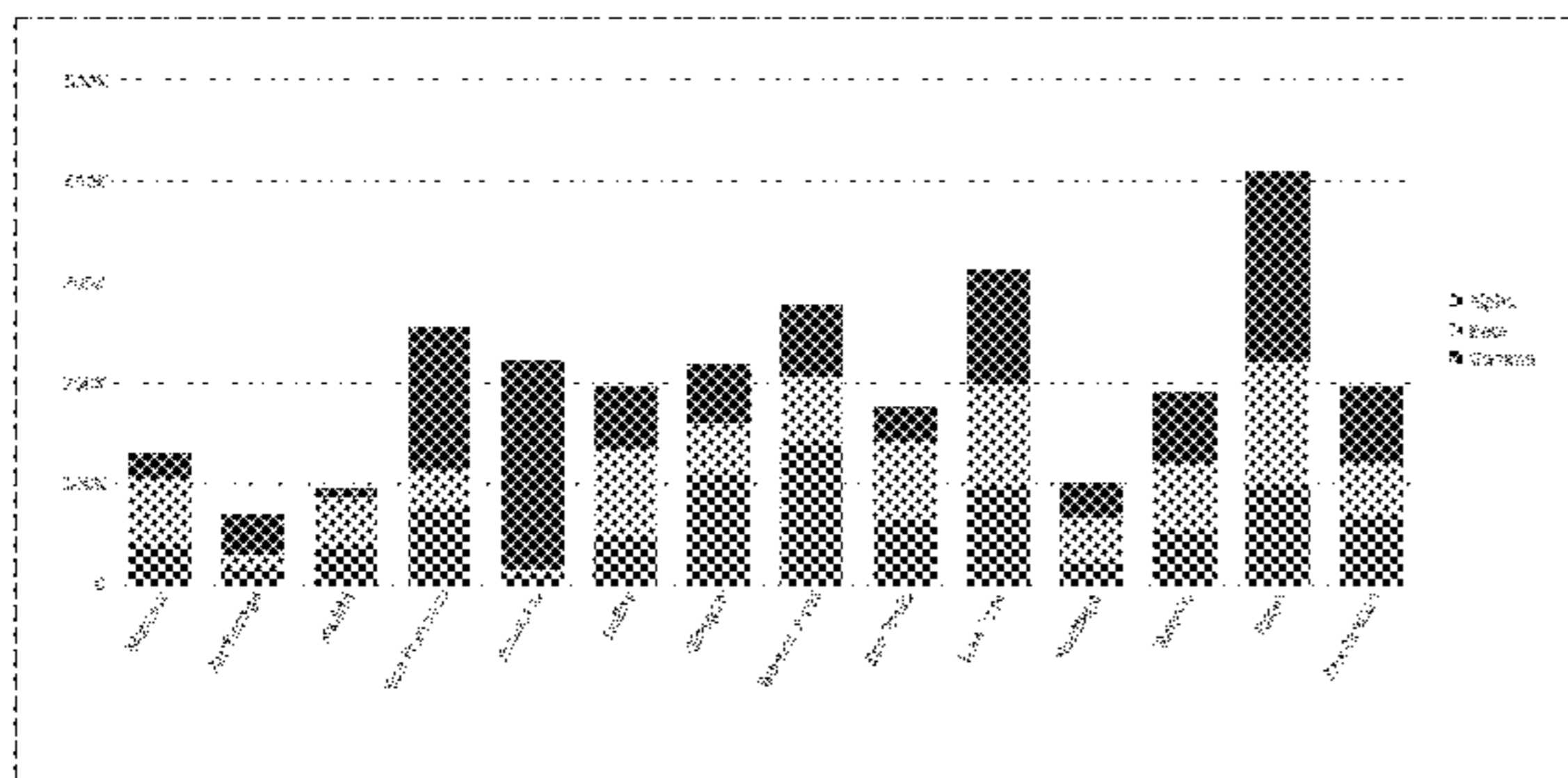
(57) **CLAIM**

The ornamental design for a display screen or portion thereof with a graphical user interface, as shown and described.

DESCRIPTION

FIG. 1 is a front view of a display screen or portion thereof with a graphical user interface showing the new design; and, FIG. 2 is a front view of the display screen or portion thereof with the graphical user interface showing the new design. The appearance of the transitional image sequentially transitions between the images shown in FIGS. 1 and 2. The process or period in which one image transitions to another forms no part of the claimed design. The broken lines show aspects of the display screen or a portion thereof with a graphical user interface that are excluded from the claim and form no part of the claimed design.

1 Claim, 2 Drawing Sheets






Fig. 1

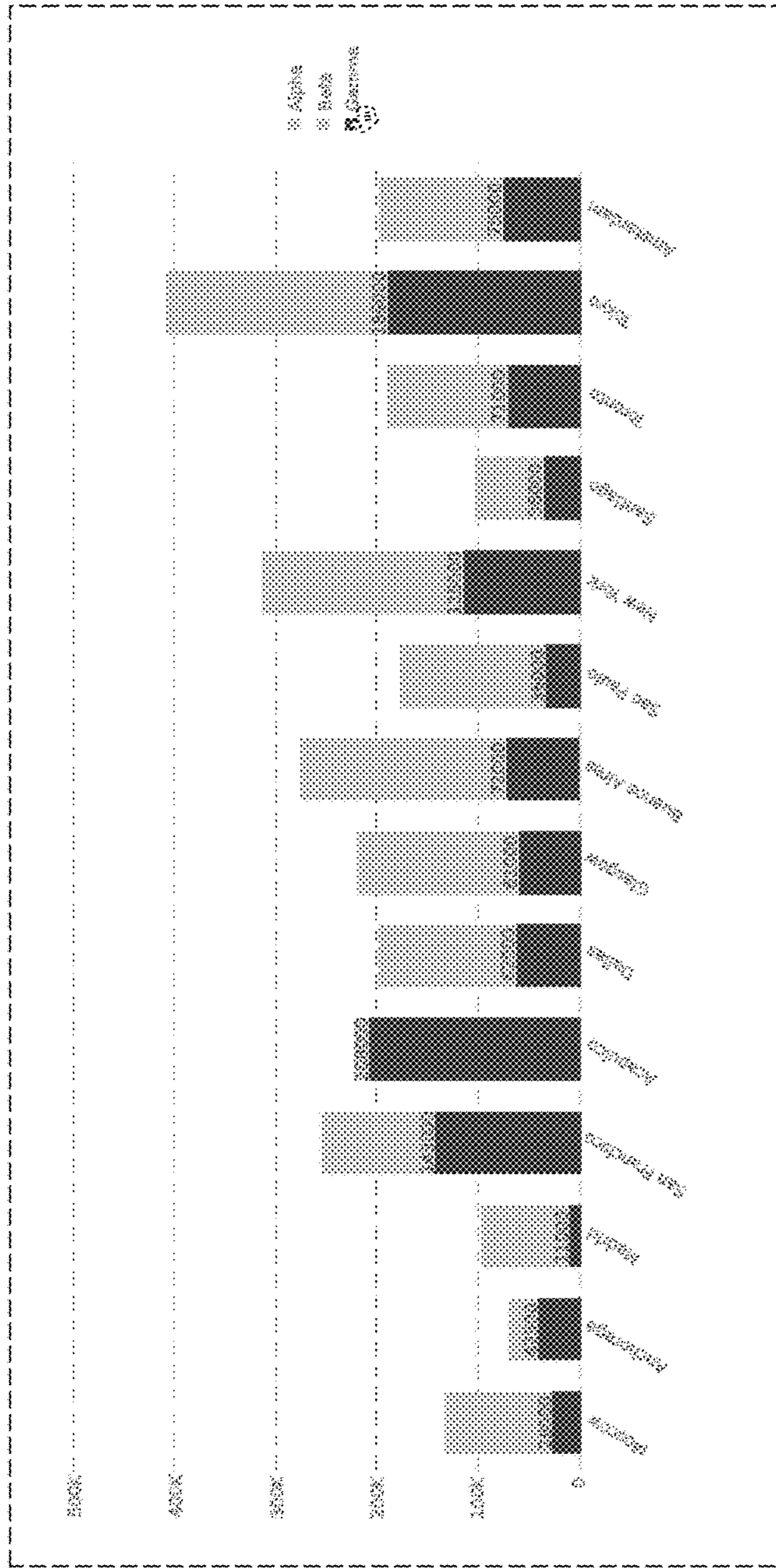


Fig. 2