



US00D841021S

(12) **United States Design Patent** (10) **Patent No.:** **US D841,021 S**  
**Klar et al.** (45) **Date of Patent:** **\*\* Feb. 19, 2019**

(54) **DISPLAY SCREEN WITH ICON**  
(71) Applicant: **Erbe Elektromedizin GmbH**,  
Tuebingen (DE)  
(72) Inventors: **Nadine Klar**, Stuttgart (DE); **Peter**  
**Schuerg**, Moessingen (DE)  
(73) Assignee: **Erbe Elektromedizin GmbH**,  
Tuebingen (DE)  
(\*\*) Term: **15 Years**  
(21) Appl. No.: **29/610,765**  
(22) Filed: **Jul. 14, 2017**

D697,935 S \* 1/2014 Lee ..... D14/486  
D707,701 S \* 6/2014 d'Amore ..... D14/487  
D711,896 S \* 8/2014 Hanson ..... D14/485  
D721,086 S \* 1/2015 Hontz, Jr. .... D14/485  
D728,615 S \* 5/2015 Guzman ..... D14/489  
D735,732 S \* 8/2015 Nezhad ..... D14/485  
D736,219 S \* 8/2015 Petersen ..... D14/485  
D737,319 S \* 8/2015 Cavander ..... D14/489  
D741,355 S \* 10/2015 Zou ..... D14/487  
D744,505 S \* 12/2015 Wilberding ..... D14/485  
9,216,051 B2 \* 12/2015 Fischer ..... A61B 18/1206  
D746,859 S \* 1/2016 Sabia ..... D14/488  
D747,355 S \* 1/2016 Lee ..... D14/495  
D749,118 S \* 2/2016 Wang ..... D14/487  
D750,101 S \* 2/2016 Bates ..... D14/485  
D755,820 S \* 5/2016 Wang ..... D14/486

(Continued)

*Primary Examiner* — Mary Ann Calabrese  
*Assistant Examiner* — Sloan Rozin  
(74) *Attorney, Agent, or Firm* — Fitch, Even, Tabin &  
Flannery LLP

**Related U.S. Application Data**

(62) Division of application No. 29/505,449, filed on Nov.  
3, 2015, now Pat. No. Des. 796,520.  
(51) **LOC (11) Cl.** ..... **14-04**  
(52) **U.S. Cl.**  
USPC ..... **D14/485**  
(58) **Field of Classification Search**  
USPC ..... D14/485–495  
CPC ... G06F 3/0481; G06F 3/04817; G06T 13/80;  
G06T 15/02; H04N 1/00424  
See application file for complete search history.

(57) **CLAIM**

We claim the ornamental design for display screen with  
icon, as shown and described.

**DESCRIPTION**

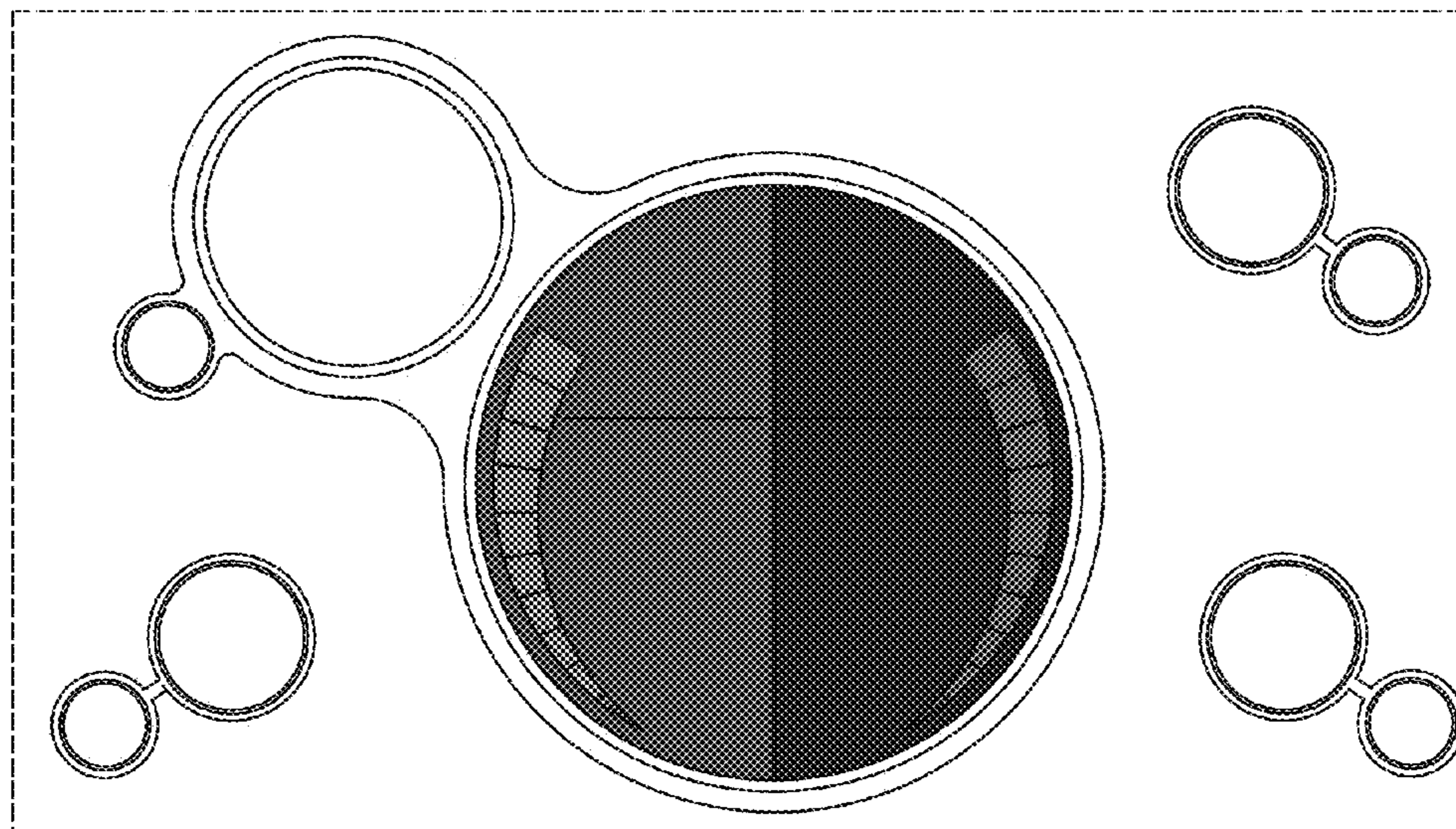
The file of this patent contains at least one drawing executed  
in color. Copies of this patent with color drawings will be  
provided by the Office upon request and payment of the  
necessary fee.  
FIG. 1 is a front view of a display screen with icon; and,  
FIG. 2 is a front view of a second embodiment of the display  
screen with icon.  
The greyscale surface shading of FIG. 2 represents color  
contrast.  
The broken line showing of the display screen is for the  
purpose of illustrating environment and forms no part of the  
claimed design.

(56) **References Cited**

U.S. PATENT DOCUMENTS

D397,101 S \* 8/1998 Bier ..... D14/489  
D452,692 S \* 1/2002 Fukuda ..... D14/489  
D482,368 S \* 11/2003 den Toonder ..... D14/486  
D553,147 S \* 10/2007 Hally ..... D14/487  
D607,010 S \* 12/2009 Kocmick ..... D14/491  
D628,584 S \* 12/2010 Umezawa ..... D14/489  
D637,197 S \* 5/2011 Ray ..... D14/486  
D693,836 S \* 11/2013 Bouchier ..... D14/486  
D693,837 S \* 11/2013 Bouchier ..... D14/486

**1 Claim, 2 Drawing Sheets**  
**(2 of 2 Drawing Sheet(s) Filed in Color)**



(56)

**References Cited**

U.S. PATENT DOCUMENTS

9,339,324 B2 \* 5/2016 Eisele ..... A61B 18/1206  
D778,943 S \* 2/2017 Patil ..... D14/488  
D796,520 S \* 9/2017 Klar ..... D14/485

\* cited by examiner

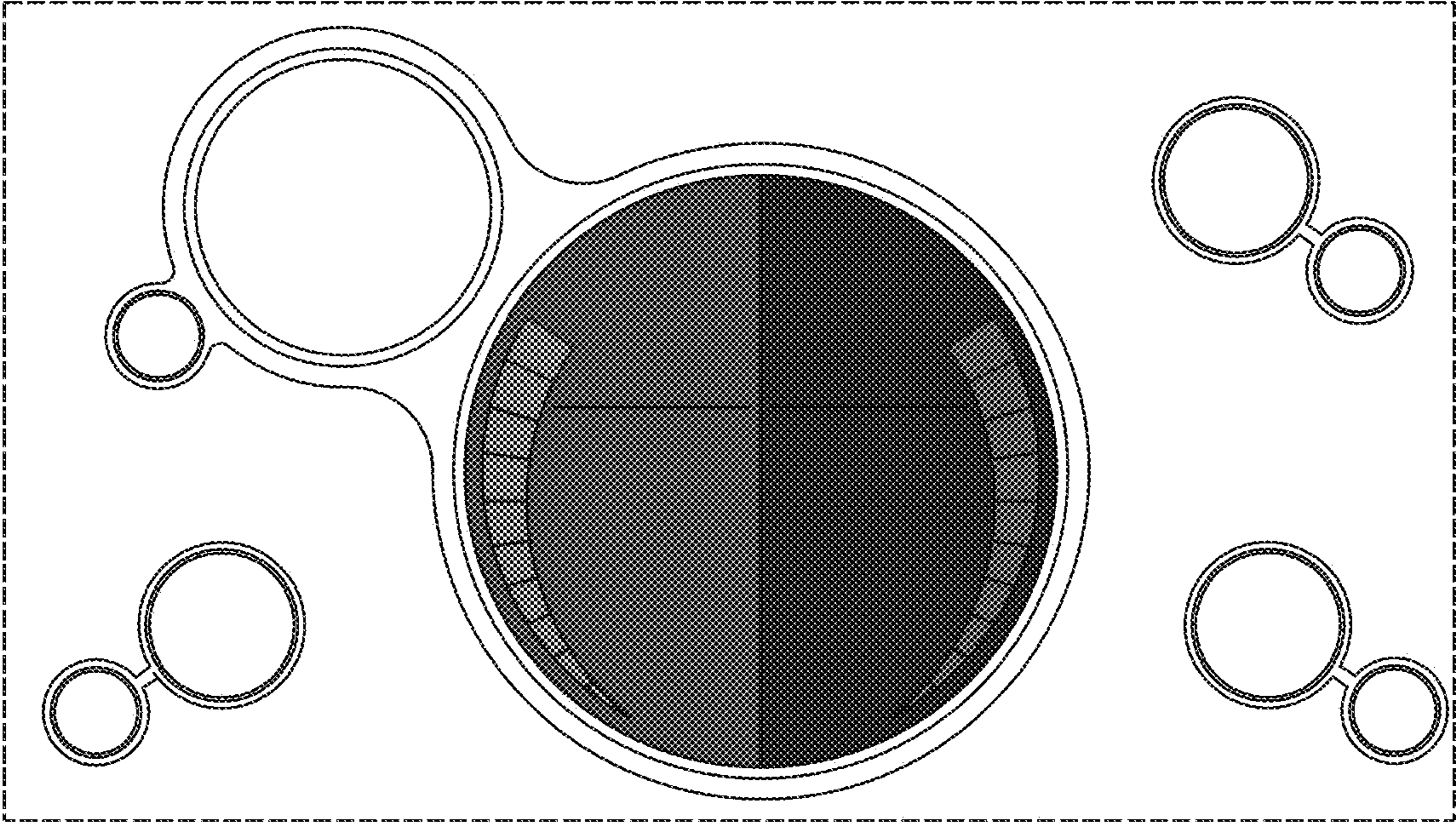


FIG. 1



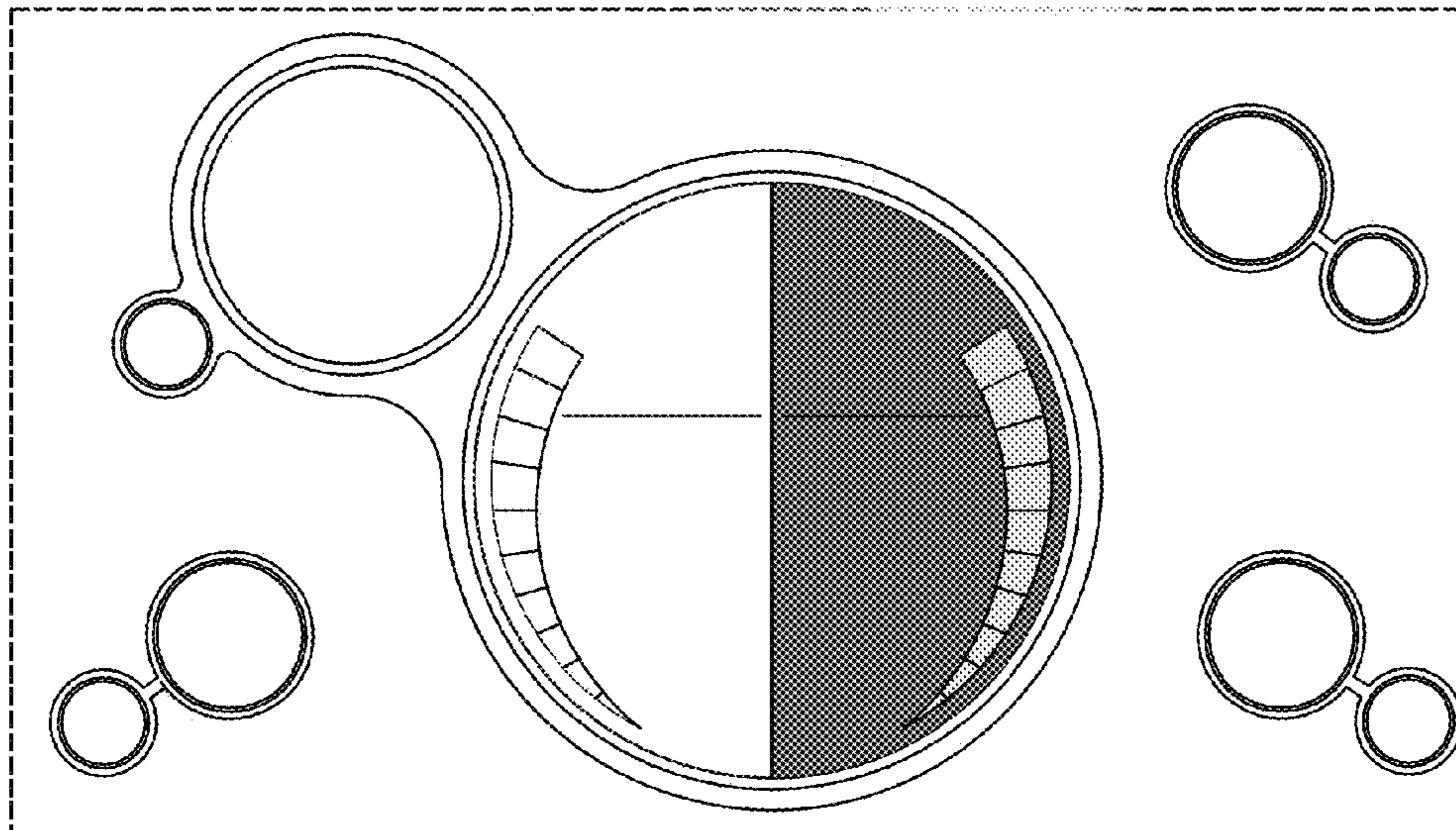


FIG. 2