



US00D840993S

(12) **United States Design Patent** (10) **Patent No.:** **US D840,993 S**  
**Kim** (45) **Date of Patent:** **\*\* Feb. 19, 2019**

- (54) **CASE FOR ELECTRONIC COMMUNICATIONS DEVICE** D643,029 S 8/2011 Feng  
7,989,085 B2 \* 8/2011 Li ..... H04M 1/0283  
174/50
- (71) Applicant: **SPIGEN KOREA CO., LTD.**, Seoul D658,164 S \* 4/2012 Chan ..... D14/238.1  
(KR) D673,539 S \* 1/2013 Magness ..... D14/250  
D673,547 S 1/2013 Melanson
- (72) Inventor: **Ji Hyun Kim**, Seoul (KR) D679,685 S \* 4/2013 Cox ..... D14/250  
D679,696 S 4/2013 Murchison  
D679,697 S 4/2013 Murchison
- (73) Assignee: **SPIGEN KOREA CO., LTD.**, Seoul D679,698 S 4/2013 Murchison  
(KR) D681,022 S 4/2013 Chang
- (\*\*) Term: **15 Years** D681,613 S \* 5/2013 Magness ..... D14/238.1  
D682,259 S \* 5/2013 Fahrendorff ..... D14/250  
D683,723 S 6/2013 Murchison

(Continued)

- (21) Appl. No.: **29/617,302**
- (22) Filed: **Sep. 13, 2017**
- (51) **LOC (11) Cl.** ..... **14-03**
- (52) **U.S. Cl.**  
USPC ..... **D14/250**
- (58) **Field of Classification Search**  
USPC ..... D3/218, 232, 233, 239, 242, 245-251,  
D3/269, 273, 301, 303; D13/103, 107,  
D13/108, 119; D14/137, 138 R, 138 AA,  
D14/138 C, 138 G, 203.3-203.7, 217,  
D14/238.1, 247, 248, 250, 251-253, 440  
CPC ..... H04B 1/3888; H04M 1/0283; H04M  
1/0202; A45C 1/06; A45C 2011/002;  
A45C 11/00; A45F 2005/028; A45F  
2200/0525  
See application file for complete search history.

*Primary Examiner* — Susan E Krakower  
*Assistant Examiner* — L. A. Grabenstetter  
(74) *Attorney, Agent, or Firm* — Heedong Chae; Lucem,  
PC

(57) **CLAIM**

The ornamental design for a case for electronic communi-  
cations device, as shown and described.

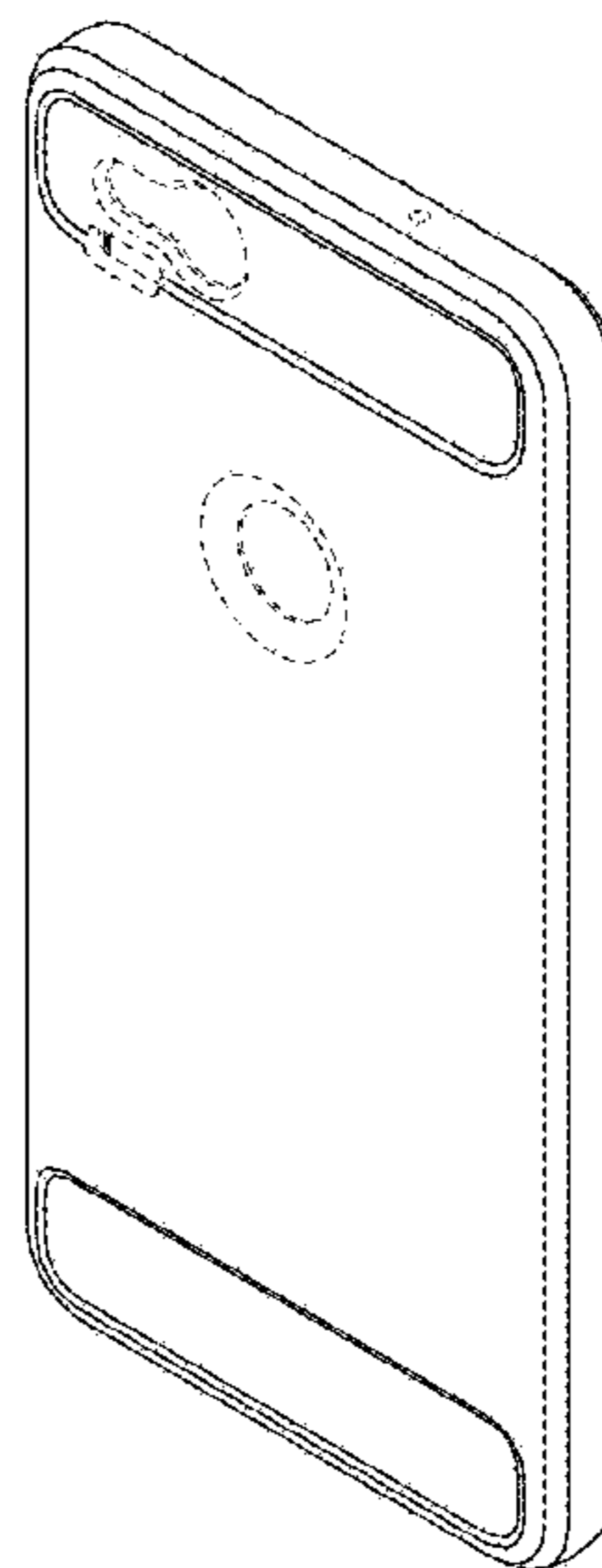
**DESCRIPTION**

FIG. 1 is a front perspective view of a case for electronic  
communications device showing my new design;  
FIG. 2 is a rear perspective view thereof;  
FIG. 3 is a front elevational view thereof;  
FIG. 4 is a rear elevational view thereof;  
FIG. 5 is a left side elevational view thereof;  
FIG. 6 is a right side elevational view thereof;  
FIG. 7 is a top plan view thereof; and,  
FIG. 8 is a bottom plan view thereof.

The interior of the case shown in FIGS. 1 and 3 forms no  
part of the claimed design.  
The broken lines, and unshaded surfaces bounded by broken  
lines, depict parts of the article's appearance that form no  
part of the claimed design.

**1 Claim, 8 Drawing Sheets**

- (56) **References Cited**  
U.S. PATENT DOCUMENTS  
D528,110 S \* 9/2006 Cohn ..... D14/248  
D575,799 S 8/2008 Zhang  
D611,465 S 3/2010 Corley  
D631,462 S 1/2011 Kim  
D631,463 S 1/2011 Kim  
D634,741 S 3/2011 Richardson et al.  
D637,589 S 5/2011 Willes et al.  
D638,414 S \* 5/2011 Magness ..... D14/250



(56)

References Cited

U.S. PATENT DOCUMENTS

D684,959 S	6/2013	Fahrendorff		D728,542 S	5/2015	Chung	
D685,738 S *	7/2013	Moore .....	D13/119	D728,543 S	5/2015	Chung et al.	
D685,776 S	7/2013	Bau		D728,544 S	5/2015	Chung	
D697,904 S *	1/2014	Wicks .....	D14/250	D731,481 S	6/2015	Akana et al.	
D699,714 S	2/2014	Melanson et al.		D733,693 S	7/2015	Wang et al.	
D704,688 S	5/2014	Reivo		D739,391 S	9/2015	Chen et al.	
D709,870 S *	7/2014	Lee .....	D14/250	D746,275 S	12/2015	Mohammad	
D714,277 S *	9/2014	Hindaly .....	D14/250	D747,301 S	1/2016	Lee et al.	
D715,787 S *	10/2014	Lee .....	D14/250	D748,614 S	2/2016	Ju	
D715,789 S *	10/2014	Yoon .....	D14/250	D749,068 S	2/2016	Zaborski	
D717,286 S	11/2014	Veldkamp		D749,555 S	2/2016	Poon	
D717,774 S	11/2014	Fathollahi		D761,781 S *	7/2016	Dang .....	D14/250
D717,778 S	11/2014	Zermeno		D764,476 S	8/2016	Gleason, III	
D718,292 S	11/2014	Hemesath		D765,628 S	9/2016	Watt et al.	
D718,757 S	12/2014	Jaffee		D770,431 S	11/2016	Lee et al.	
D718,759 S *	12/2014	Barfoot .....	D14/250	D781,835 S	3/2017	Kim et al.	
D720,340 S	12/2014	Kim et al.		D781,836 S	3/2017	Kim et al.	
D721,065 S	1/2015	Yoon		D781,837 S	3/2017	Kim et al.	
D724,572 S *	3/2015	Wildner .....	D14/250	D783,602 S	4/2017	Akana et al.	
D725,089 S	3/2015	Suk		D801,959 S	11/2017	Kuo et al.	
				2016/0101902 A1	4/2016	Kim	
				2016/0204817 A1	7/2016	Kim	

\* cited by examiner

FIG. 1

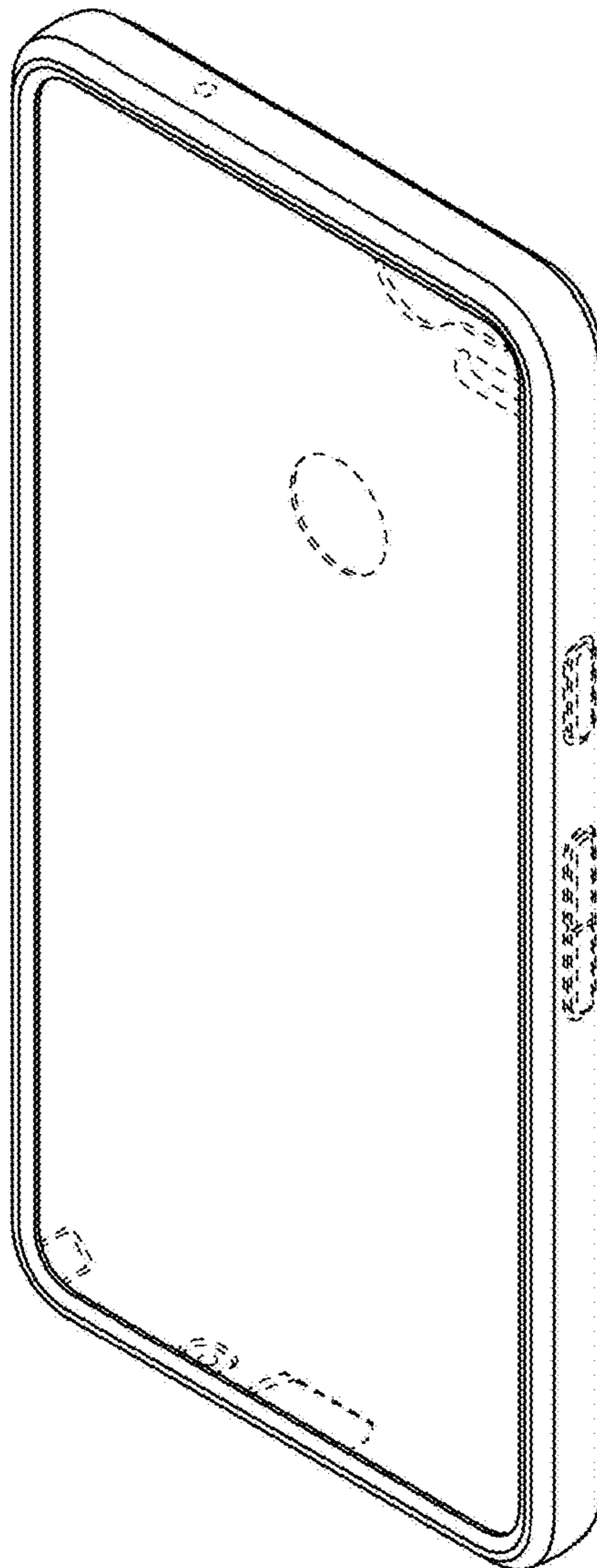


FIG. 2

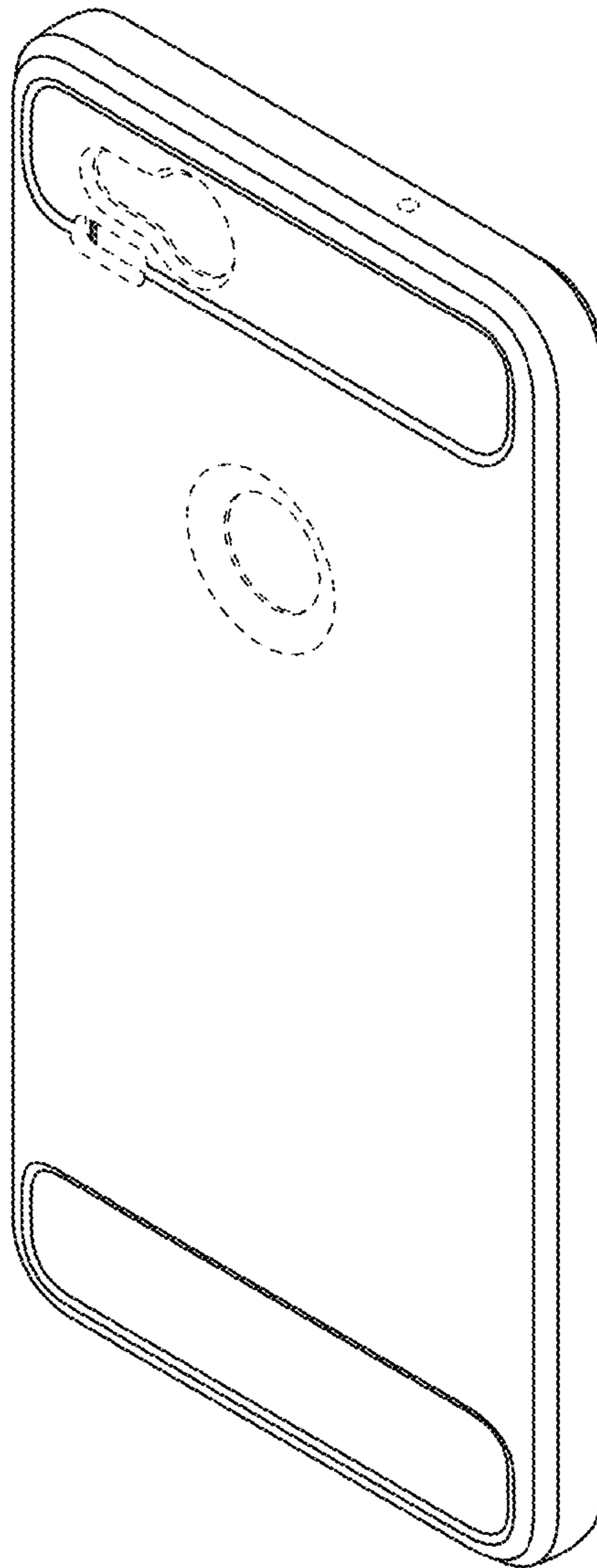


FIG. 3




FIG. 4




FIG. 5



FIG. 6






FIG. 7




FIG. 8

