



US00D840991S

(12) **United States Design Patent** (10) **Patent No.:** **US D840,991 S**
Kim (45) **Date of Patent:** **** Feb. 19, 2019**

(54) **PHONE CASE**

- (71) Applicant: **Modne, Inc.**, Cerritos, CA (US)
- (72) Inventor: **Woo Jin Kim**, Fullerton, CA (US)
- (73) Assignee: **Modne, Inc.**, Cerritos, CA (US)
- (**) Term: **15 Years**

(21) Appl. No.: **29/614,186**

(22) Filed: **Aug. 16, 2017**

(51) **LOC (11) Cl.** **14-03**

(52) **U.S. Cl.**
USPC **D14/250**

(58) **Field of Classification Search**
 USPC D14/143, 189, 203.2–203.7, 217, 238.1,
 D14/240, 248, 250–253, 440, 447, 496;
 D3/201, 218, 247–251, 269, 273, 301,
 D3/303; D13/103, 107–108, 119;
 D5/32–39
 CPC A45C 1/06; A45C 11/00; A45C 13/02;
 A45C 2011/002; A45F 2005/026; A45F
 2200/0525; A45F 2200/0516; H04B
 1/3888; H04M 1/0283; H04M 1/0202
 See application file for complete search history.

(56) **References Cited**

U.S. PATENT DOCUMENTS

D96,015 S *	6/1935	Bruine	D5/56
7,562,991 B2 *	7/2009	Benson	G02B 5/124 359/530
D703,656 S *	4/2014	Witter	D14/250
D704,684 S *	5/2014	Yeh	D14/248
D704,685 S *	5/2014	Yeh	D14/248
D709,869 S *	7/2014	Witter	D14/250
D729,219 S *	5/2015	Yung	D14/250
D731,471 S *	6/2015	Song	D14/248
D754,978 S *	5/2016	Blakely	A41B 17/00 D5/56
D755,167 S *	5/2016	Chen	D14/248

(Continued)

OTHER PUBLICATIONS

Caseology Parallax Series, posted at amazon.com, earliest date reviewed on Sep 9, 2016, [online], acquired on May 16, 2018. Available from Internet, <URL: https://www.amazon.com/Caseology-Parallax-iPhone-Design-Protective/dp/B01LY50PST/ref=cm_cr_arpd_product_top?ie=UTF8> (Year: 2016).*

(Continued)

Primary Examiner — Karen E Kearney

Assistant Examiner — Aula Soroush

(74) *Attorney, Agent, or Firm* — Stradling Yocca Carlson & Rauth

(57) **CLAIM**

The ornamental design for a phone case, as shown and described.

DESCRIPTION

FIG. 1 is a top perspective view showing the top, front, and right sides as well as the inner left interior surface of a phone case;

FIG. 2 is a bottom perspective view showing the bottom, front, and left sides as well as the inner right interior surface of the phone case;

FIG. 3 is a further bottom perspective view showing the bottom, front, and right sides as well as the inner left interior surface of the phone case;

FIG. 4 is a further bottom perspective view showing the bottom, left, and back sides of the phone case;

FIG. 5 is a front elevation view of the phone case;

FIG. 6 is a rear elevation view of the phone case;

FIG. 7 is a left side elevation view of the phone case;

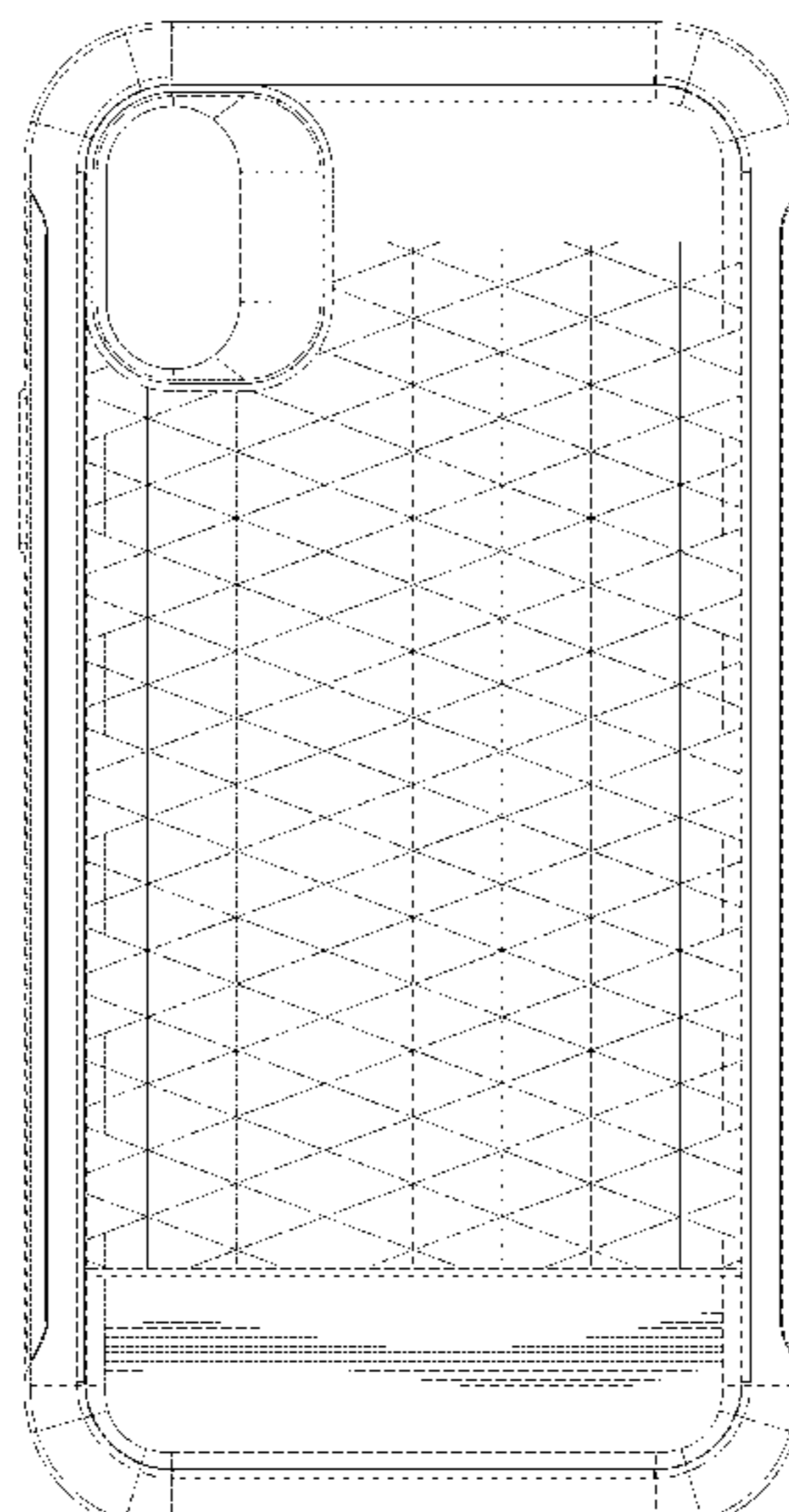
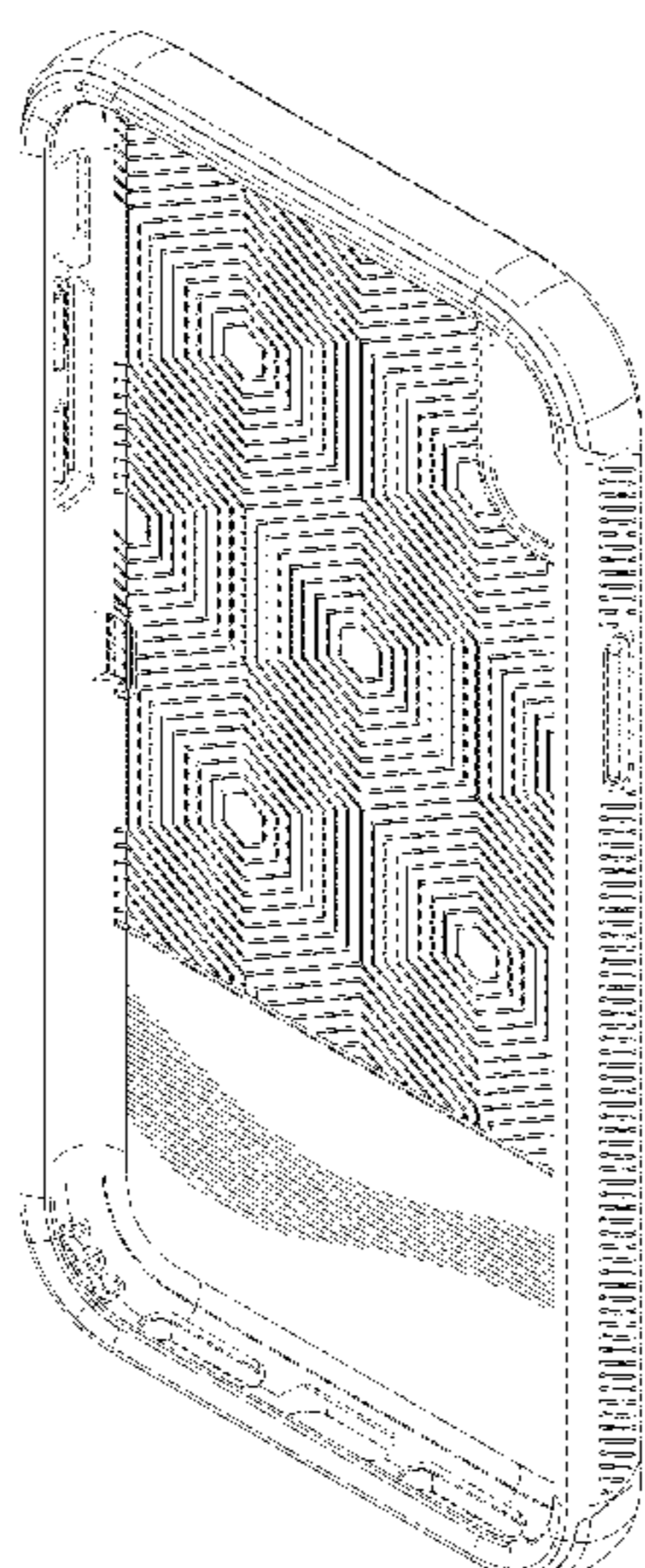
FIG. 8 is a right side elevation view of the phone case;

FIG. 9 is a top plan view of the phone case; and,

FIG. 10 is a bottom plan view of the phone case.

The broken lines in the drawings represent portions of the phone case that form no part of the claimed design.

1 Claim, 8 Drawing Sheets



(56)

References Cited

U.S. PATENT DOCUMENTS

D771,027 S * 11/2016 Prstojevich D14/250
D771,611 S * 11/2016 Chang D14/250
D782,460 S * 3/2017 Bertrand D14/250
D791,773 S * 7/2017 Moore D14/440
D792,877 S * 7/2017 Kim D14/250
D808,943 S * 1/2018 Kamalandua Makasi ... D14/250

OTHER PUBLICATIONS

Caseology Parallax Series iPhone X, posted at annazon.conn, earliest date reviewed on Sep 12, 2017, [online], acquired on May 29, 2018. Available from Internet, <URL:https://www.amazon.com/Caseology-Parallax-Designed-Geometric-Protection/dp/B075358GB9/ref=cm_cr_arp_d_pdt_img_top?ie=UTF8> (Year: 2017).*

* cited by examiner




FIG. 1




FIG. 2




FIG. 3




FIG. 4

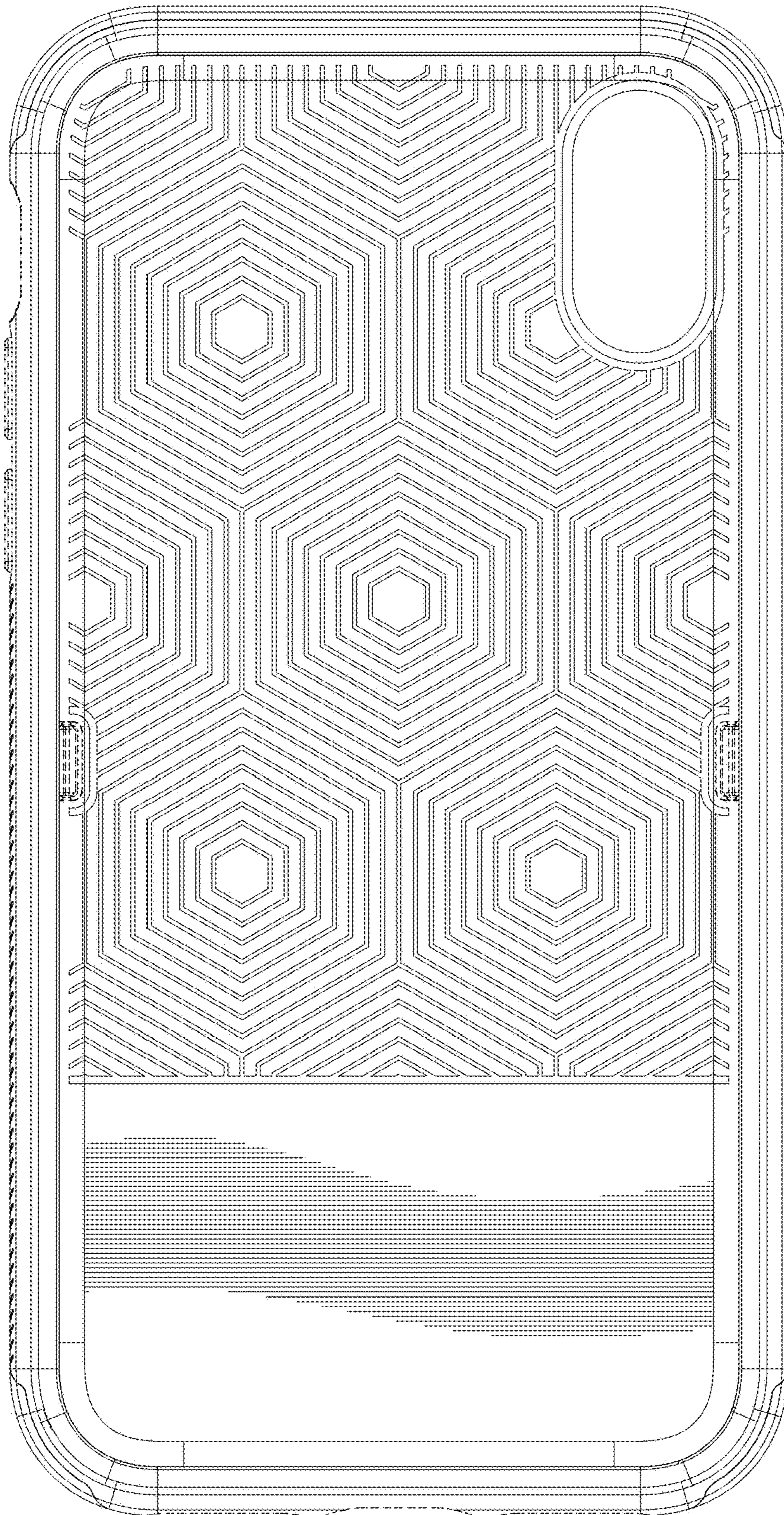


FIG. 5




FIG. 6




FIG. 7




FIG. 8




FIG. 9

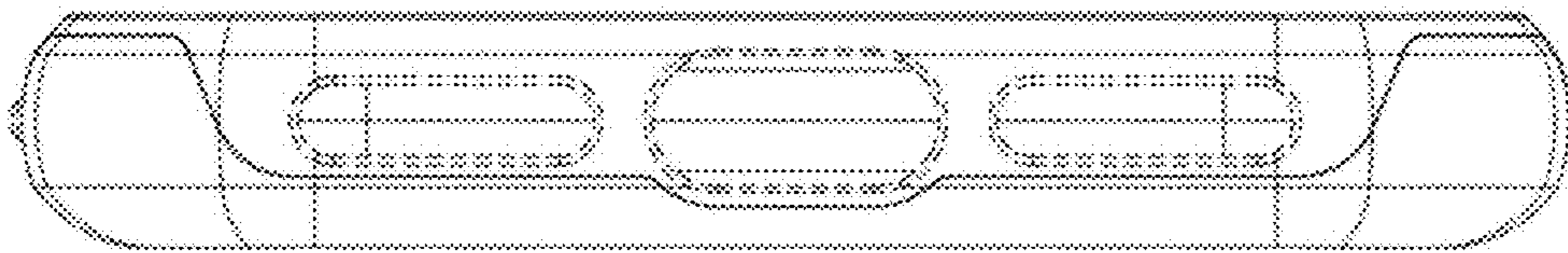


FIG. 10