



US00D840911S

(12) **United States Design Patent** (10) **Patent No.:** **US D840,911 S**  
**Mitzlaff** (45) **Date of Patent:** **\*\* Feb. 19, 2019**

(54) **DECK OF A VESSEL**  
(71) Applicant: **Joe Thomas Mitzlaff**, Jacksonville, FL (US)  
(72) Inventor: **Joe Thomas Mitzlaff**, Jacksonville, FL (US)  
(\*\*) Term: **15 Years**  
(21) Appl. No.: **29/611,828**  
(22) Filed: **Jul. 26, 2017**

**Related U.S. Application Data**

(63) Continuation-in-part of application No. 29/554,398, filed on Feb. 11, 2016.  
(51) **LOC (11) Cl.** ..... **12-06**  
(52) **U.S. Cl.**  
USPC ..... **D12/318**  
(58) **Field of Classification Search**  
USPC ..... D12/300, 302, 303, 304, 316, 317;  
114/343, 345, 347, 348, 351-358, 361,  
114/363; D21/542, 801; 441/79  
CPC ..... B63B 35/71; B63B 35/715; B63B 35/73;  
B63B 35/734; B63B 35/737; A63B  
2069/068; B62B 2202/403  
See application file for complete search history.

**References Cited**

**U.S. PATENT DOCUMENTS**

D286,764 S \* 11/1986 Turner ..... D12/300  
D291,685 S \* 9/1987 Wood ..... D12/300  
D325,720 S \* 4/1992 Helmer ..... D12/300

D326,841 S \* 6/1992 Hopper ..... D12/311  
5,127,862 A \* 7/1992 Pia ..... B63B 35/7906  
114/39.14  
D399,814 S \* 10/1998 Toro ..... D12/300  
D431,521 S \* 10/2000 Howard ..... D12/300  
D447,994 S \* 9/2001 Morejohn ..... D12/300  
D448,339 S \* 9/2001 Morejohn ..... D12/300  
D464,925 S \* 10/2002 Bassani Antivari ..... D12/300  
D475,339 S \* 6/2003 Rosenberg ..... D12/303  
D497,652 S \* 10/2004 Chiu ..... D21/542  
D630,150 S \* 1/2011 Martin ..... D12/302

\* cited by examiner

*Primary Examiner* — Cynthia M. Chin  
(74) *Attorney, Agent, or Firm* — Mark Young, P.A.

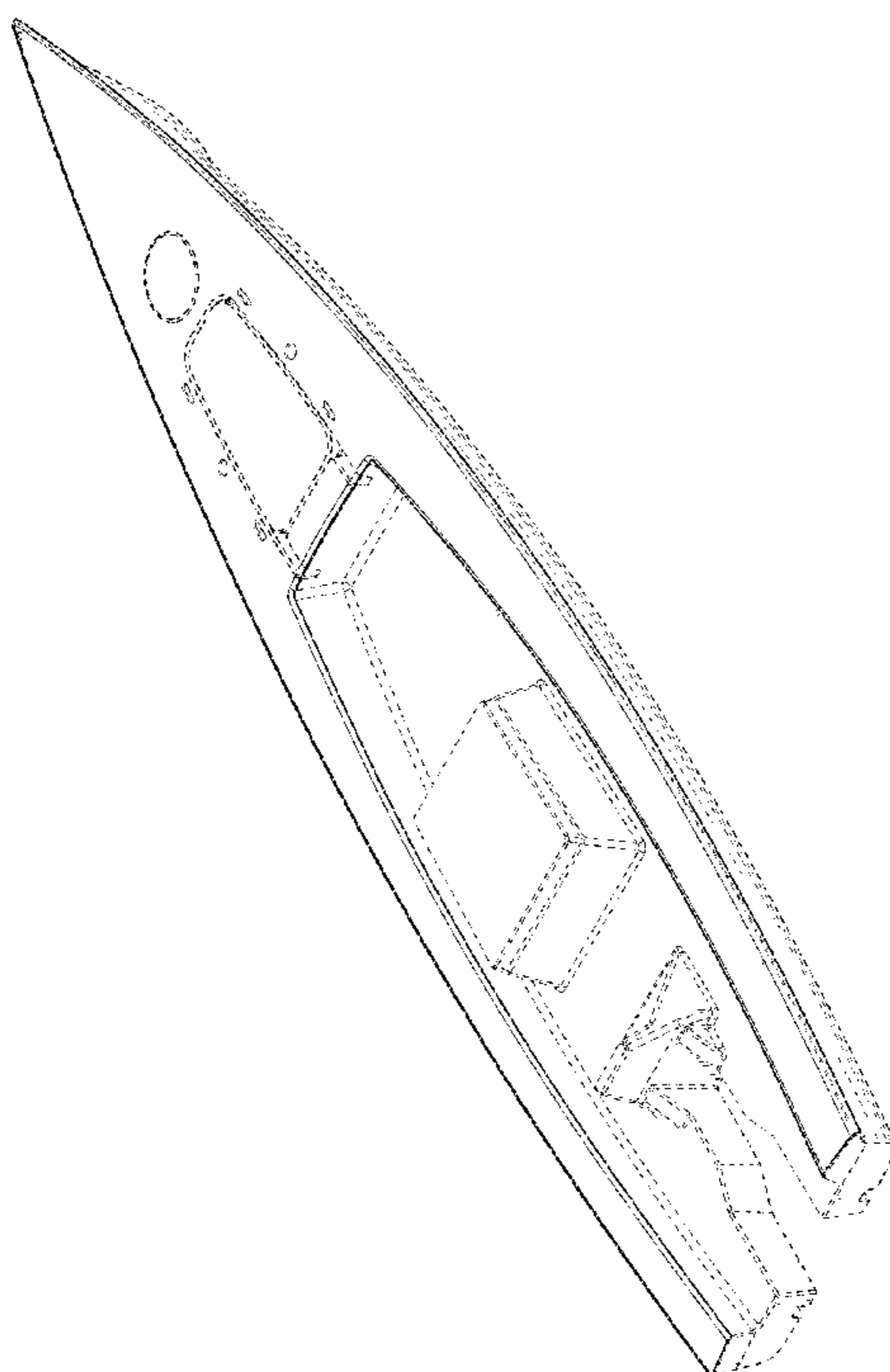
(57) **CLAIM**

The ornamental design for a deck of a vessel, as shown and described.

**DESCRIPTION**

FIG. 1. is a front view of a deck of a vessel according to the invention; and  
FIG. 2. is a first top perspective view of the deck of a vessel of FIG. 1; and  
FIG. 3. is a second top perspective view of the deck of a vessel of FIG. 1; and  
FIG. 4. is a third top perspective view of the deck of a vessel of FIG. 1; and  
FIG. 5. is a fourth top perspective view of the deck of a vessel of FIG. 1; and,  
FIG. 6. is a rear view of the deck of a vessel of FIG. 1.  
The broken lines represent the environment in which the article resides and forms no part of the claimed design.

**1 Claim, 6 Drawing Sheets**



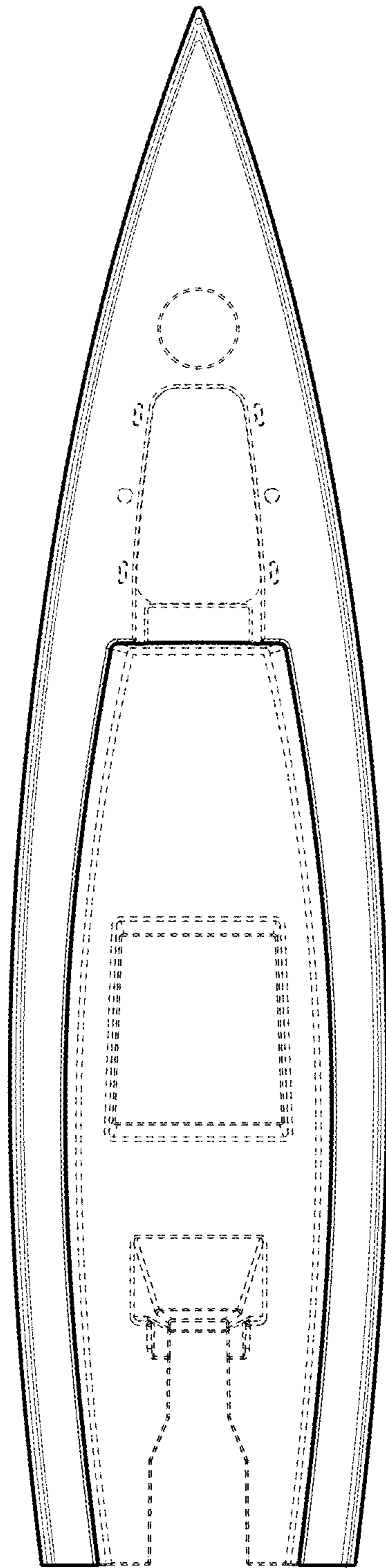


FIG. 1

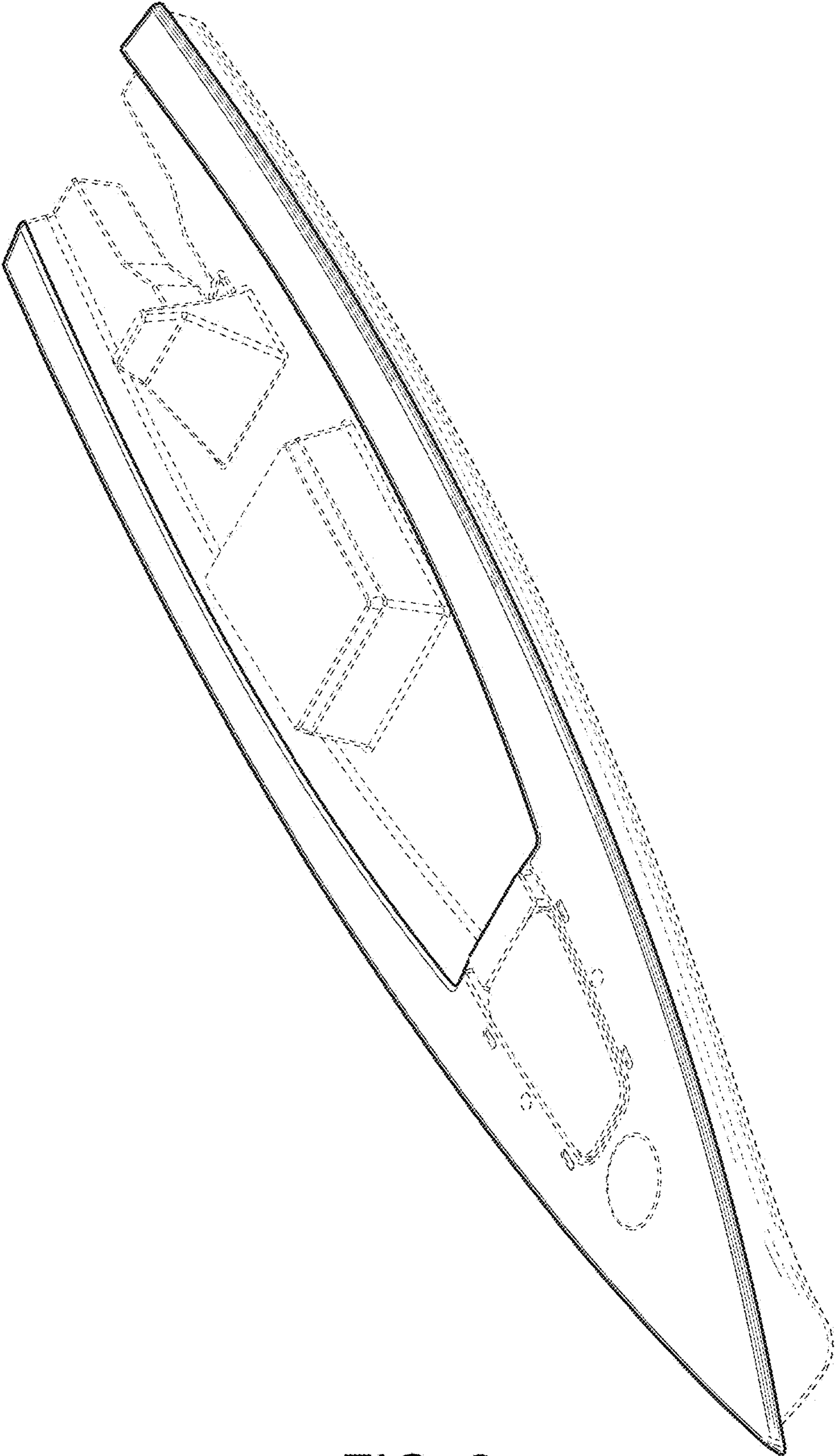


FIG. 2

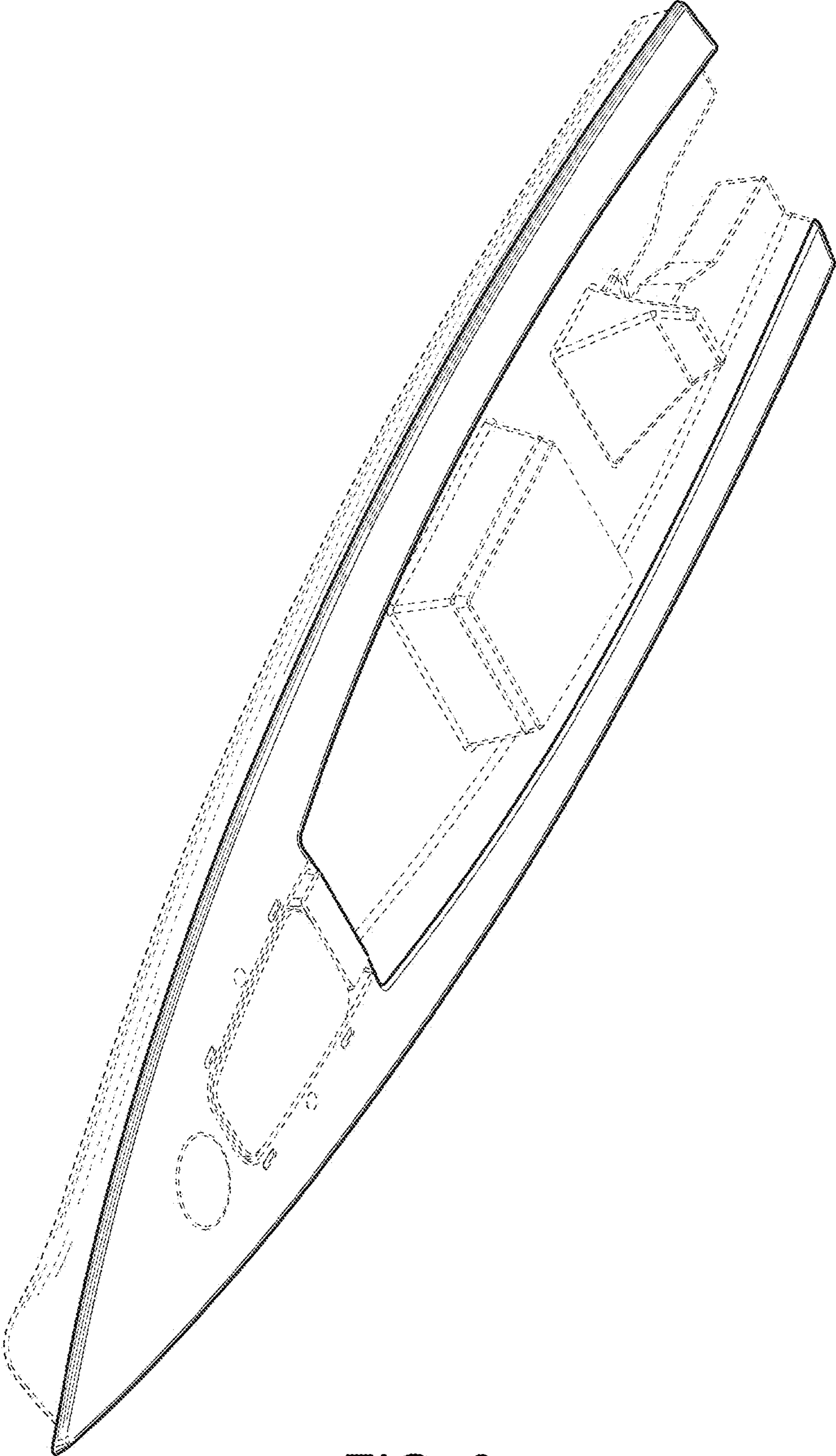


FIG. 3

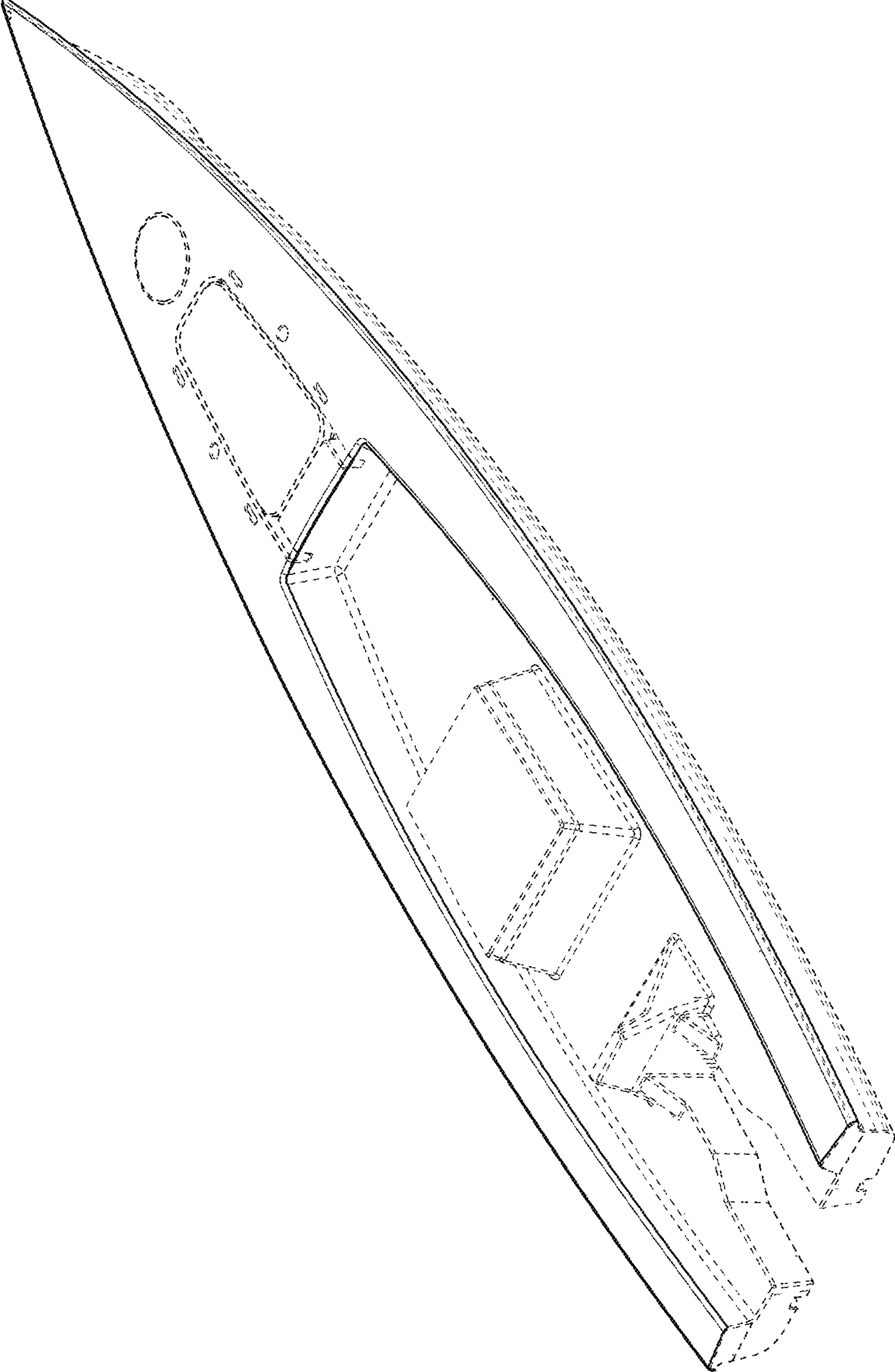


FIG. 4

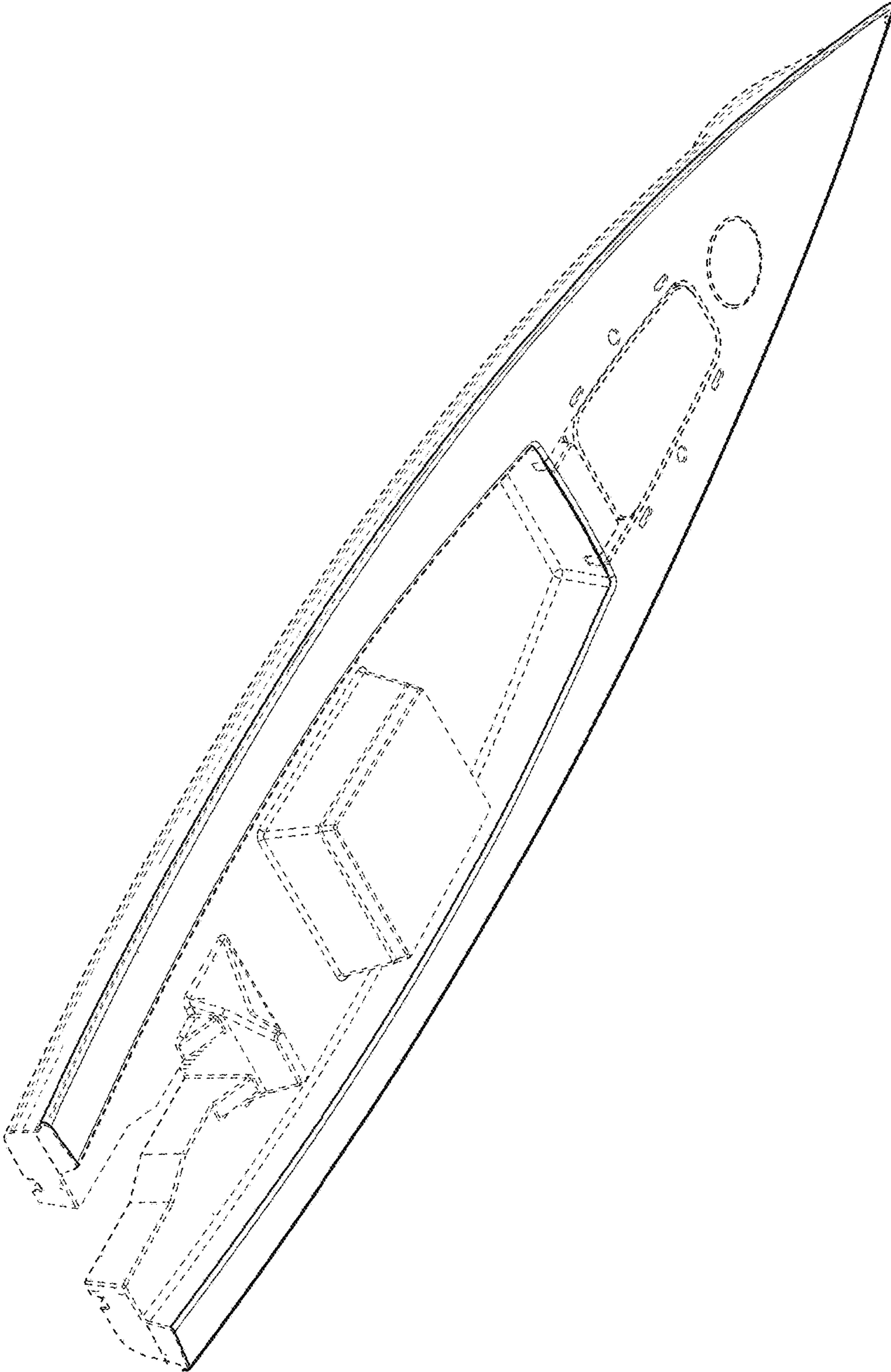


FIG. 5

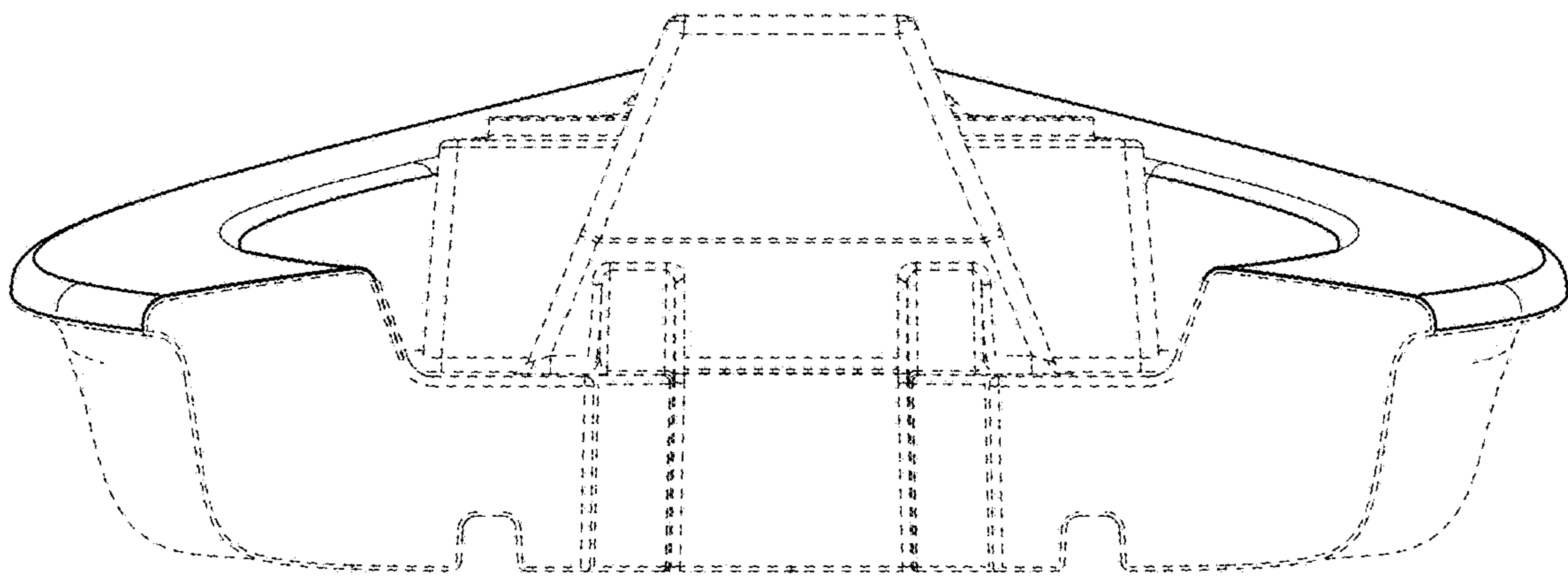


FIG. 6