



US00D840894S

(12) **United States Design Patent**
Chenault, III

(10) **Patent No.:** **US D840,894 S**

(45) **Date of Patent:** **** Feb. 19, 2019**

(54) **WHEEL**

(71) Applicant: **Superior Industries International, Inc.**, Southfield, MI (US)

(72) Inventor: **Henry Clay Chenault, III**, Fayetteville, AR (US)

(73) Assignee: **Superior Industries International, Inc.**, Southfield, MI (US)

(**) Term: **15 Years**

(21) Appl. No.: **29/593,357**

(22) Filed: **Feb. 8, 2017**

Related U.S. Application Data

(63) Continuation of application No. 15/422,627, filed on Feb. 2, 2017.

(51) **LOC (11) Cl.** **12-16**

(52) **U.S. Cl.**
USPC **D12/209**

(58) **Field of Classification Search**
USPC D12/204–213
CPC B60B 7/00; B60B 7/02; B60B 7/04; B60B 7/01; B60B 7/06; B60B 3/04; B60B 1/00; B60B 3/10; B60B 1/10; B60B 1/08; B60B 3/06; B60B 1/12; B60B 3/02
See application file for complete search history.

(56) **References Cited**

U.S. PATENT DOCUMENTS

D597,919 S * 8/2009 Atwell D12/211
D673,096 S * 12/2012 Platto D12/209

D739,326 S * 9/2015 Juergens D12/209
D741,240 S * 10/2015 Melabiotis D12/209
D763,761 S * 8/2016 Dionisopoulos D12/209
D764,367 S * 8/2016 Gallert D12/209
D776,039 S * 1/2017 Valencia Pollex D12/209
D800,625 S * 10/2017 Svensson D12/209
D805,988 S * 12/2017 Buck D12/209
D808,323 S * 1/2018 Buck D12/209
D811,979 S * 3/2018 Svensson D12/211
D827,539 S * 9/2018 Behmer D12/209
D829,631 S * 10/2018 Gallert D12/209
D832,762 S * 11/2018 Austin D12/209

* cited by examiner

Primary Examiner — Stacia A Cadmus

(74) *Attorney, Agent, or Firm* — Miller Canfield

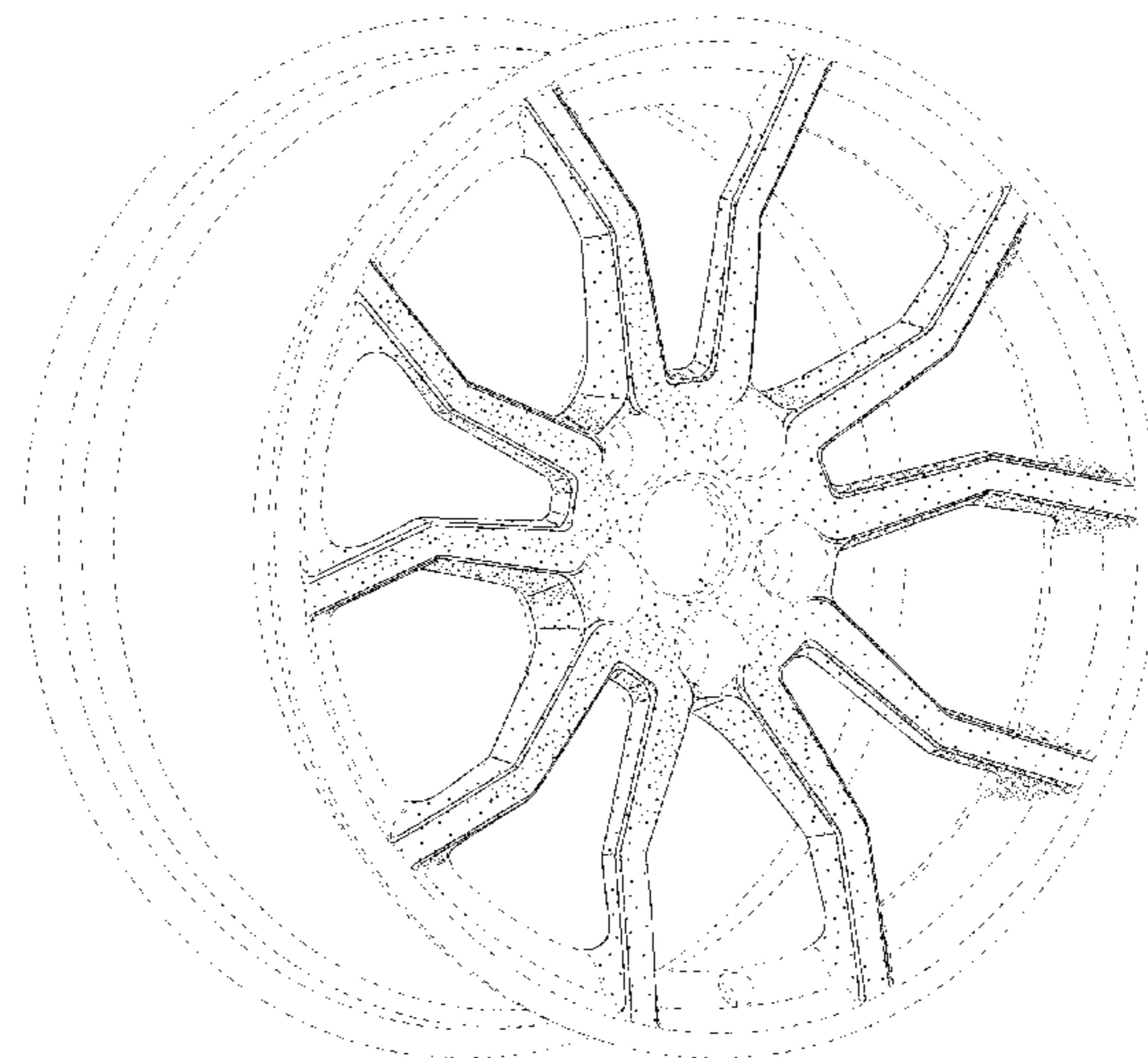
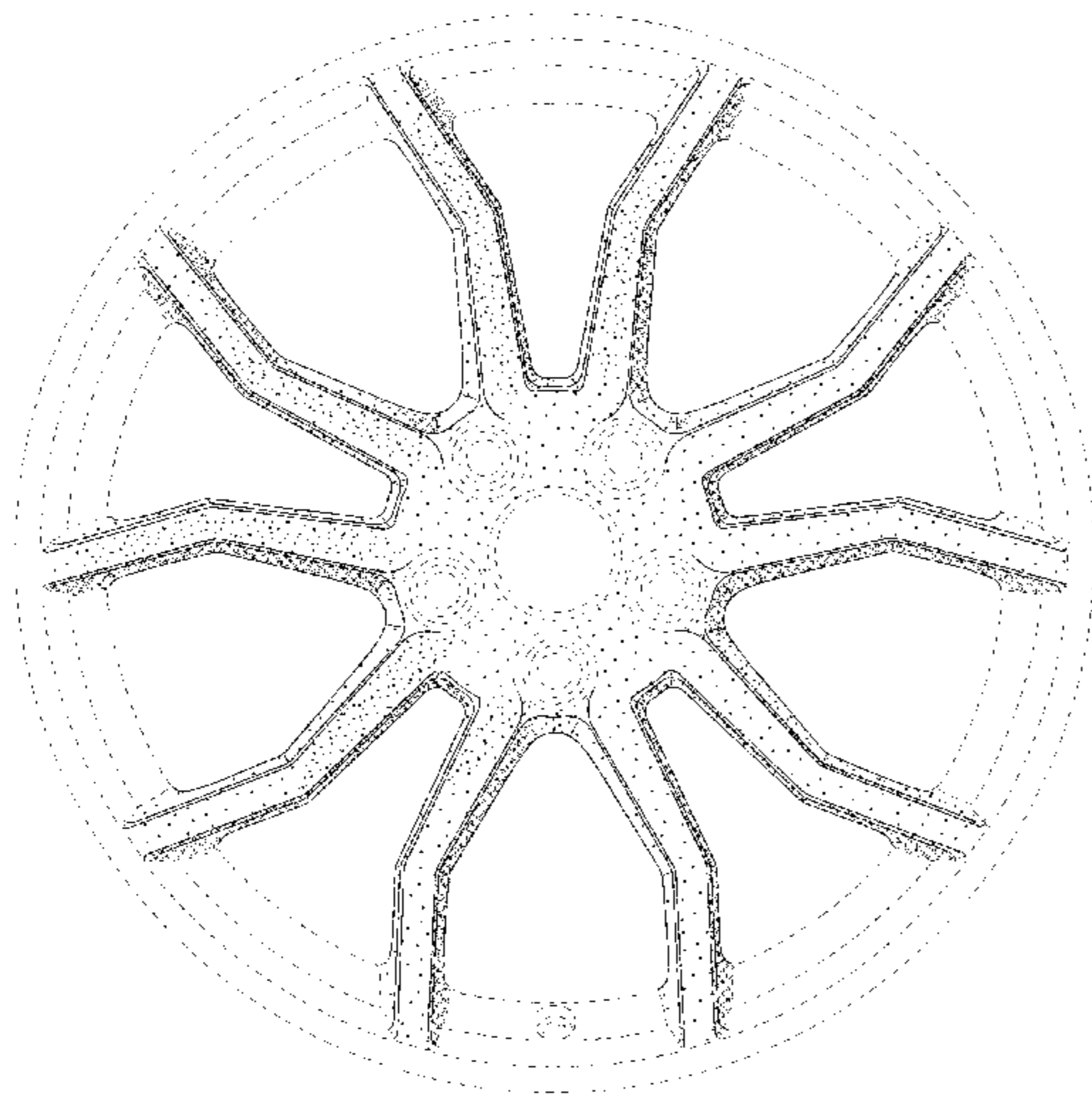
(57) **CLAIM**

The ornamental design for wheel, as shown and described.

DESCRIPTION

FIG. 1 is a front view of the wheel embodying the new design;
FIG. 2 is a first perspective view thereof;
FIG. 3 is a second perspective view thereof;
FIG. 4 is a side view thereof; and,
FIG. 5 is a rear view thereof.
FIGS. 1-5 show features of a wheel in broken lines. These features are shown for environmental purposes and do not form any part of the claimed design. The broken lines immediately adjacent the solid line portions of the design form the boundary of the design, with the broken lines forming no part of the claimed design.

1 Claim, 5 Drawing Sheets



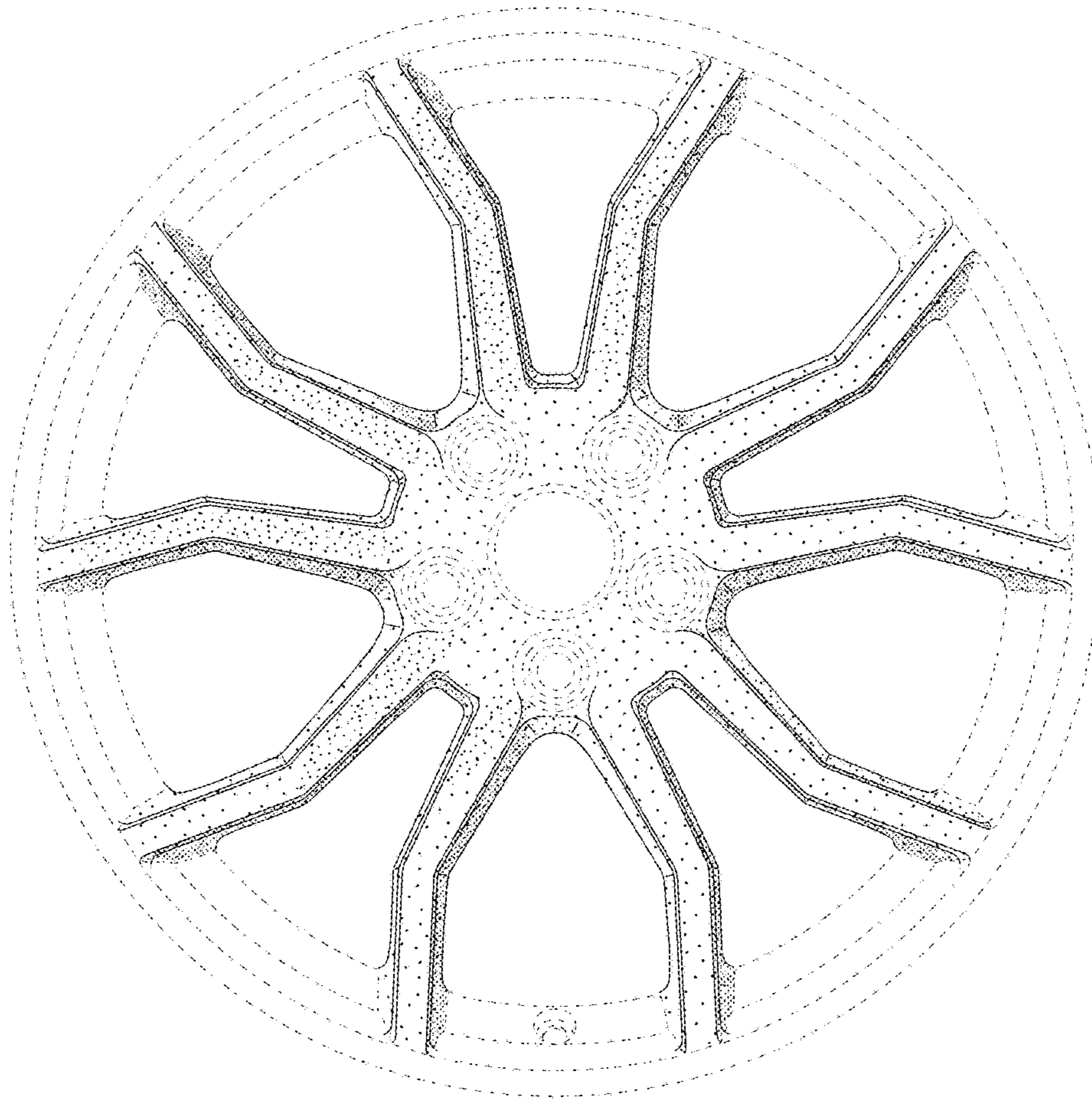


Fig. 1

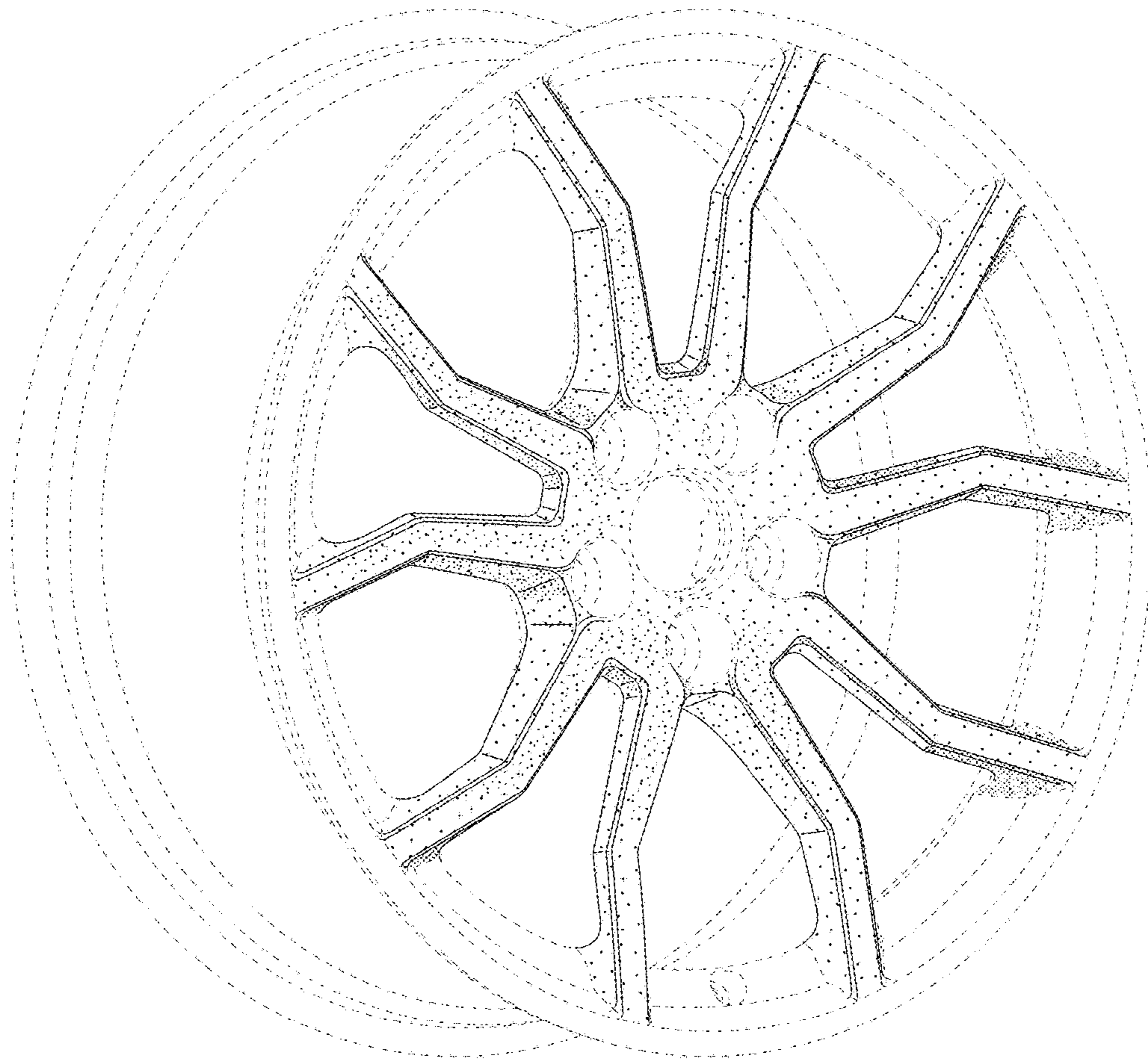


Fig. 2

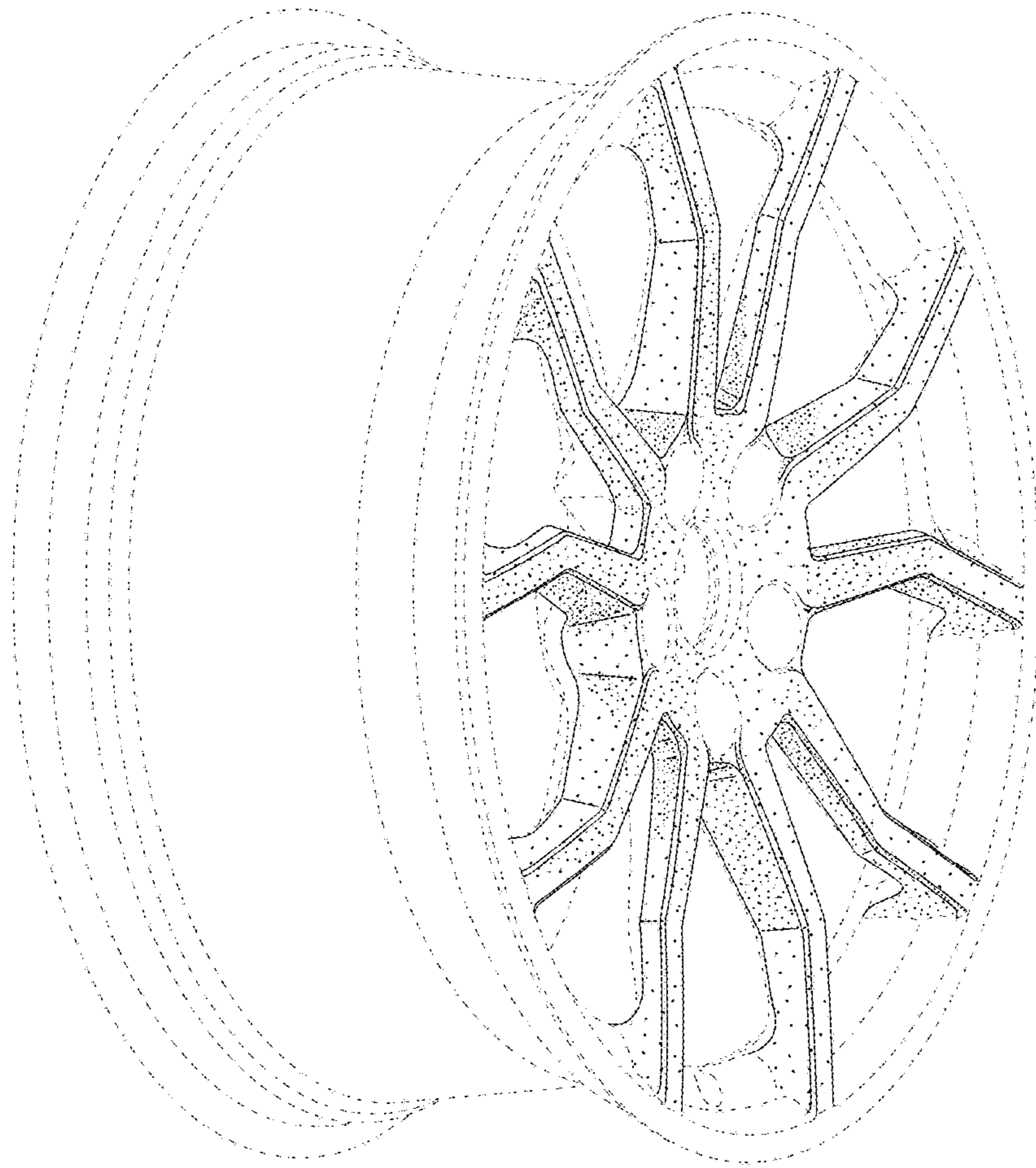


Fig. 3




Fig. 4

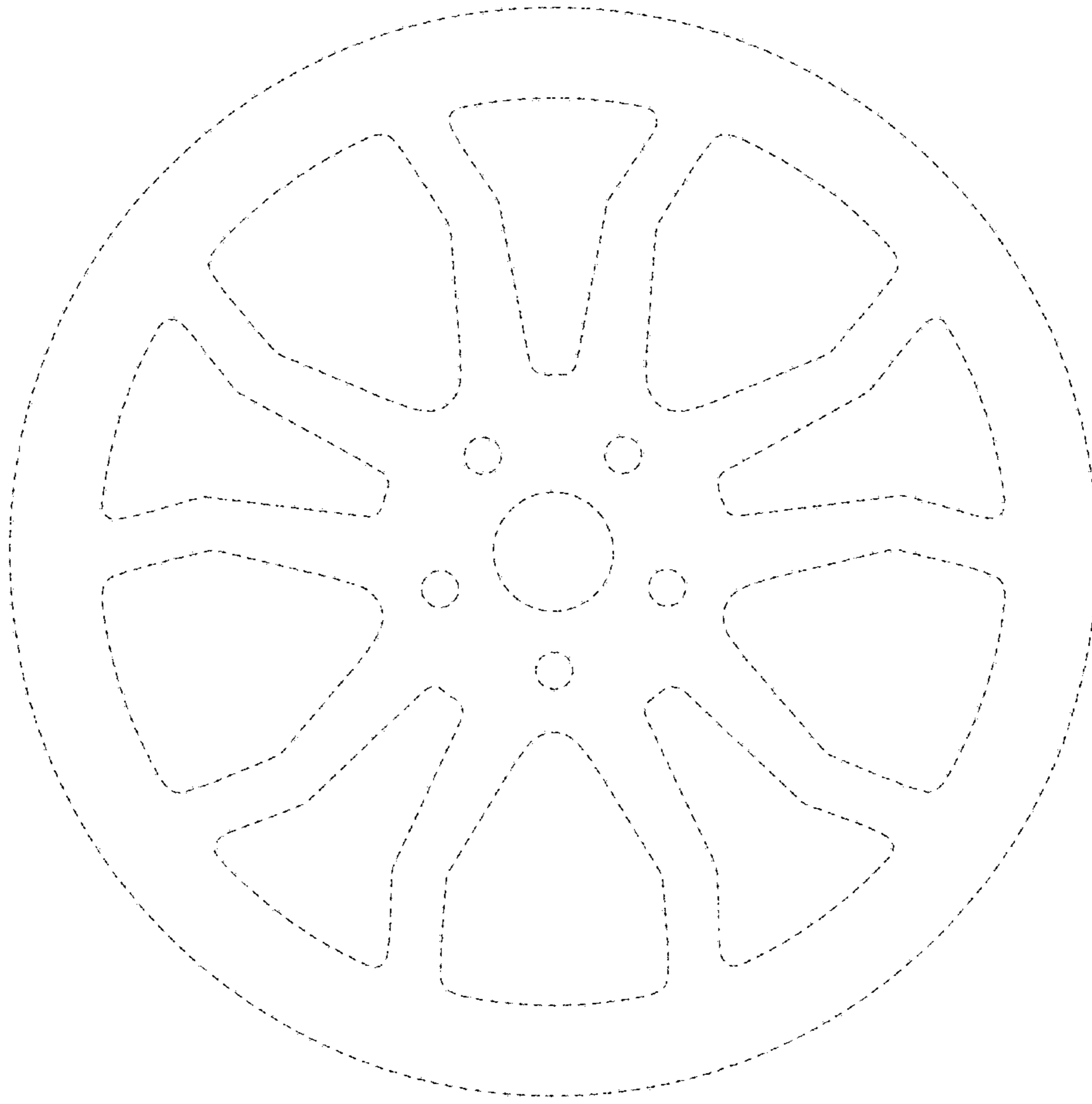


Fig. 5