

US00D840832S

(12) **United States Design Patent** (10) **Patent No.:** **US D840,832 S**
Sale et al. (45) **Date of Patent:** **** *Feb. 19, 2019**

(54) **BAG HAVING DUAL BOTTOM CORNER HANDLES**

(71) Applicants: **Mark D. Sale**, Kailua Kona, HI (US);
Tara J. Saville, Kailua Kona, HI (US);
Jay B. Paulson, Waikoloa, HI (US)

(72) Inventors: **Mark D. Sale**, Kailua Kona, HI (US);
Tara J. Saville, Kailua Kona, HI (US);
Jay B. Paulson, Waikoloa, HI (US)

(73) Assignee: **Baldwin Barlow & Baring Inc.**,
Kailua-Kona, HI (US)

(*) Notice: This patent is subject to a terminal disclaimer.

(**) Term: **15 Years**

(21) Appl. No.: **29/614,311**

(22) Filed: **Aug. 17, 2017**

(51) **LOC (11) Cl.** **09-05**

(52) **U.S. Cl.**
USPC **D9/703**

(58) **Field of Classification Search**
USPC D9/702-714, 719, 738-740, 517-518,
D9/522, 416, 435, 444, 460, 455, 414,
D9/499, 431-432; D7/560-562;
206/434, 426-427, 429-430, 485, 485.1,
206/499, 508, 431, 418-422, 588-594;
229/117.3, 185, 121, 122, 200, 207, 236,
229/87.01; 220/23.83; 150/100-118;
294/137, 152; 383/6, 10, 14, 20, 40, 33,
383/104-105, 117, 108, 120, 93, 121.1,
383/127; 428/34.3
CPC B65D 33/00; B65D 33/06; B65D 33/065;
B65D 33/14; B65D 33/1683; B65D
33/12; B65D 31/00; B65D 31/04; B65D
31/10; A45C 3/04; A45C 3/10
See application file for complete search history.

(56) **References Cited**

U.S. PATENT DOCUMENTS

D724,441 S *	3/2015	Fukuda	D9/707
D746,152 S *	12/2015	Murray	D9/707
D747,220 S *	1/2016	Farmer	D9/713
D751,416 S *	3/2016	Halverson, III	D9/702
D752,993 S *	4/2016	Halverson, III	D9/702
D786,695 S *	5/2017	Abang, Jr.	D9/703
D790,363 S *	6/2017	Halverson, III	D9/709
D809,780 S *	2/2018	Simms	D3/203.5
D809,928 S *	2/2018	Wigman	D9/703
D813,055 S *	3/2018	Hokes	D9/709

* cited by examiner

Primary Examiner — Abraham Bahta

(74) *Attorney, Agent, or Firm* — Sean D. Burdick

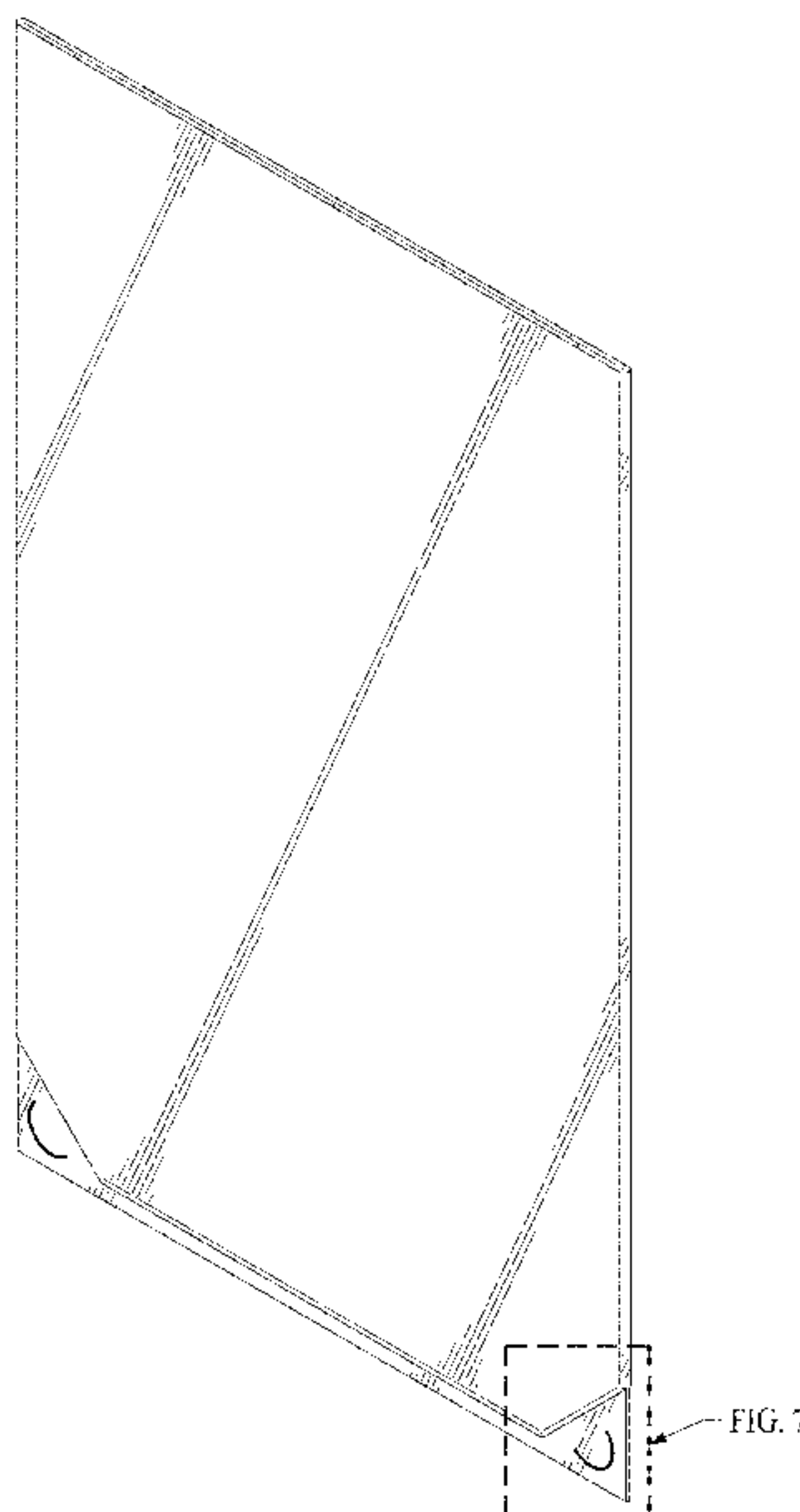
(57) **CLAIM**

The ornamental design for a bag having dual bottom corner handles, as shown and described.

DESCRIPTION

FIG. 1 is a front perspective view of a bag having dual bottom corner handles, showing our new design.
FIG. 2 is a front elevation view thereof.
FIG. 3 is a rear elevation view thereof.
FIG. 4 is a right or left side view thereof.
FIG. 5 is a top view thereof.
FIG. 6 is a bottom view thereof; and,
FIG. 7 is a detail view of the lower right corner of FIG. 1. The rectangular broken line is included for the purpose of illustrating the detail of the lower corner of the bag and forms no part of the claimed design.

1 Claim, 4 Drawing Sheets



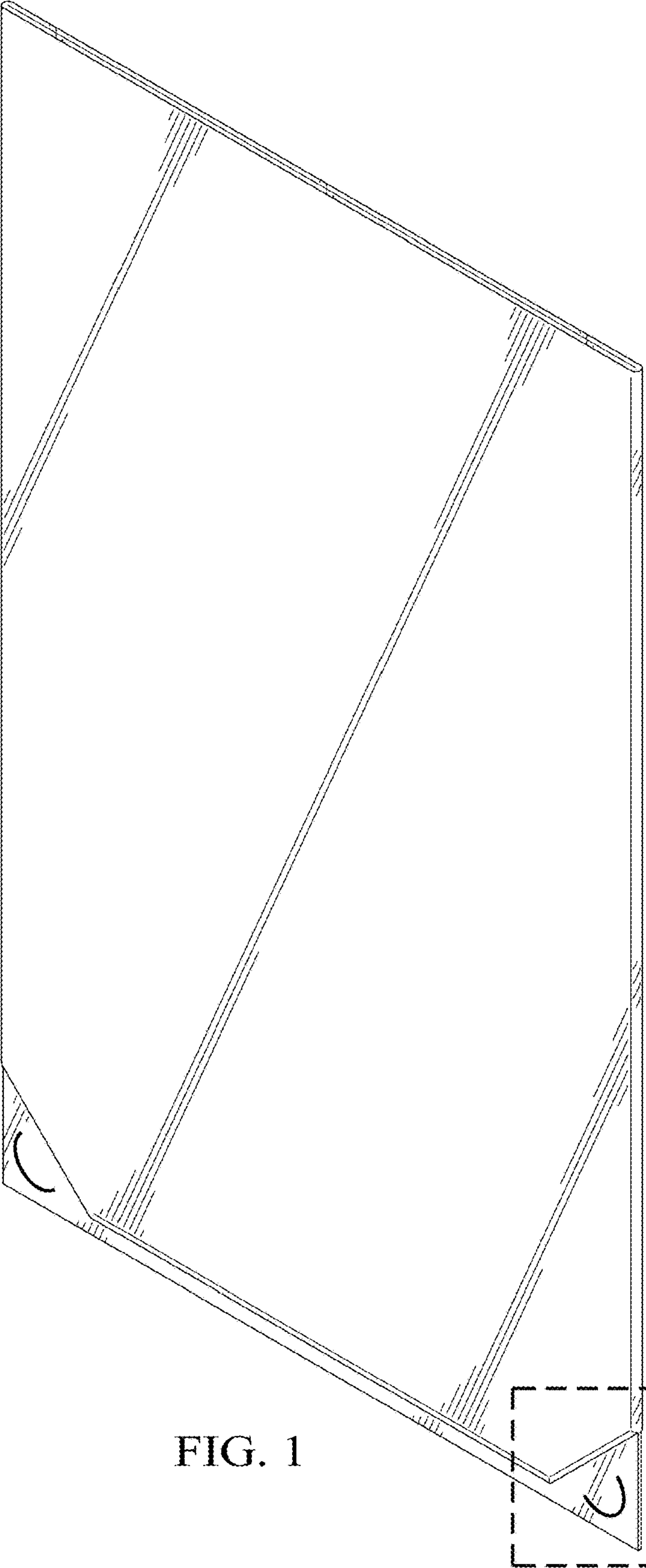


FIG. 1

FIG. 7




FIG. 2




FIG. 3



FIG. 4

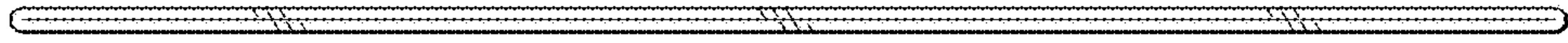


FIG. 5

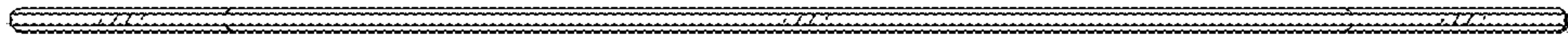


FIG. 6

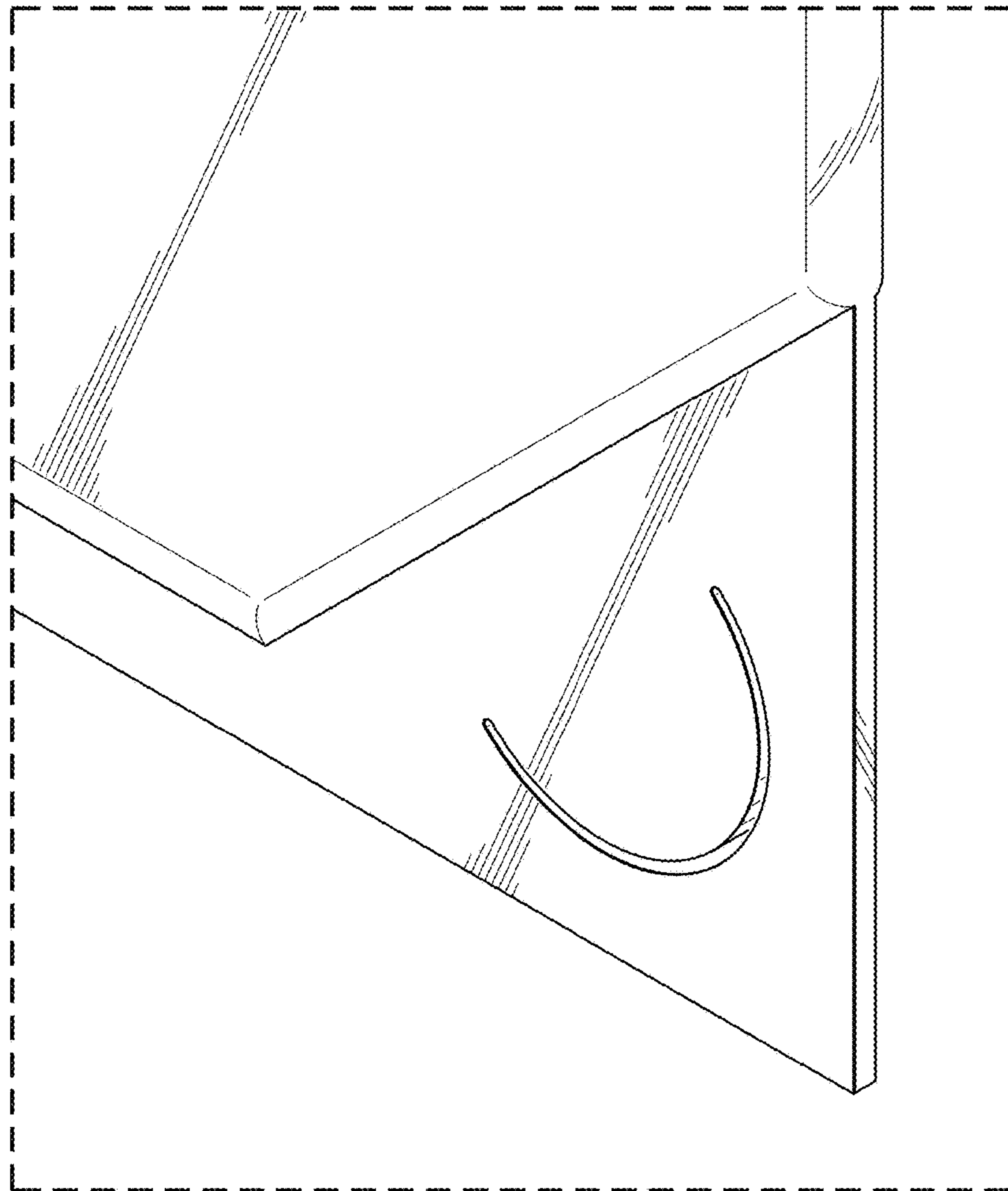


FIG. 7