



US00D840827S

(12) **United States Design Patent** (10) **Patent No.:** **US D840,827 S**
Demarest et al. (45) **Date of Patent:** **** Feb. 19, 2019**

- (54) **ORAL CARE IMPLEMENT**
- (71) Applicant: **Colgate-Palmolive Company**, New York, NY (US)
- (72) Inventors: **Scott Demarest**, Basking Ridge, NJ (US); **Michael Terranova**, Fairfield, CT (US); **Patricia Leunis**, Anieres GE (CH); **Renee Marie Riethmiller**, Larchmont, NY (US)
- (73) Assignee: **Colgate-Palmolive Company**, New York, NY (US)
- (**) Term: **15 Years**
- (21) Appl. No.: **29/646,287**
- (22) Filed: **May 3, 2018**

D513,995 S *	1/2006	Miwa	D9/682
D548,601 S *	8/2007	Mongeon	D9/435
D559,114 S *	1/2008	Breitlander	D9/542
D570,707 S *	6/2008	Blasko	D9/689
D613,614 S *	4/2010	Rodriguez	D9/689
D621,717 S *	8/2010	Rica	D9/574
D642,930 S *	8/2011	Premo	D9/694
D653,122 S *	1/2012	Dombrowski	D9/682
D682,709 S *	5/2013	Wang	D9/689
D691,049 S *	10/2013	Blasko	D9/516
D694,121 S *	11/2013	Park	D9/682
D694,122 S *	11/2013	Kawai	D9/689
D696,965 S *	1/2014	Lee	D9/691
D697,816 S *	1/2014	Lee	D9/691
D712,267 S *	9/2014	Handy	D9/500
D714,655 S *	10/2014	Kim	D9/692
D719,463 S *	12/2014	Pires	D9/691
D727,168 S *	4/2015	Raghupati	D9/688
D728,368 S *	5/2015	Alschbach	D9/445
D735,052 S *	7/2015	Hwang	D9/690
D744,342 S *	12/2015	Blasko	D9/516

(Continued)

Related U.S. Application Data

- (62) Division of application No. 29/529,801, filed on Jun. 10, 2015, now Pat. No. Des. 819,447.
- (51) **LOC (11) Cl.** **09-03**
- (52) **U.S. Cl.**
USPC **D9/574; D9/504; D9/558**
- (58) **Field of Classification Search**
USPC D9/574, 529, 682, 435, 694, 689, 516, D9/691, 500, 688, 445, 690, 524, 521, D9/449, 503, 520, 558, 504, 543, 695, D9/741, 692, 542; D7/510; D24/130; D28/7; 222/386.5; D6/695; 239/323
CPC B05B 11/0043; B05B 11/0078
See application file for complete search history.

Primary Examiner — Rhea Shields

(57) **CLAIM**

The ornamental design for an oral care implement, as shown and described.

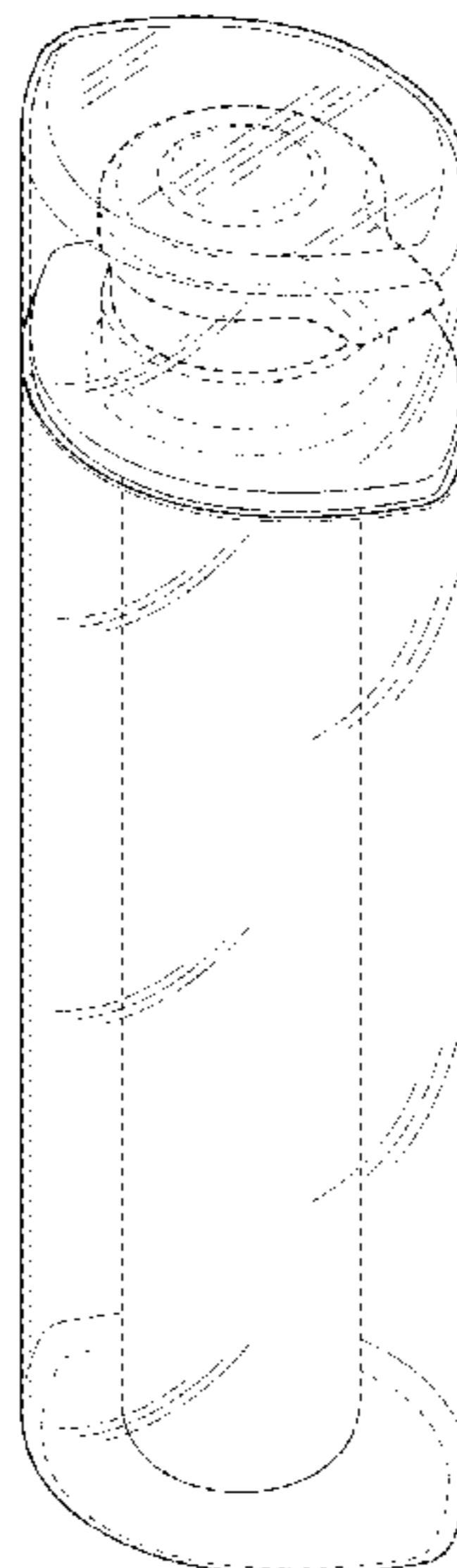
DESCRIPTION

FIG. 1 is a perspective view of the new design;
 FIG. 2 is a right side view thereof;
 FIG. 3 is a left side view thereof;
 FIG. 4 is a front view thereof;
 FIG. 5 is a rear view thereof;
 FIG. 6 is a top view thereof; and,
 FIG. 7 is a bottom view thereof.

All broken lines shown in the drawings are for environmental purposes only and form no part of the claimed design. All oblique lines shown in the drawings are used to show transparent surfaces.

- (56) **References Cited**
U.S. PATENT DOCUMENTS
D317,987 S * 7/1991 Demarest D9/529
6,648,244 B2 * 11/2003 Yu B05B 11/00412
239/323

1 Claim, 4 Drawing Sheets



(56)

References Cited

U.S. PATENT DOCUMENTS

D746,154	S	*	12/2015	Nottingham Colosimo	
					B05B 11/0078
					D9/741
D747,147	S	*	1/2016	Sanbar	D7/510
D750,965	S	*	3/2016	Alvarez De Cienfuegos	
				Hernandez	D9/521
D751,911	S	*	3/2016	Alvarez de Cienfuegos	
				Hernandez	D9/521
D752,441	S	*	3/2016	Alvarez de Cienfuegos	
				Hernandez	D9/521
D752,991	S	*	4/2016	Ober	D9/691
D753,494	S	*	4/2016	Toh	D9/449
D758,193	S	*	6/2016	Pires	D9/503
D759,499	S	*	6/2016	Staab	D9/520
D760,090	S	*	6/2016	Braz	D9/688
D763,086	S	*	8/2016	Kalagher	D9/504
D763,697	S	*	8/2016	Lee	D9/558
D774,914	S	*	12/2016	Kuzma	D9/543
D780,593	S	*	3/2017	Teller	D9/682
D781,715	S	*	3/2017	Lee	D9/558
D787,948	S	*	5/2017	Scott	D9/689
D792,217	S	*	7/2017	Still	D28/7
D795,645	S	*	8/2017	Peng	D7/510
D796,340	S	*	9/2017	Kim	D9/695
D796,669	S	*	9/2017	Palmer	D24/130

* cited by examiner

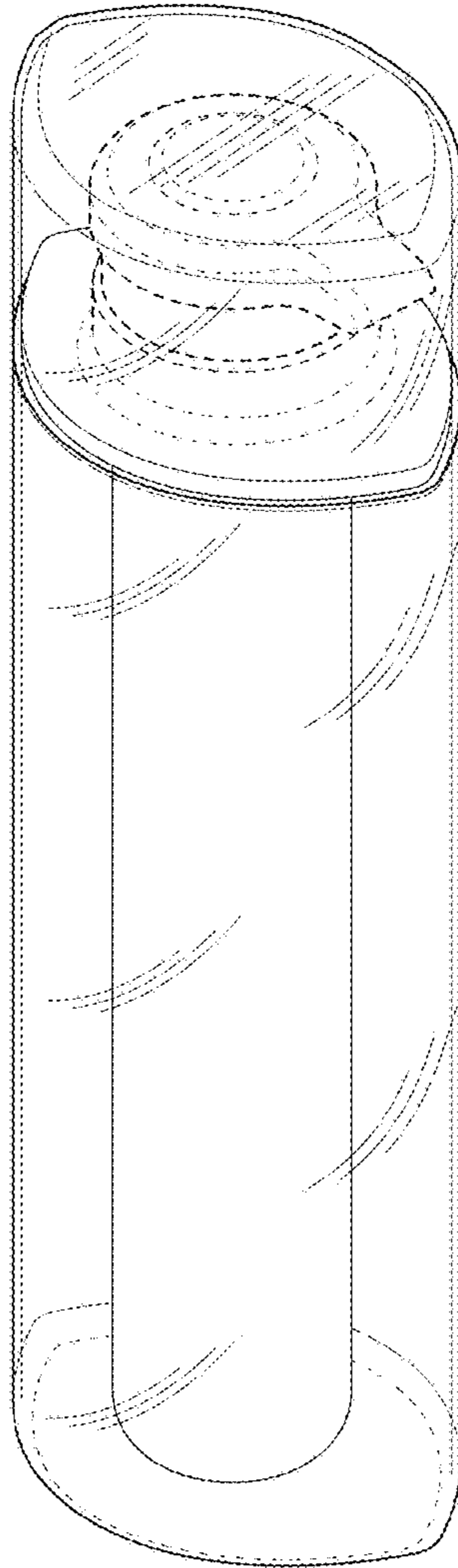


FIG. 1




FIG. 2




FIG. 3




FIG. 4




FIG. 5

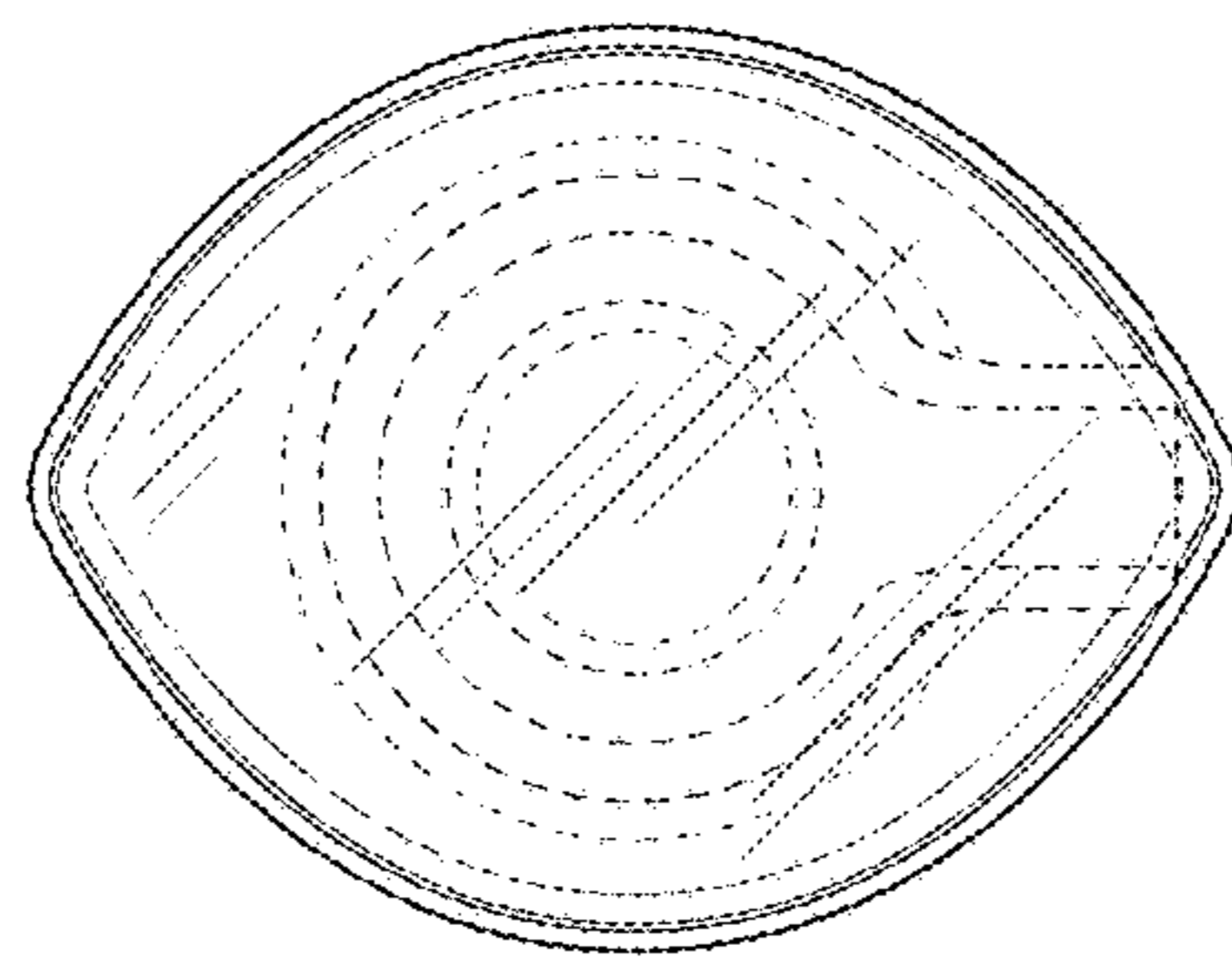


FIG. 6

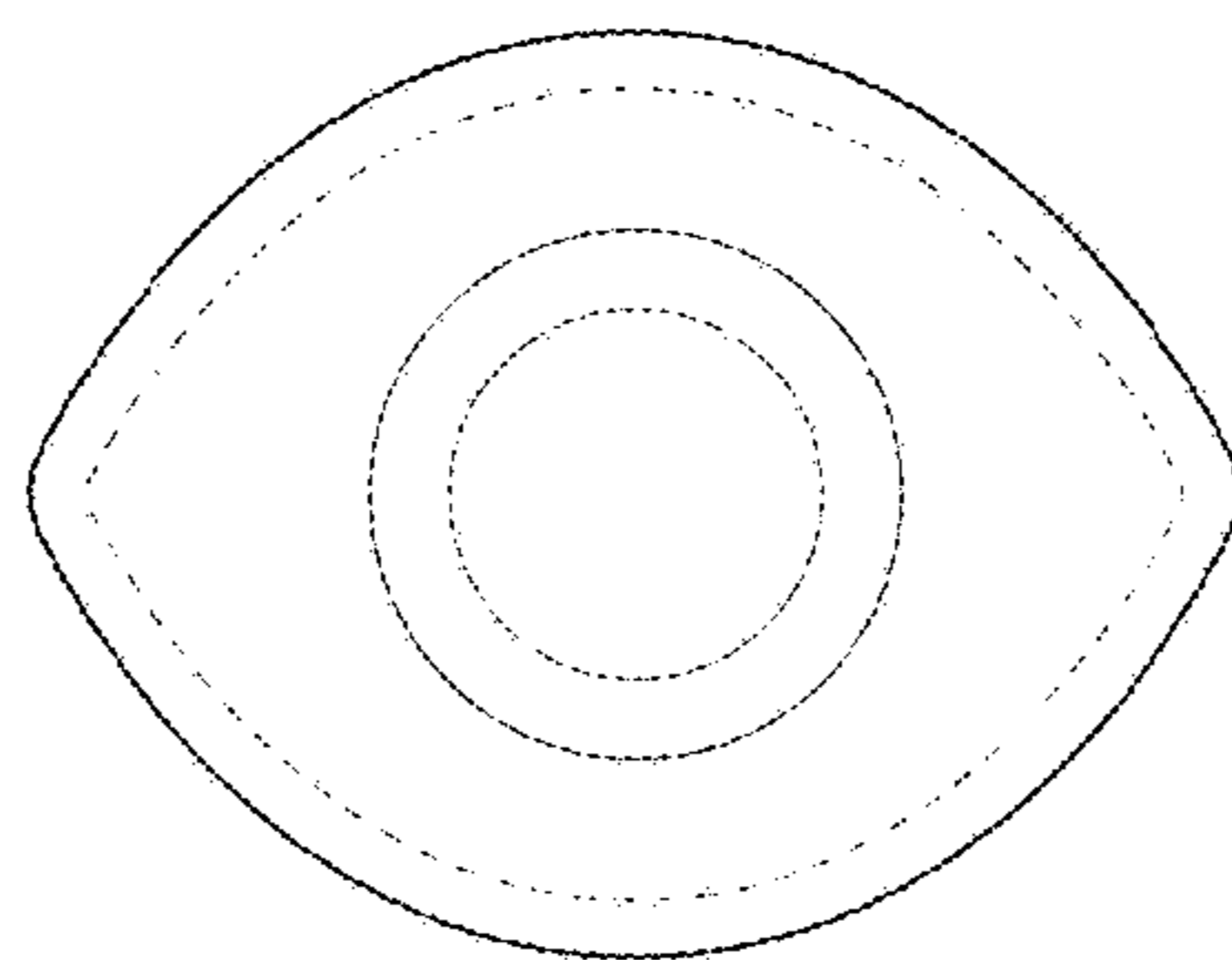


FIG. 7