



US00D840781S

(12) **United States Design Patent** (10) **Patent No.:** **US D840,781 S**
Honadel et al. (45) **Date of Patent:** **** Feb. 19, 2019**

(54) **RETRACTABLE UTILITY KNIFE**
(71) Applicant: **Fiskars Finland Oy Ab**, Helsinki (FI)
(72) Inventors: **Aaron Honadel**, Verona, WI (US);
Colin Roberts, Waunakee, WI (US);
Stephen P. Dechant, Waunakee, WI (US);
Steve Stokes, Fitchburg, WI (US)
(73) Assignee: **Fiskars Finland Oy Ab**, Helsinki (FI)
(**) Term: **15 Years**
(21) Appl. No.: **29/603,075**
(22) Filed: **May 5, 2017**
(51) **LOC (11) Cl.** **08-03**
(52) **U.S. Cl.**
USPC **D8/99**
(58) **Field of Classification Search**
USPC D8/98, 99, 100, 105, 107; D22/118
CPC .. B26B 1/08; B26B 5/00; B26B 5/001; B26B 5/002; B26B 5/003; B26B 5/006; B26B 1/00

See application file for complete search history.

(56) **References Cited**
U.S. PATENT DOCUMENTS

3,650,433	A	3/1972	Robertson
D224,290	S	7/1972	Roberston
4,379,514	A	4/1983	Joffe
4,660,284	A	4/1987	Decarolis
4,789,080	A	12/1988	Iten
D299,413	S	1/1989	DeCarolis
4,850,512	A	7/1989	Vujovich
4,936,014	A	6/1990	Shaanan et al.
5,251,783	A	10/1993	Gringer
5,584,123	A	12/1996	Chi
5,661,908	A	9/1997	Chen
D412,655	S	8/1999	Gilbert et al.
D414,670	S	10/1999	Linden

D420,270	S *	2/2000	Martone	D8/99
6,158,616	A	12/2000	Huang		
D439,492	S	3/2001	Martone et al.		
D445,662	S	7/2001	Huang		
D458,106	S	6/2002	Chong		
D462,861	S	9/2002	Schmidt		
6,449,850	B1 *	9/2002	Gilbert	B26B 5/001 30/162
6,467,173	B1	10/2002	Umstead et al.		
6,598,761	B1	7/2003	Chou		
6,789,326	B1	9/2004	Huang		
D510,010	S	9/2005	Brown et al.		
D511,447	S	11/2005	Brown et al.		
D525,104	S	7/2006	Samberg		
7,093,367	B1	8/2006	Huang		
D527,602	S	9/2006	Axon et al.		
D536,624	S	2/2007	Novak et al.		
D551,933	S	10/2007	Guo		
D553,936	S	10/2007	Takamasa		

(Continued)

Primary Examiner — Philip S Hyder
(74) *Attorney, Agent, or Firm* — Foley & Lardner LLP

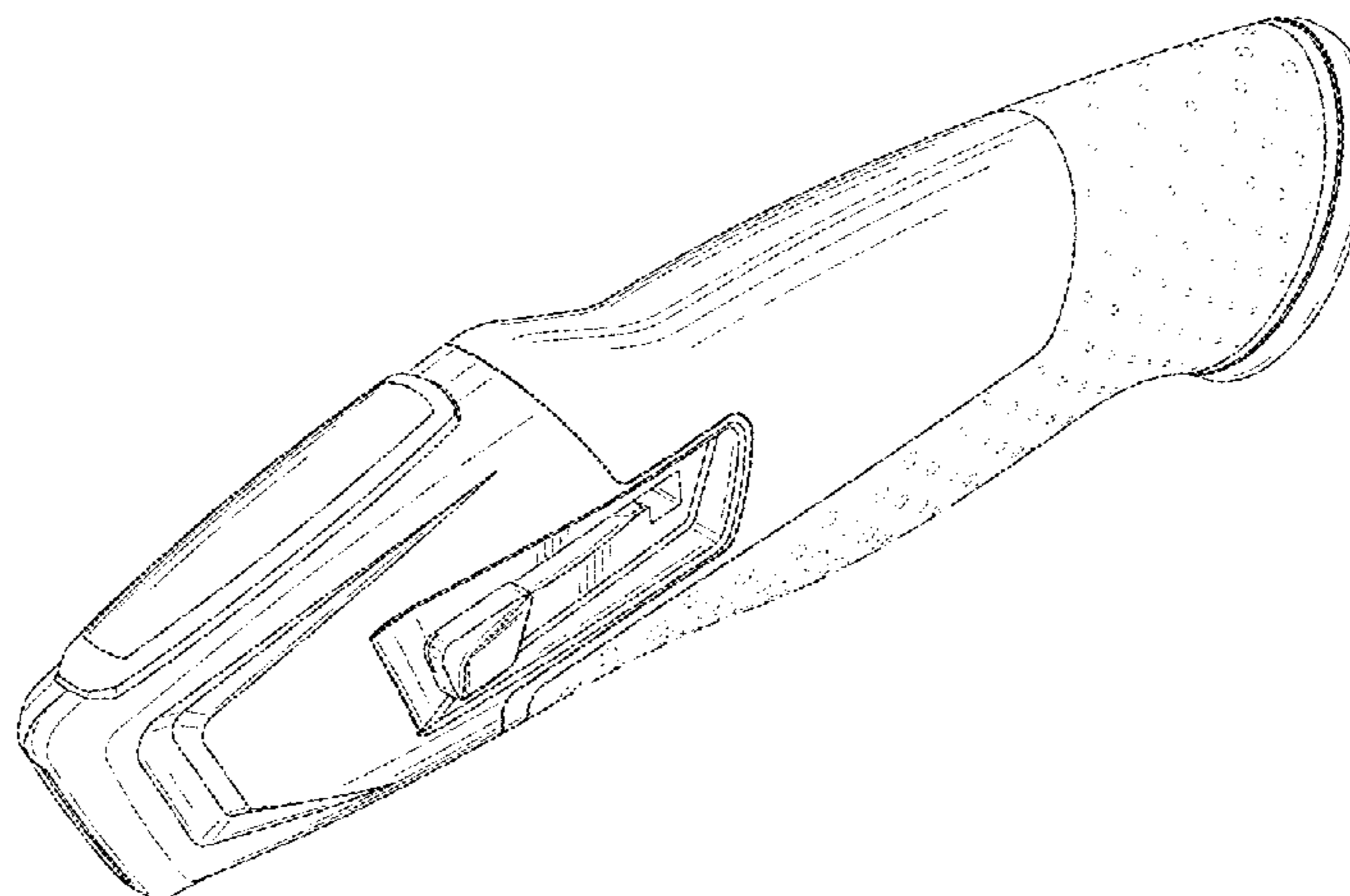
(57) **CLAIM**

We claim the ornamental design for a retractable utility knife, as shown and described.

DESCRIPTION

FIG. 1 is a top perspective view of an embodiment of the claimed design;
FIG. 2 is front view thereof;
FIG. 3 is a rear view thereof;
FIG. 4 is a left side view thereof;
FIG. 5 is a right side view thereof;
FIG. 6 is a top view thereof;
FIG. 7 is a bottom view thereof; and,
FIG. 8 is a bottom perspective view thereof.
The broken lines depict portions of the retractable utility knife in which the design is embodied that are not considered part of the claimed design.

1 Claim, 5 Drawing Sheets



(56)

References Cited

U.S. PATENT DOCUMENTS

D554,774 S	11/2007	Antonic		D731,280 S *	6/2015	Dahlberg	D8/99
D558,555 S *	1/2008	Huang	D731,281 S	6/2015	Dahlberg et al.		
D560,462 S	1/2008	Takamasa		D731,282 S *	6/2015	Dahlberg	D8/99
D560,999 S	2/2008	Ping		D731,283 S	6/2015	Dahlberg et al.		
D564,328 S *	3/2008	Smith	D731,870 S *	6/2015	Dahlberg	D8/99
D565,919 S	4/2008	Kondo et al.		D735,552 S	8/2015	Hung		
D572,107 S	7/2008	Maraia et al.		D738,182 S	9/2015	Parker et al.		
7,516,550 B2	4/2009	Hagan et al.		9,162,811 B2	10/2015	Schneider et al.		
D596,915 S	7/2009	Garcia et al.		D751,883 S	3/2016	Huang et al.		
D602,326 S	10/2009	Garcia et al.		D756,191 S	5/2016	Horovitz et al.		
D603,680 S	11/2009	Wu		D767,915 S	10/2016	Held		
7,797,835 B2	9/2010	Zeng		D793,198 S *	8/2017	Wang	D8/99
D624,833 S	10/2010	Van Deursen		2003/0085236 A1	5/2003	Schmidt		
D686,481 S	7/2013	Robinson et al.		2004/0099682 A1	5/2004	Huang		
8,539,680 B2	9/2013	Strauss		2004/0178214 A1	9/2004	Wei		
D705,033 S *	5/2014	Dahlberg	2006/0272157 A1	12/2006	Zeng		
D720,628 S	1/2015	Erdmann		2016/0304269 A1	10/2016	Erdmann et al.		
				2017/0021511 A1	1/2017	Chiu		
				2017/0174412 A1	6/2017	Wonderley et al.		
				2018/0021964 A1	1/2018	Rohrbach		

* cited by examiner

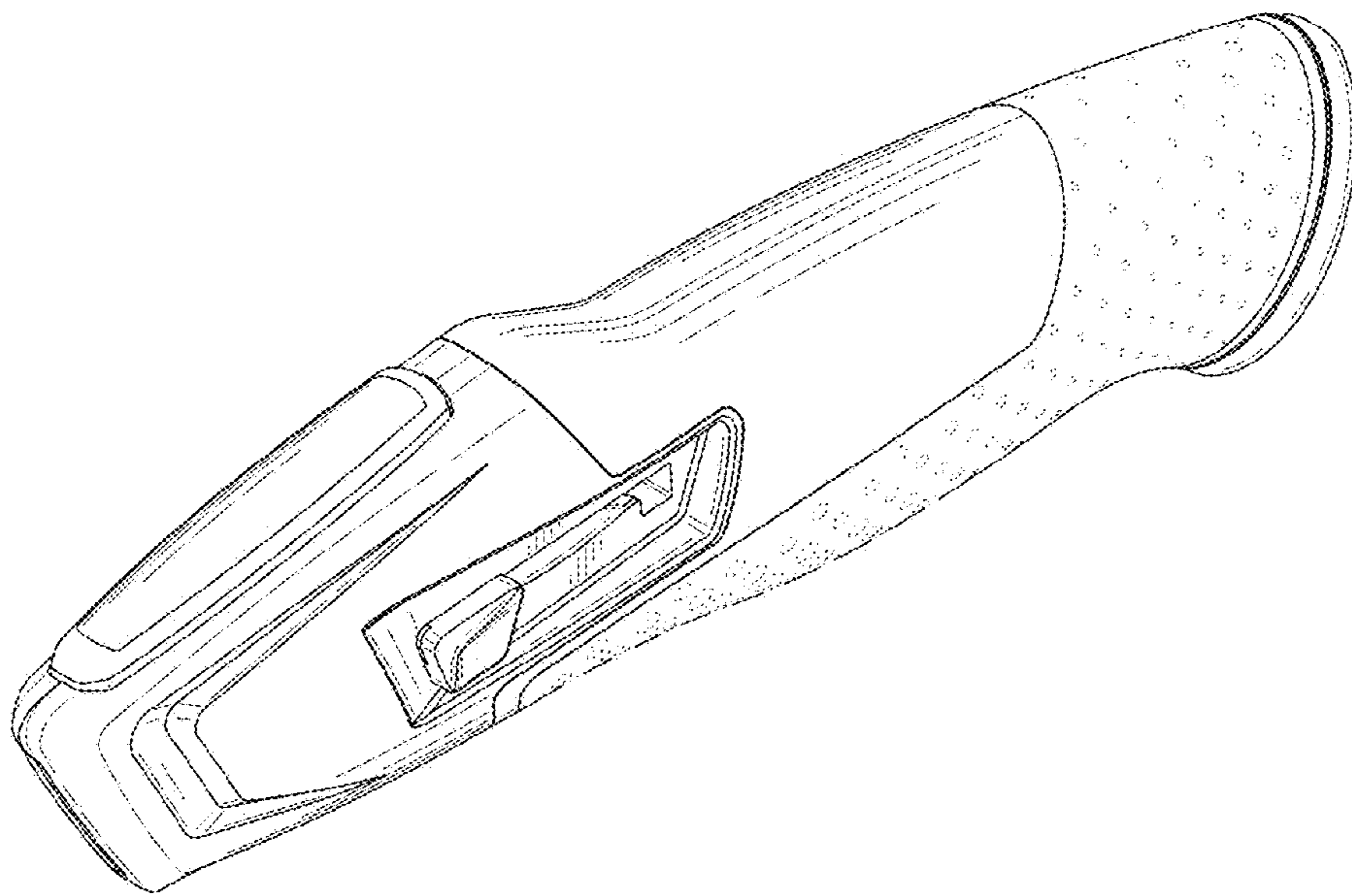


FIG. 1

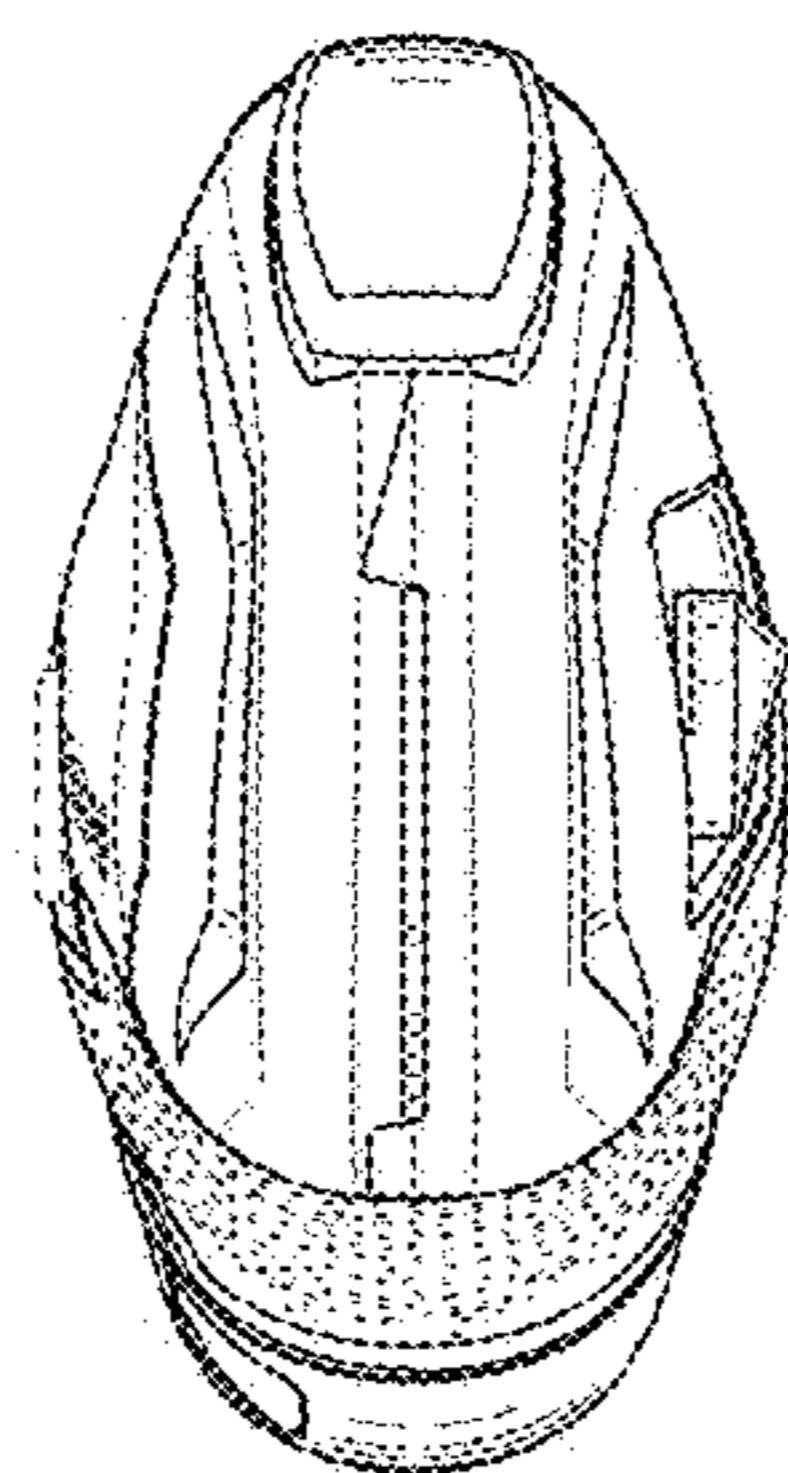


FIG. 2

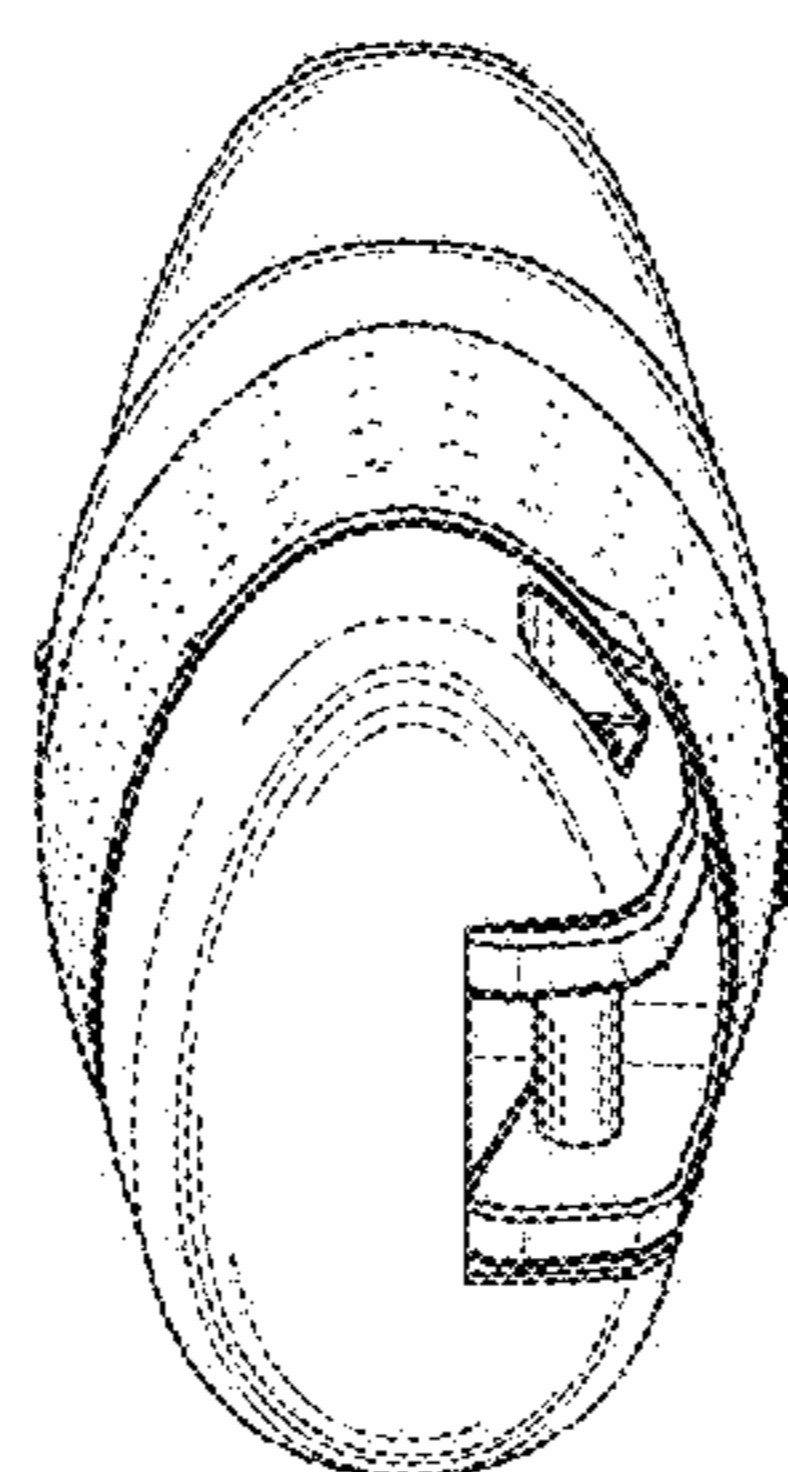


FIG. 3

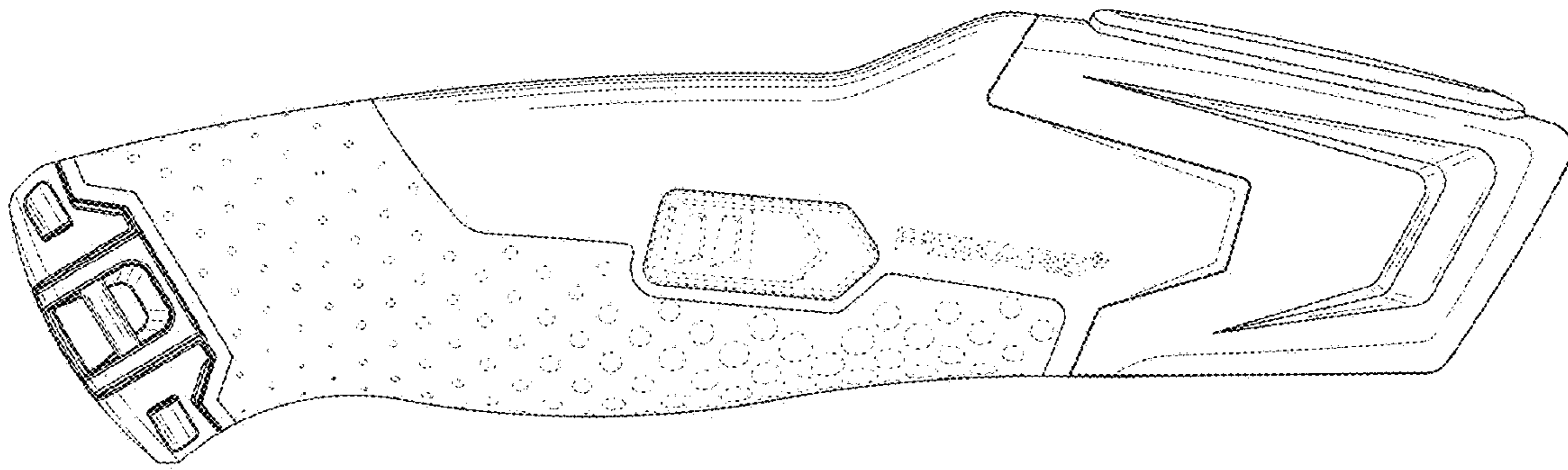


FIG. 4

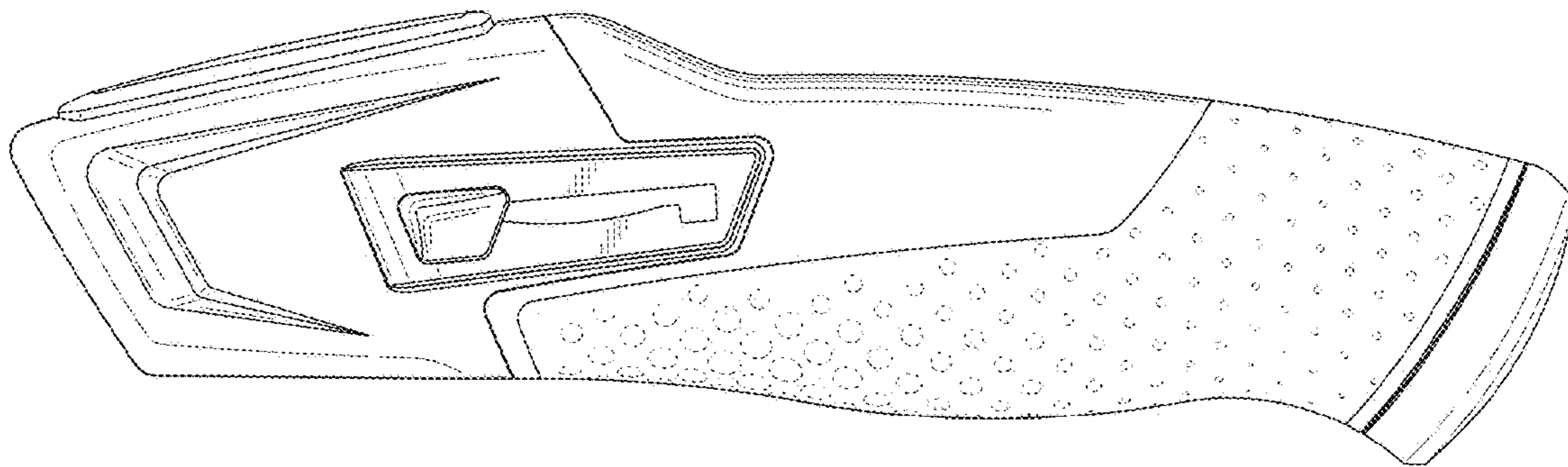


FIG. 5

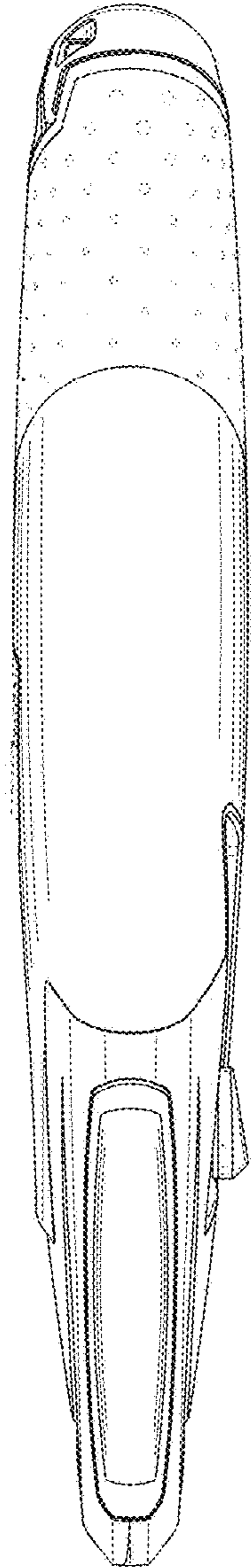


FIG. 6

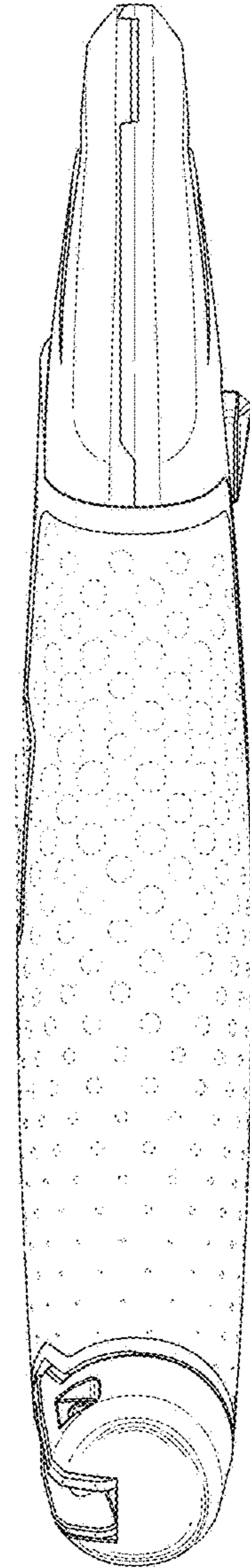


FIG. 7

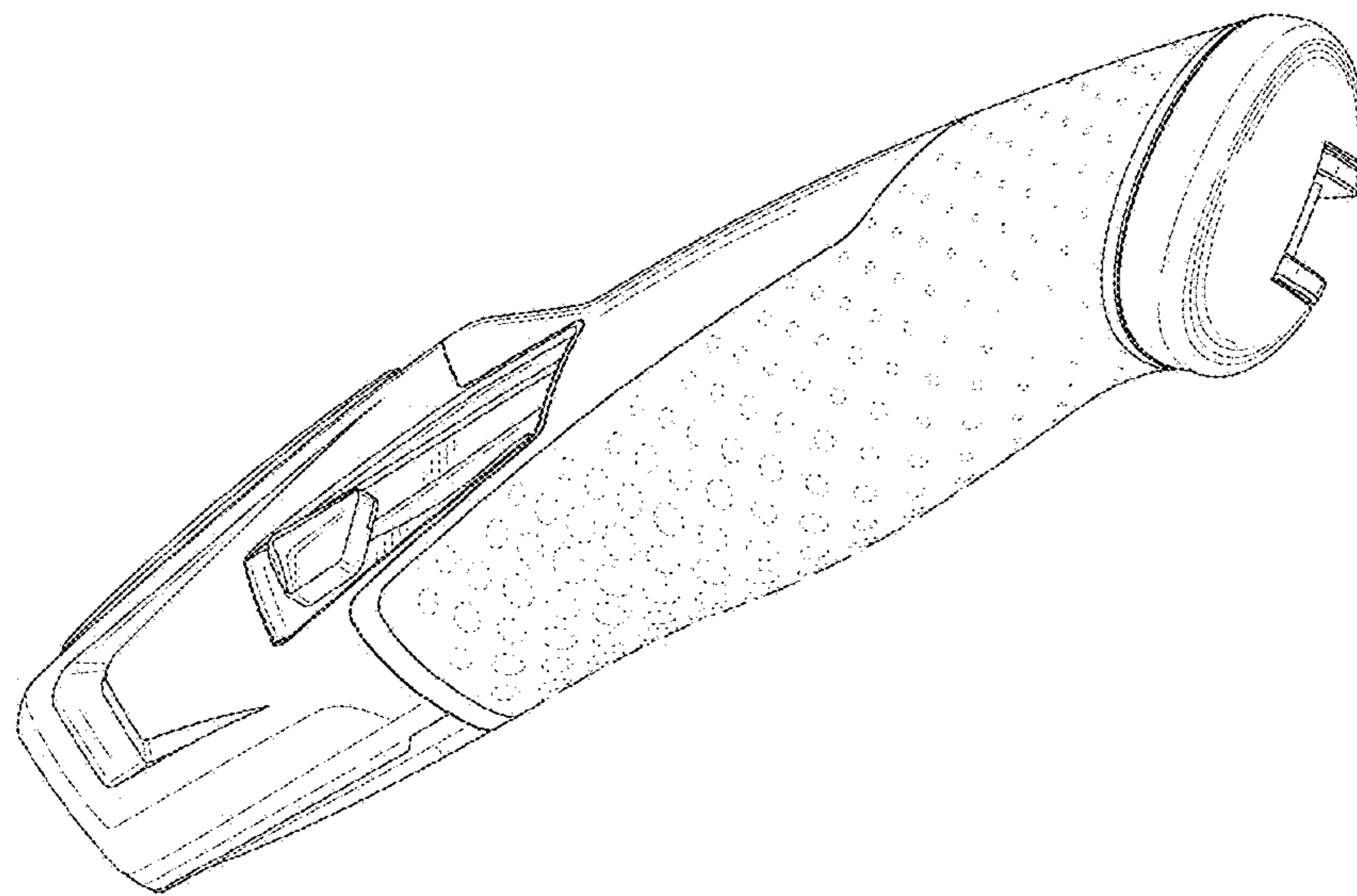


FIG. 8