



US00D840769S

(12) **United States Design Patent**
Malcolm

(10) **Patent No.:** **US D840,769 S**
(45) **Date of Patent:** **** Feb. 19, 2019**

(54) **EATING UTENSIL**

(71) Applicant: **Carter T. Malcolm**, Ann Arbor, MI
(US)

(72) Inventor: **Carter T. Malcolm**, Ann Arbor, MI
(US)

(**) Term: **15 Years**

(21) Appl. No.: **29/630,057**

(22) Filed: **Dec. 19, 2017**

(51) **LOC (11) Cl.** **07-03**

(52) **U.S. Cl.**

USPC **D7/656**; D7/401.2; D7/653; D7/654

(58) **Field of Classification Search**

USPC D4/138; D7/368, 401.2, 642-645,
D7/653-664, 669, 675-677, 683,
D7/688-689, 691; D8/34, 38, 107,
D8/300-301; D21/576, 606-609,
D21/625-627; D22/117-118; D24/116
CPC ... A01D 9/02; A01D 9/04; A01D 9/06; A47G
21/00; A47G 21/004; A47G 21/005;
A47G 21/02; A47G 21/023; A47G 21/04;
A47G 21/06; A47G 21/08; A47J 43/28;
A47J 43/281; A47J 43/282; A61F 13/10;
A61J 7/0023; B25G 1/00; B25G 1/01;
B25G 1/02; B25G 3/00; B65D 75/56;
B65D 75/563; B65D 75/566; B67B 7/00;
B67B 7/724; B67B 7/73

See application file for complete search history.

(56) **References Cited**

U.S. PATENT DOCUMENTS

D294,391 S * 2/1988 Woo D24/116
D347,148 S * 5/1994 Harrison A47G 21/02
D4/107

D356,928 S * 4/1995 Brown D4/107
D389,711 S * 1/1998 Henry D21/576
D405,670 S * 2/1999 Wysopal D8/38
D419,306 S * 1/2000 Hansen D4/125
D470,370 S * 2/2003 Arnold D8/34
D554,439 S * 11/2007 Malcolm D7/653
D554,440 S * 11/2007 Malcolm D7/653
D639,617 S * 6/2011 Malcolm D7/653
D716,107 S * 10/2014 Skolnik D7/401.2
2009/0077812 A1 * 3/2009 Malcolm A47G 21/02
30/142

* cited by examiner

Primary Examiner — Ricky Pham

(74) *Attorney, Agent, or Firm* — Brinks Gilson & Lione


(57) **CLAIM**

The ornamental design for an eating utensil, as shown and described.

DESCRIPTION

FIG. 1 is a top perspective view of the eating utensil of the present invention;
FIG. 2 is a bottom perspective view of the eating utensil of the present invention;
FIG. 3 is a top view of the eating utensil shown in FIG. 1;
FIG. 4 is a right side view of the eating utensil shown in FIG. 1;
FIG. 5 is a bottom view of the eating utensil shown in FIG. 1;
FIG. 6 is a back side view of the eating utensil shown in FIG. 1;
FIG. 7 is a left side view of the eating utensil shown in FIG. 1; and,
FIG. 8 is a front view of eating utensil shown in FIG. 1.
The broken lines shown in the drawings are for illustrative purposes only and form no part of the claimed design.

1 Claim, 4 Drawing Sheets



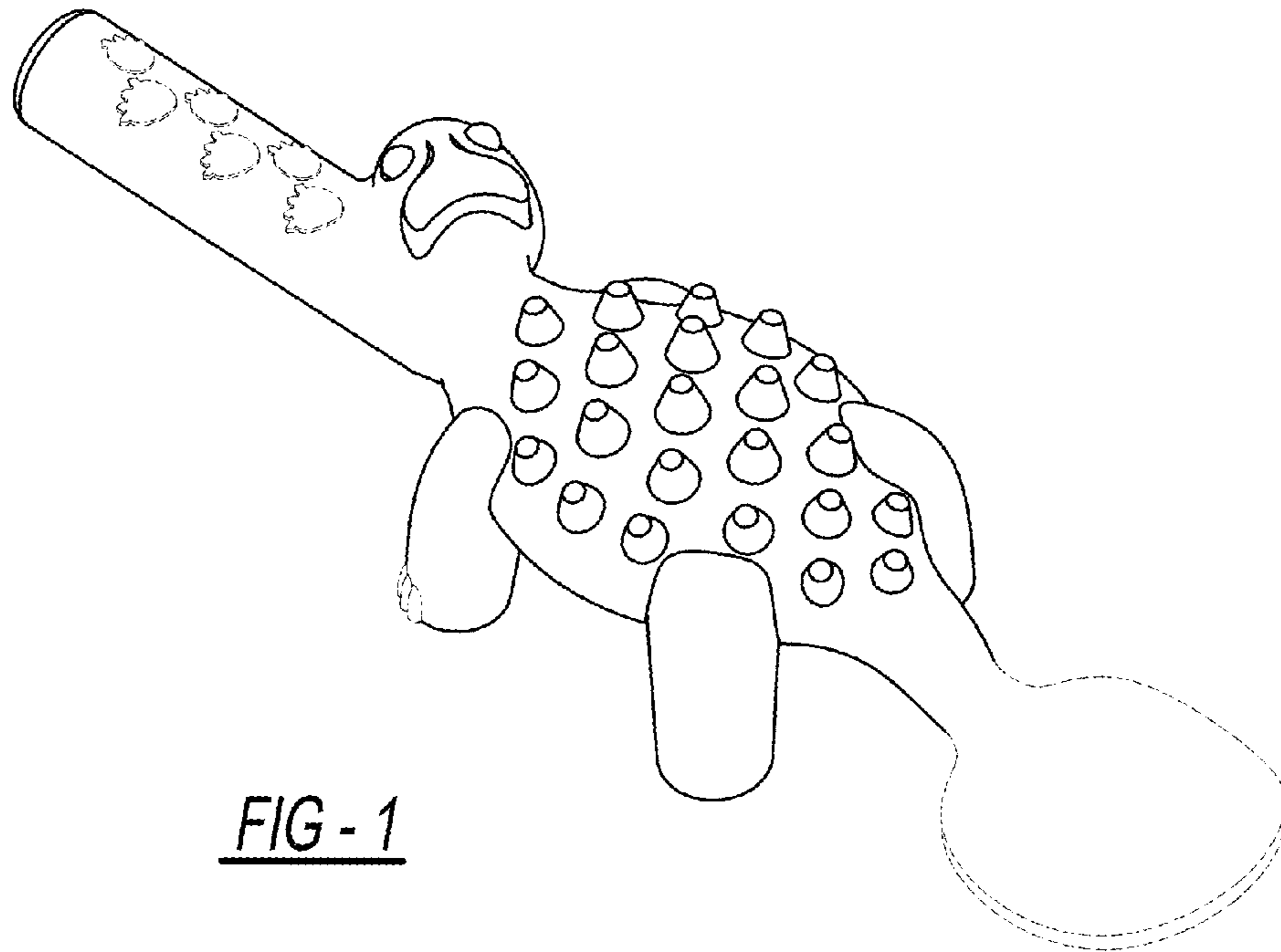


FIG - 1

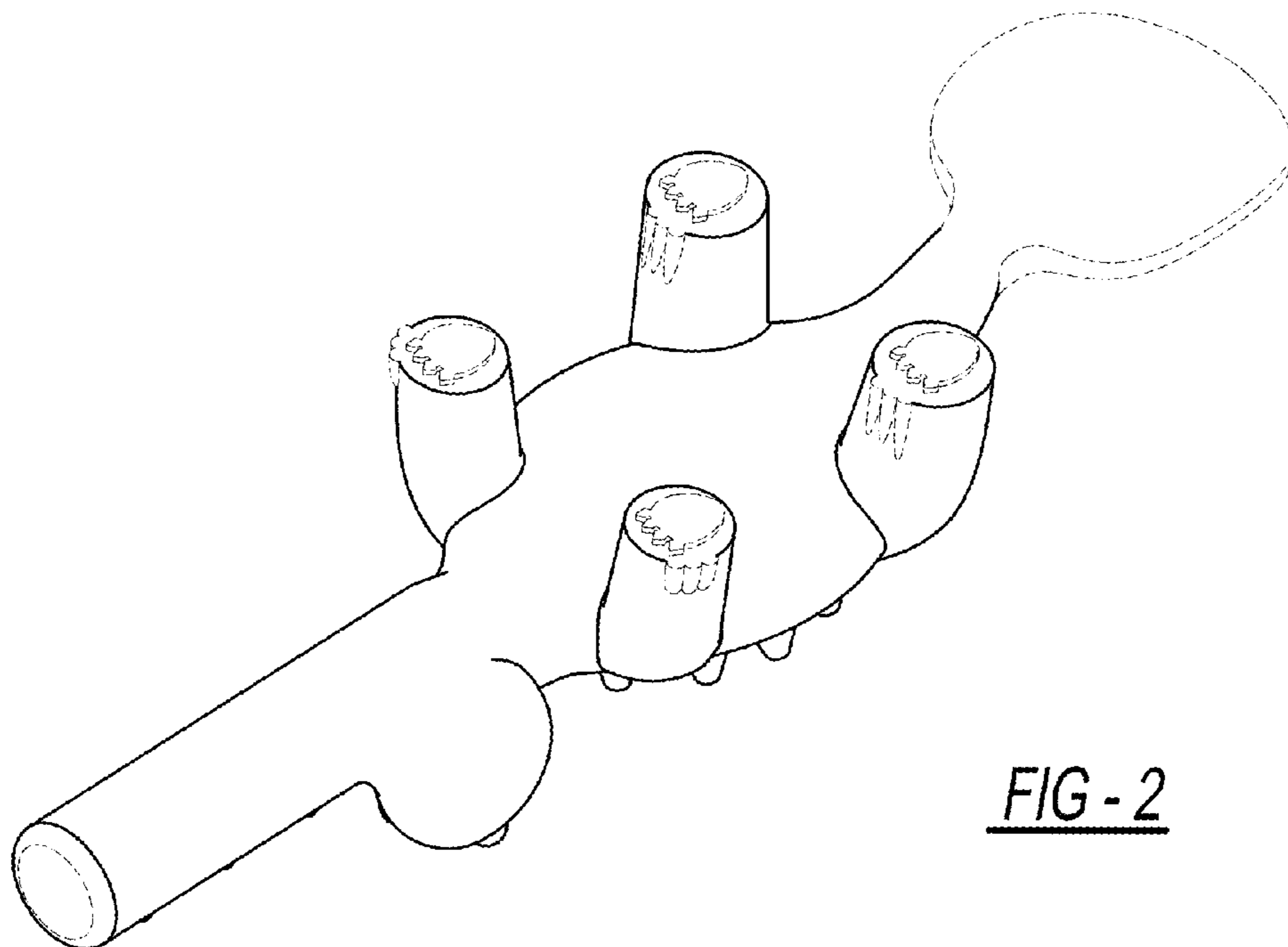


FIG - 2

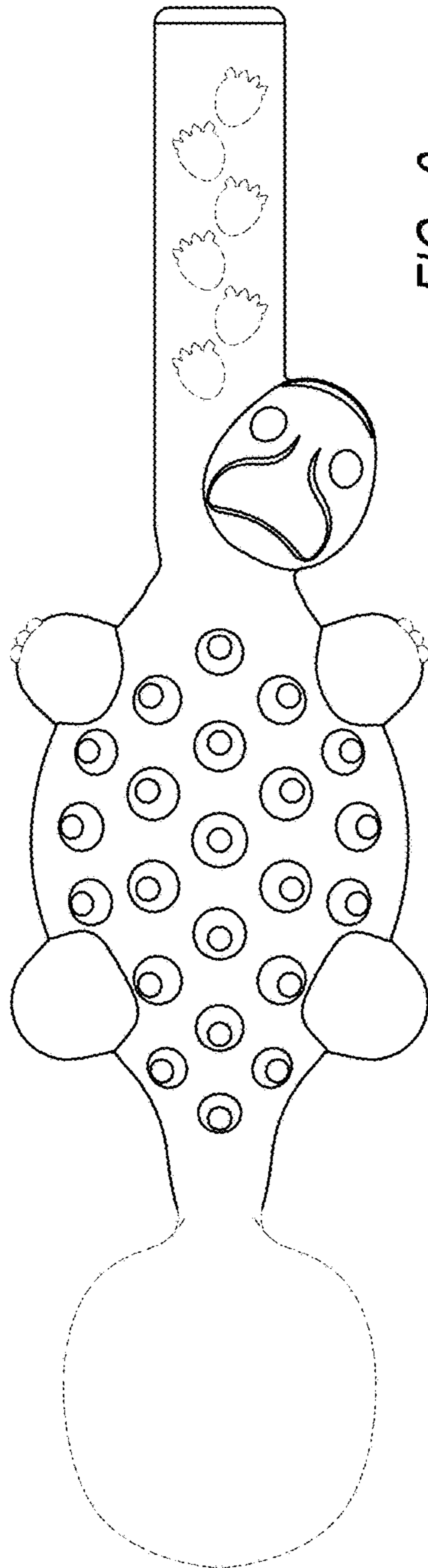


FIG-3

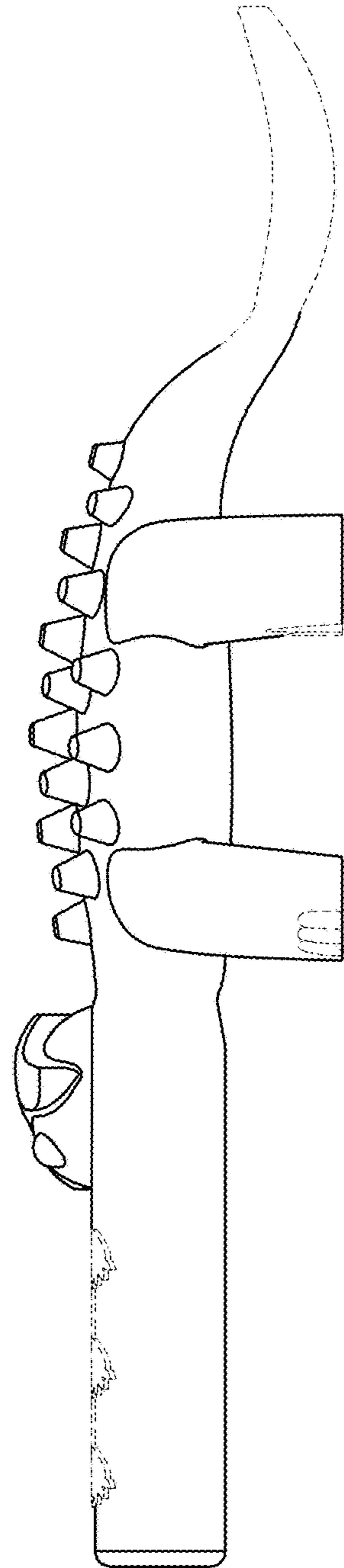


FIG-4

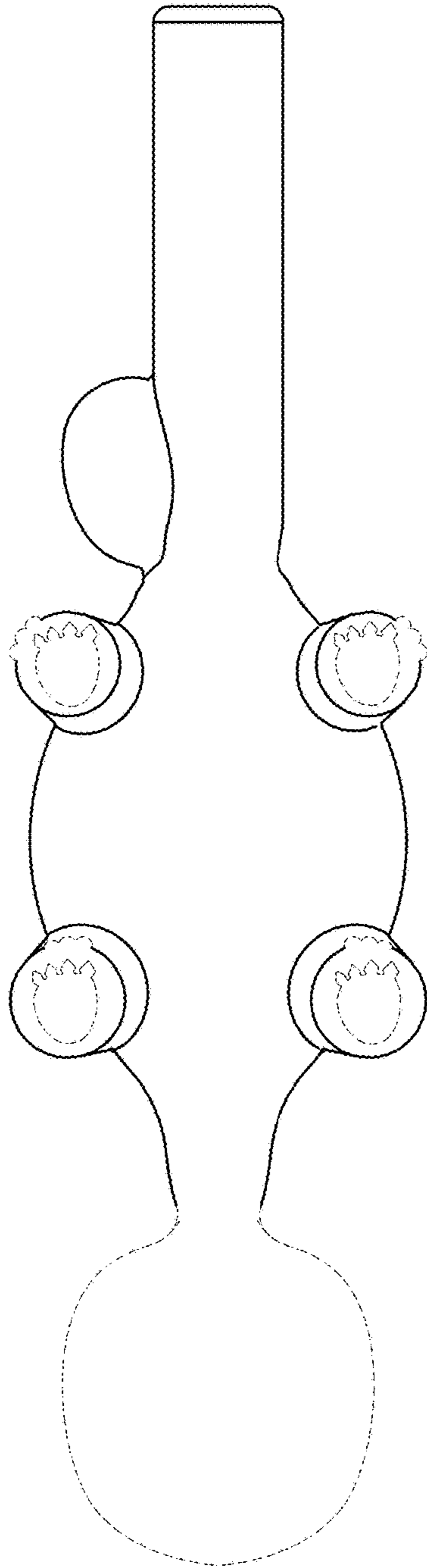


FIG - 5

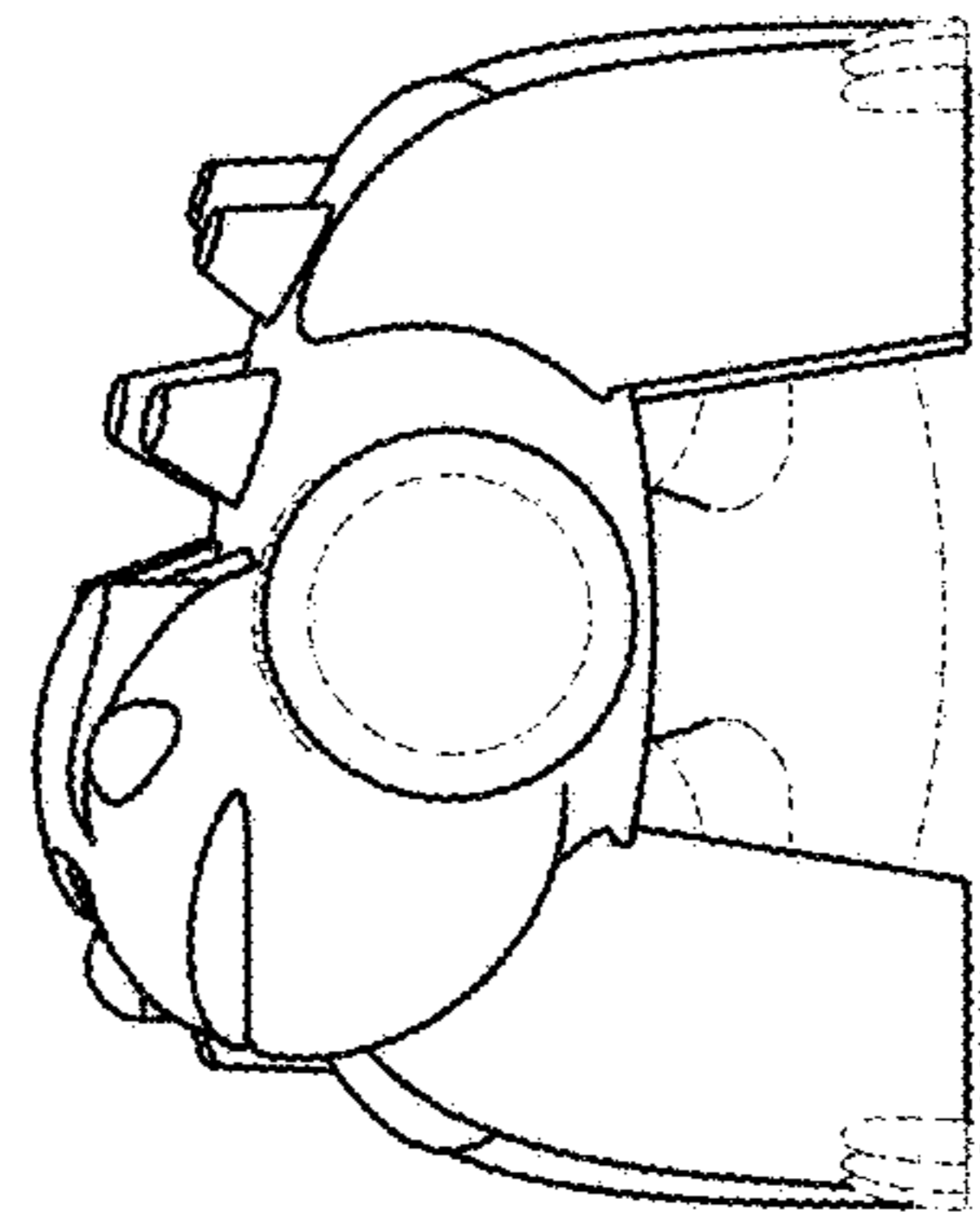


FIG - 6

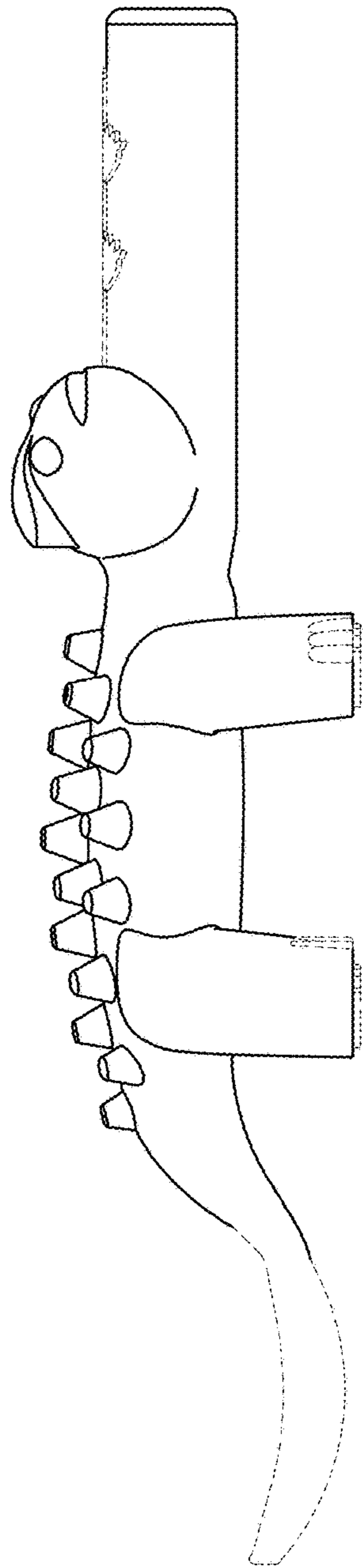


FIG-7

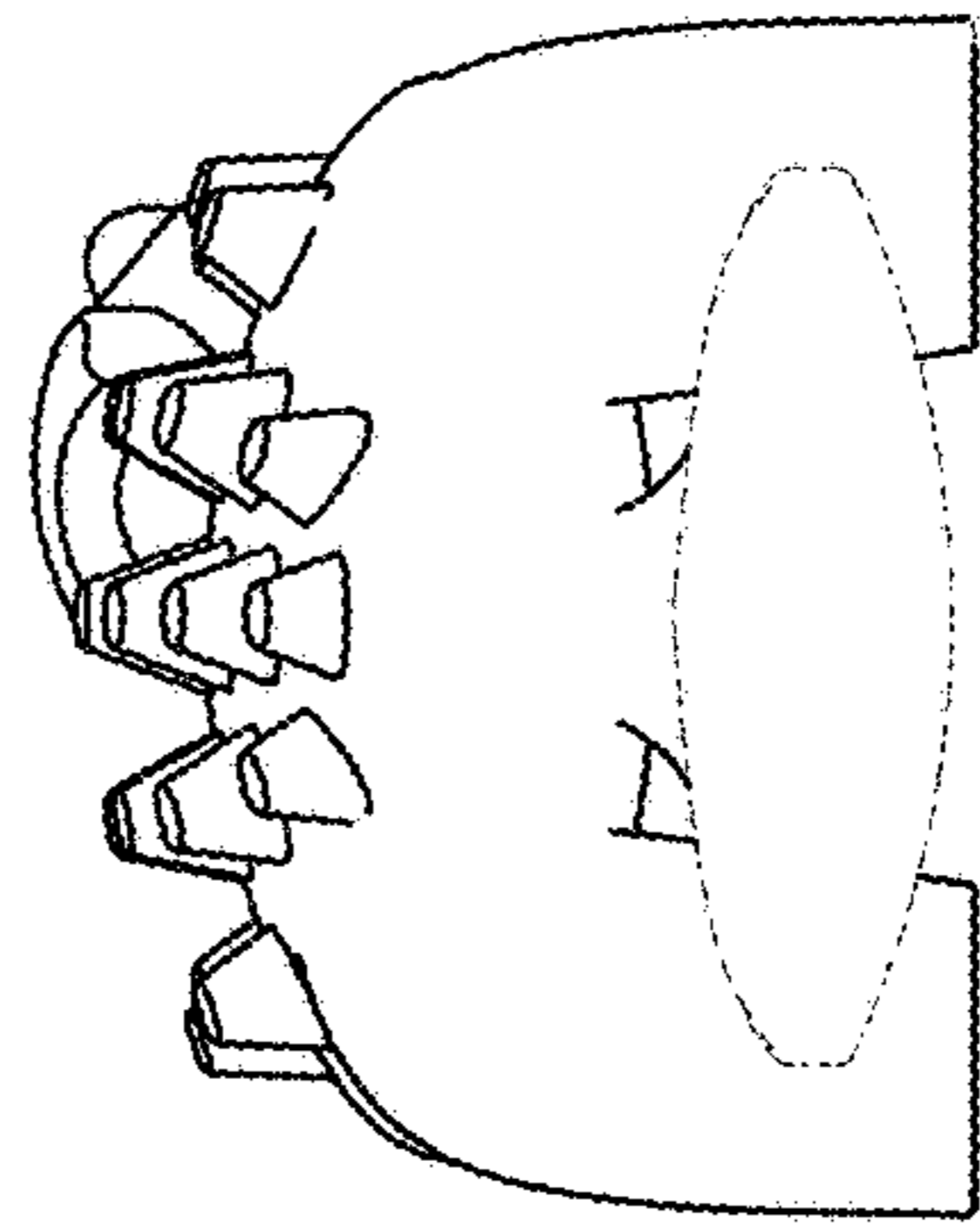


FIG-8