



US00D840758S

(12) **United States Design Patent** (10) **Patent No.:** **US D840,758 S**  
**Alliel** (45) **Date of Patent:** **\*\* Feb. 19, 2019**

(54) **FOOD TRAY**  
(71) Applicant: **Emmanuel Alliel**, Largo, FL (US)  
(72) Inventor: **Emmanuel Alliel**, Largo, FL (US)  
(\*\*) Term: **15 Years**  
(21) Appl. No.: **29/641,833**  
(22) Filed: **Mar. 26, 2018**  
(51) **LOC (11) Cl.** ..... **07-01**  
(52) **U.S. Cl.**  
USPC ..... **D7/551.2**  
(58) **Field of Classification Search**  
USPC ..... D7/553.4–553.5, 553.1–553.3, 550.1,  
D7/551.2, 554.1–554.2, 555, 552.1, 553.8,  
D7/396.1, 701  
CPC ..... A47G 19/02; A47G 19/06; A47G 23/06;  
B65D 1/34; B65D 85/60  
See application file for complete search history.

D749,908 S \* 2/2016 Cai ..... D7/543  
D750,441 S \* 3/2016 Hartmann ..... D7/553.5  
D776,485 S \* 1/2017 Bradley ..... D7/550.1  
D781,658 S \* 3/2017 Chiorazzi ..... A47G 23/0625  
D7/550.1

\* cited by examiner

*Primary Examiner* — Kelley A Donnelly

(57) **CLAIM**

The ornamental design for a food tray, as shown and described.

**DESCRIPTION**

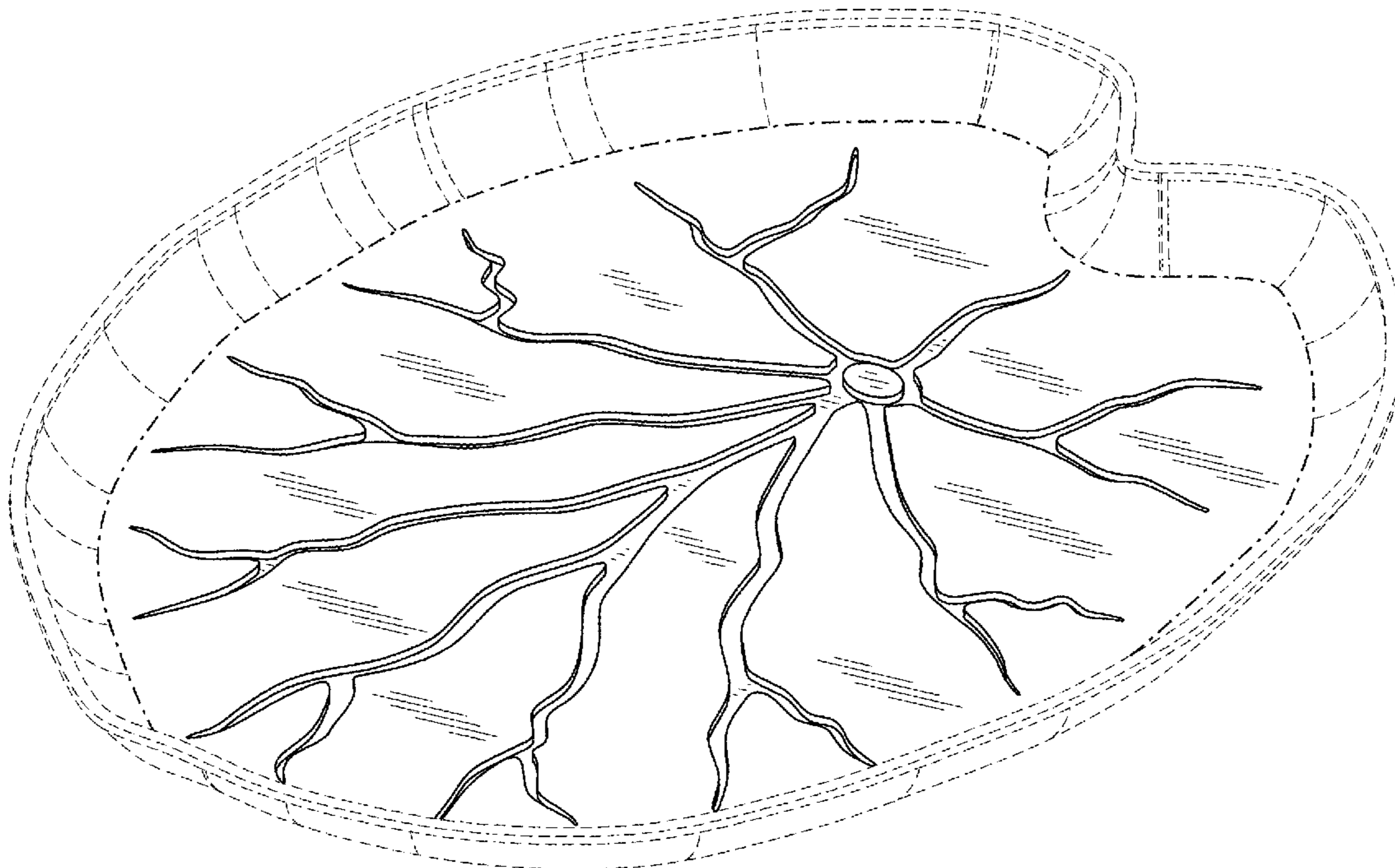
FIG. 1 is a top perspective view of a food tray, showing my new design;  
FIG. 2 is a front elevation view thereof;  
FIG. 3 is a rear elevation view thereof;  
FIG. 4 is a left elevation view thereof;  
FIG. 5 is a right elevation view thereof; and,  
FIG. 6 is a top plan view thereof.  
The broken lines consisting of evenly sized dash-dash-dash lines in the drawings depict portions of the food tray that form no part of the claimed design, while the broken lines consisting of dash-dot-dash lines in the drawings depict the boundary of the claimed invention and it is understood that the claim extends to the boundary that forms no part of the claimed design.

(56) **References Cited**

U.S. PATENT DOCUMENTS

D413,487 S \* 9/1999 Vitali ..... D7/500  
D578,716 S \* 10/2008 Palin ..... D32/35  
D663,167 S \* 7/2012 Gober ..... D7/551.1  
D686,457 S \* 7/2013 Gober ..... D7/354

**1 Claim, 4 Drawing Sheets**



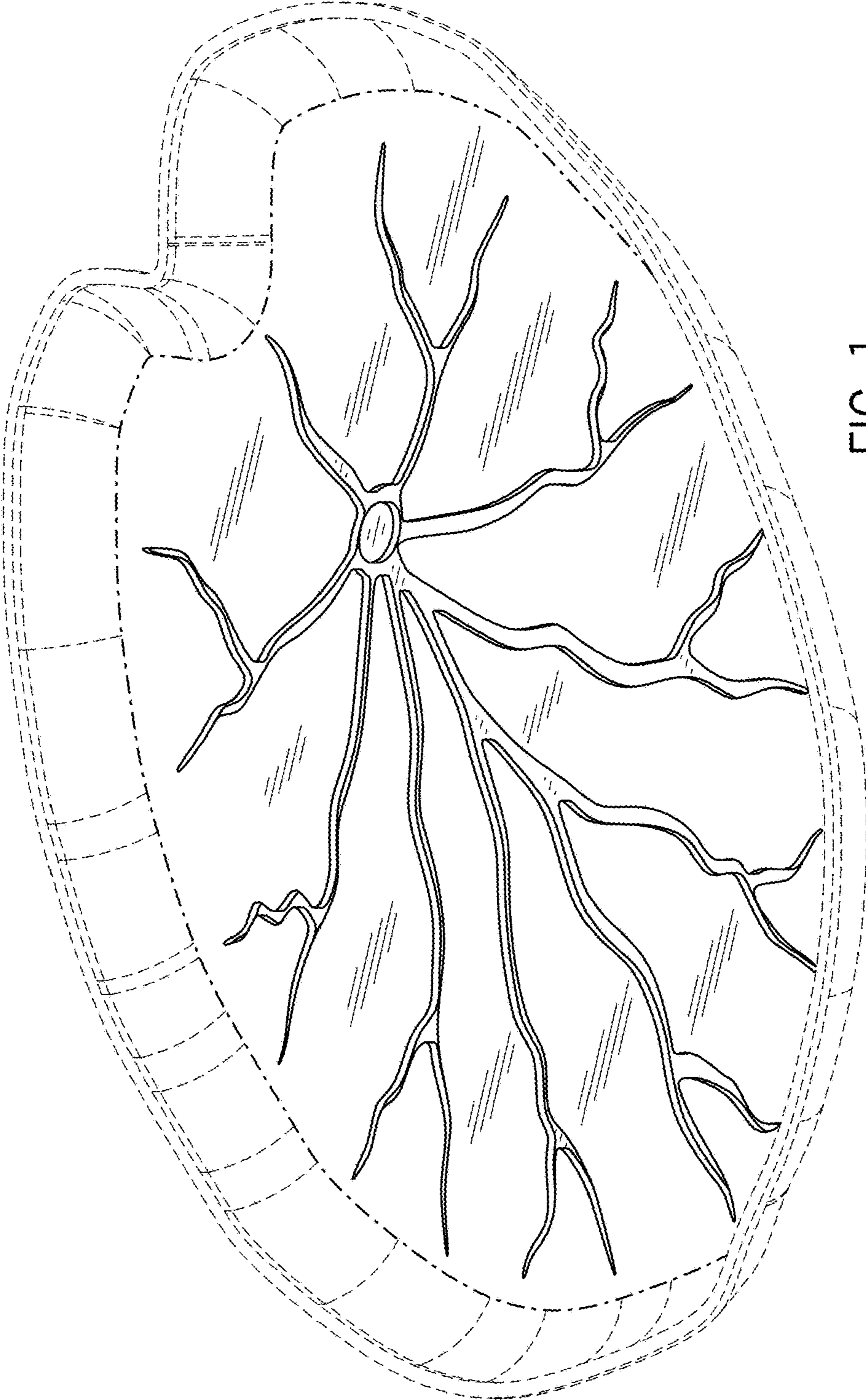


FIG. 1




FIG. 2

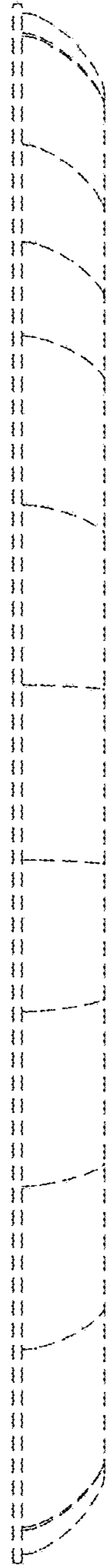


FIG. 3




FIG. 4

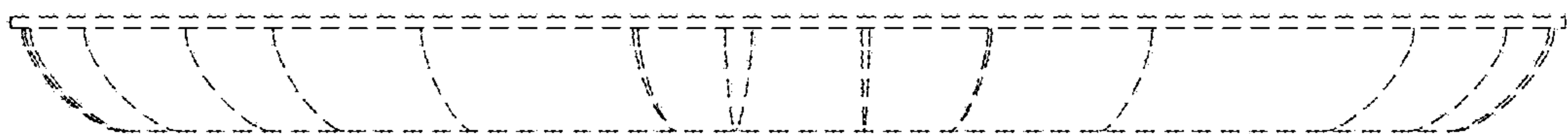


FIG. 5



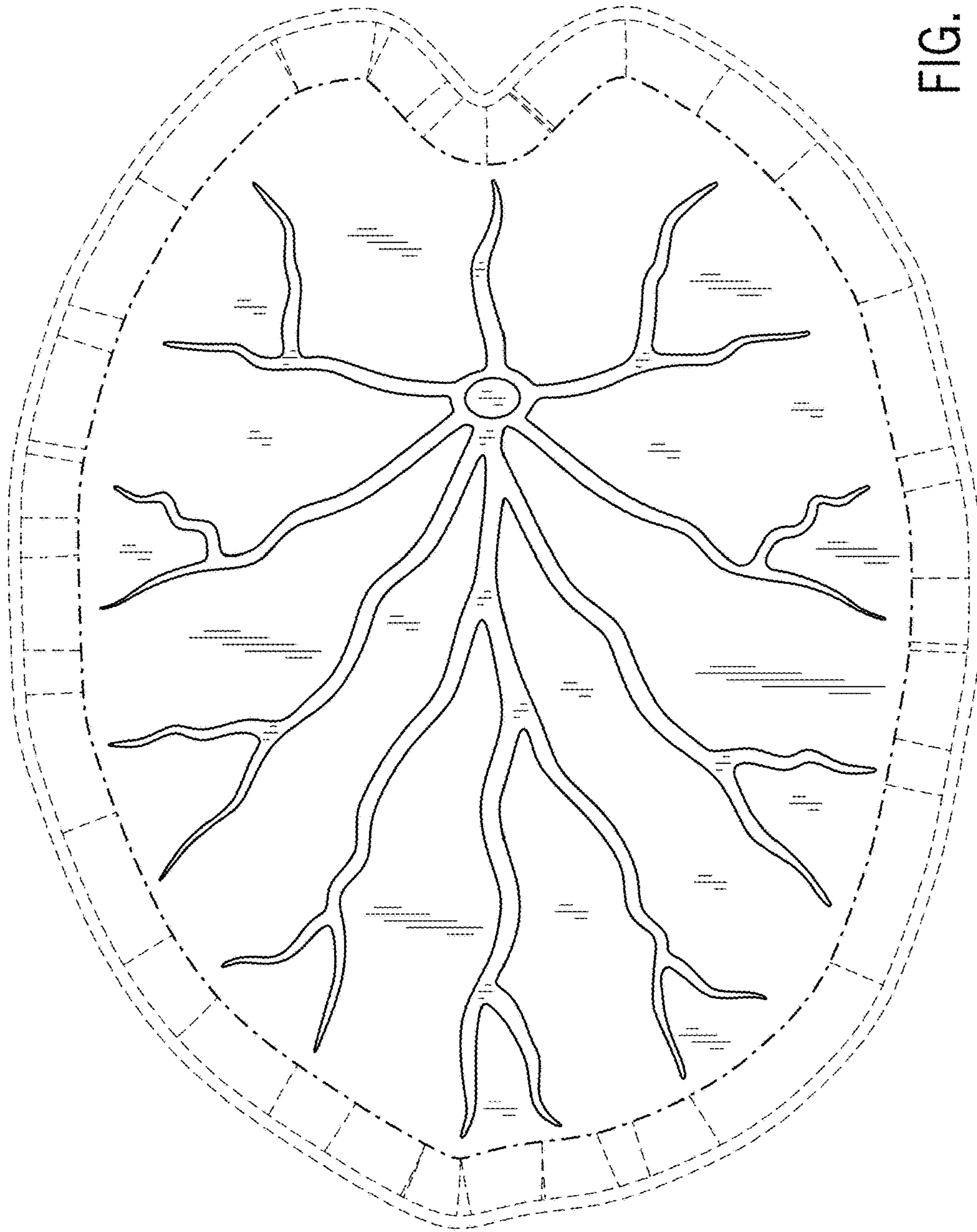


FIG. 6