

US00D840753S

(12) **United States Design Patent** (10) **Patent No.:** **US D840,753 S**
Müller (45) **Date of Patent:** **** Feb. 19, 2019**

(54) **LIGHTER**

(71) Applicant: **KM Brands, Inc.**, Cambridge City, IN (US)

(72) Inventor: **Georg F. Müller**, Meckesheim (DE)

(73) Assignee: **KM BRANDS, INC.**, Cambridge City, IN (US)

(**) Term: **15 Years**

(21) Appl. No.: **29/599,378**

(22) Filed: **Apr. 3, 2017**

(51) **LOC (11) Cl.** **07-99**

(52) **U.S. Cl.**
USPC **D7/416**

(58) **Field of Classification Search**
USPC D7/417; D15/9.1; D27/139, 141, 147, D27/154, 160
CPC F23Q 1/06; F23Q 2/00; F23Q 2/02; F23Q 2/16; F23Q 2/18
See application file for complete search history.

(56) **References Cited**

U.S. PATENT DOCUMENTS

D425,369 S *	5/2000	Sung	D7/416
D437,526 S *	2/2001	Umemoto	D7/416
D443,474 S *	6/2001	Shibata	D7/416
D447,914 S *	9/2001	Tubby	D7/416
D450,534 S *	11/2001	Wang	D7/416
D554,430 S *	11/2007	Yang	D7/416
7,563,094 B2 *	7/2009	Yang	F23Q 2/167 431/153
D618,058 S *	6/2010	Tao	D7/416

D665,226 S *	8/2012	Luo	D7/416
D805,349 S *	12/2017	Looft	D7/416
2009/0263754 A1 *	10/2009	Wang	F23Q 2/287 431/153

* cited by examiner

Primary Examiner — Daniel D Bui

Assistant Examiner — Andrew Kerr

(74) *Attorney, Agent, or Firm* — Moore & Van Allen PLLC; Henry B. Ward, III

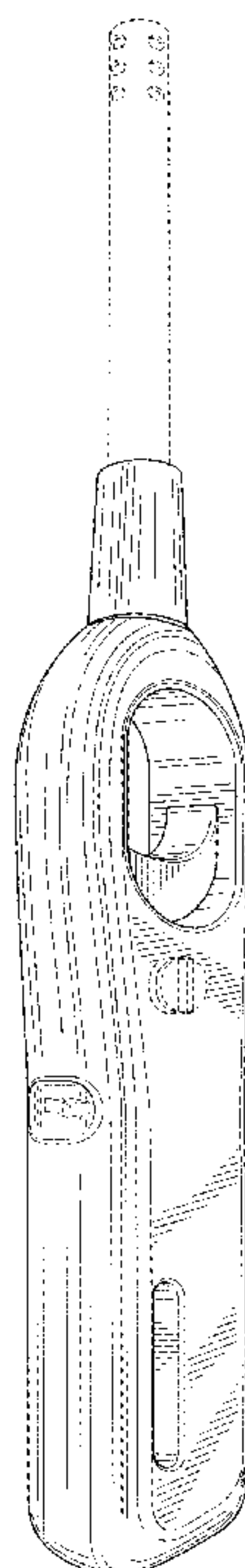
(57) **CLAIM**

The ornamental design for a lighter, as shown and described.

DESCRIPTION

FIG. 1 is a bottom, right-side perspective view of a lighter showing my new design;
 FIG. 2 is a right-side elevational view of the lighter shown in FIG. 1;
 FIG. 3 is a left-side elevational view of the lighter shown in FIG. 1;
 FIG. 4 is a bottom elevational view of the lighter shown in FIG. 1;
 FIG. 5 is a top elevational view of the lighter shown in FIG. 1;
 FIG. 6 is a front plan view of the lighter shown in FIG. 1; and,
 FIG. 7 is a rear plan view of the lighter shown in FIG. 1.
 The broken lines showing portions of the lighter are for the purpose of illustrating environmental structure only and form no part of the claimed design.

1 Claim, 4 Drawing Sheets



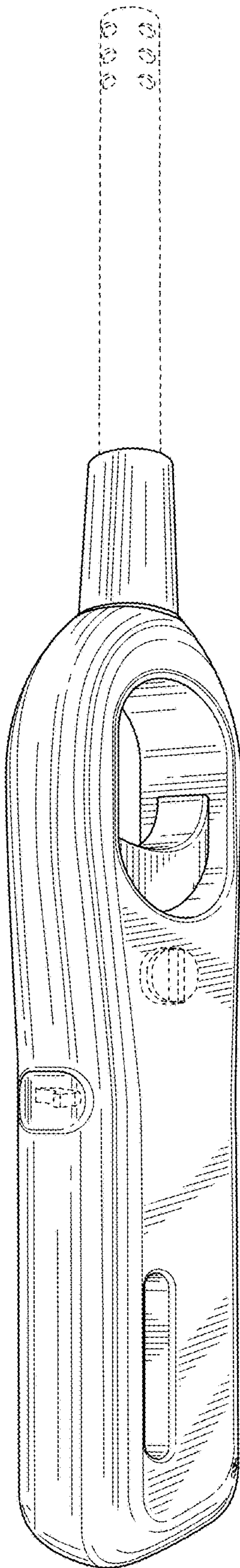


FIG. 1

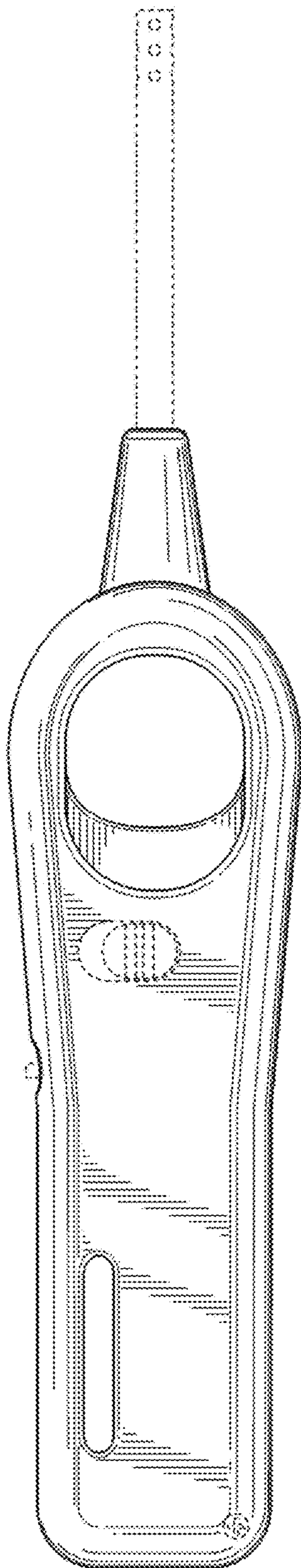


FIG. 2

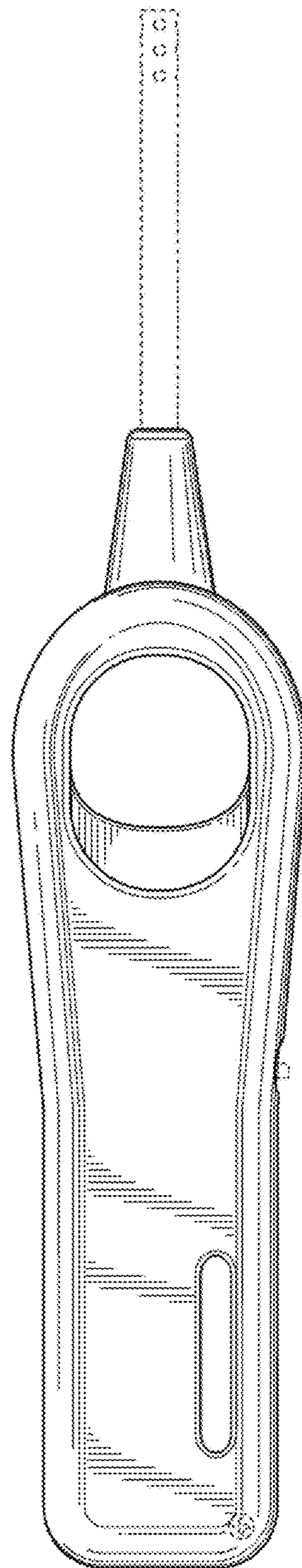


FIG. 3

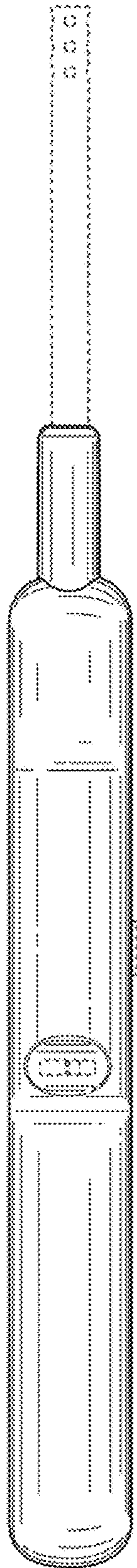


FIG. 4

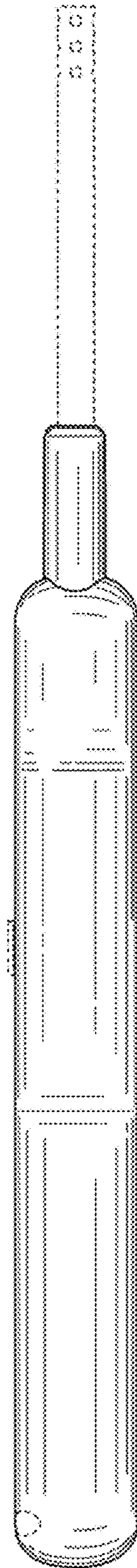


FIG. 5

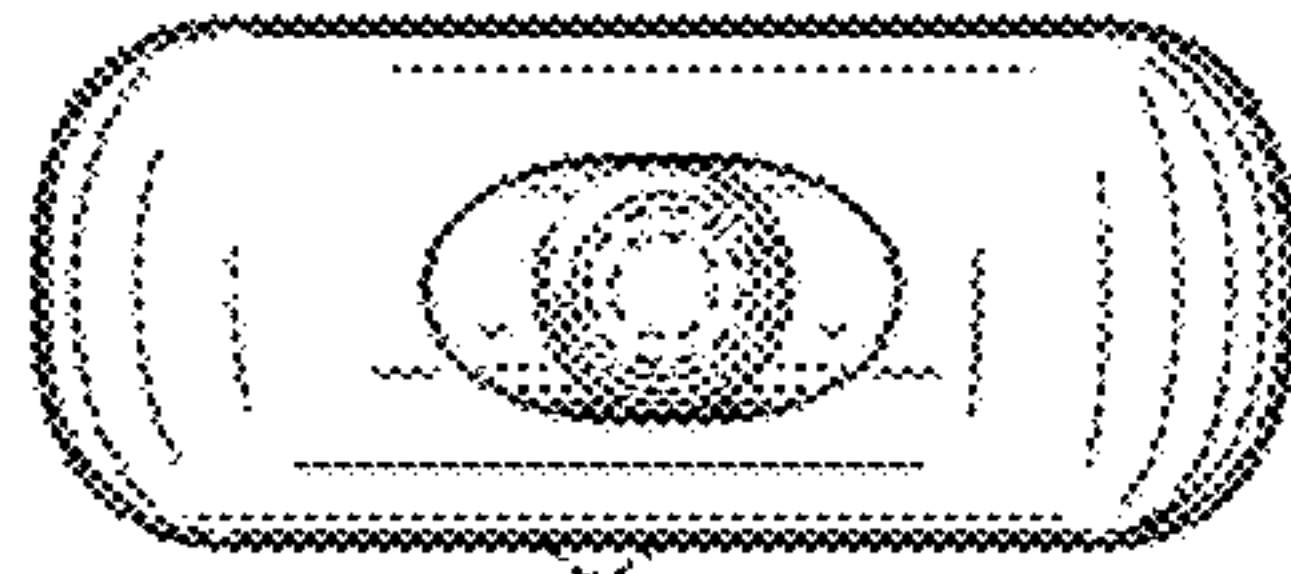


FIG. 6




FIG. 7