



US00D840747S

(12) **United States Design Patent** (10) **Patent No.:** **US D840,747 S**
Joseph et al. (45) **Date of Patent:** **** Feb. 19, 2019**

(54) **LID FOR BEVERAGE CONTAINER**

(71) Applicant: **IGNITE USA, LLC**, Chicago, IL (US)

(72) Inventors: **David Joseph**, St. Charles, IL (US);
Marjavis J. Matthis, Chicago, IL (US);
Matthew R. MacLean, Chicago, IL (US);
Rachel Sandoval, Chicago, IL (US)

(73) Assignee: **IGNITE USA, LLC**, Chicago, IL (US)

(**) Term: **15 Years**

(21) Appl. No.: **29/613,499**

(22) Filed: **Aug. 10, 2017**

(51) **LOC (11) Cl.** **31-00**

(52) **U.S. Cl.**
USPC **D7/391**

(58) **Field of Classification Search**
USPC D7/323, 326–327, 368, 391, 392, 392.1,
D7/510–511, 601, 602, 605, 608;
D9/445, 449; D15/150
CPC A01J 9/08; A23L 3/10; A47J 27/04; A47J
27/004; A47J 36/24; A47J 36/2411; A47J
36/2416; A47J 36/2433; A47J 36/2438;
A47J 39/00; A47J 39/006; A47J 41/00;
H05B 3/0004

See application file for complete search history.

(56) **References Cited**

U.S. PATENT DOCUMENTS

D221,886 S * 9/1971 Gruett D15/150
D512,874 S * 12/2005 Poulson D7/510
D529,338 S * 10/2006 Poulson D7/510
D611,765 S * 3/2010 George D7/510
D650,629 S * 12/2011 Gilbert D7/392.1

D651,044 S * 12/2011 Gilbert D7/510
D680,805 S * 4/2013 Rosbach D7/392.1
D721,912 S * 2/2015 Boroski D7/392.1
D774,826 S * 12/2016 Boroski D7/510
D789,150 S * 6/2017 Heiberger D7/511
D790,912 S * 7/2017 Joseph D7/391
D806,465 S * 1/2018 Boroski D7/391
D815,908 S * 4/2018 Kauss D7/511

* cited by examiner

Primary Examiner — Ricky Pham

(74) *Attorney, Agent, or Firm* — Marshall, Gerstein & Borun LLP

(57) **CLAIM**

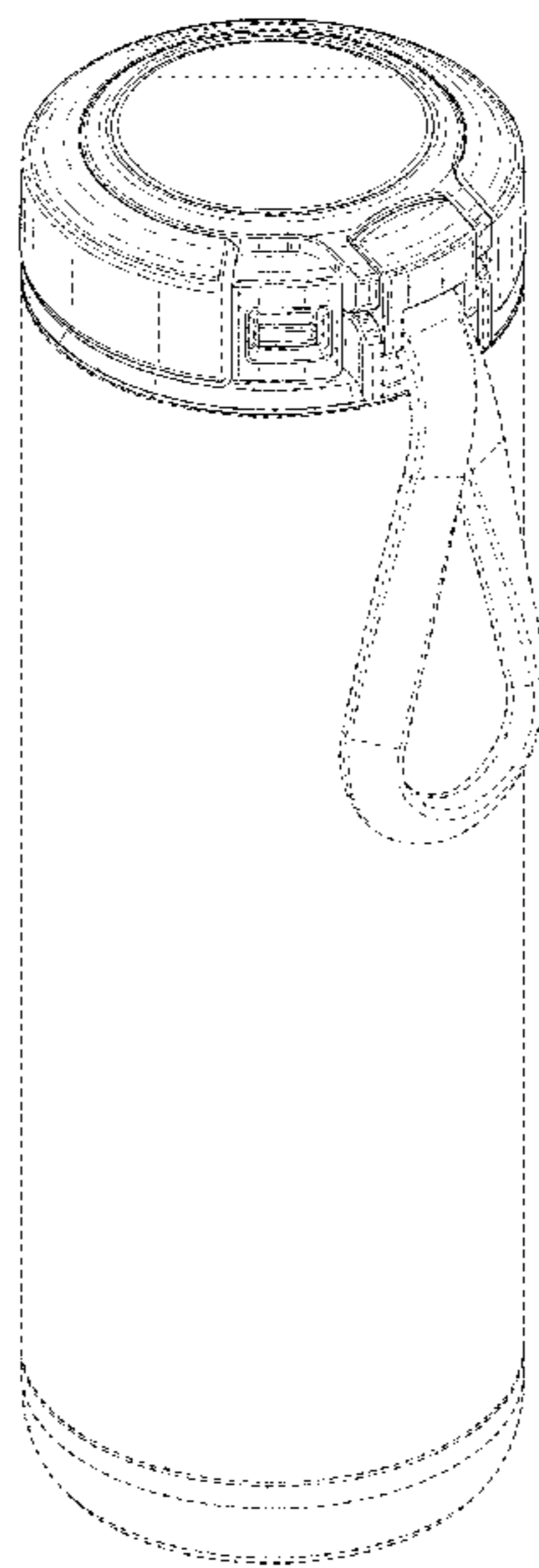
The ornamental design for a lid for beverage container, as shown and described.

DESCRIPTION

FIG. 1 is a top perspective view of a lid for beverage container according to the new design;
FIG. 2 is a left side view of the lid for beverage container shown in FIG. 1;
FIG. 3 is a right side view of the lid for beverage container shown in FIG. 1;
FIG. 4 is a front view of the lid for beverage container shown in FIG. 1;
FIG. 5 is a rear view of the lid for beverage container shown in FIG. 1;
FIG. 6 is a top view of the lid for beverage container shown in FIG. 1; and,
FIG. 7 is a bottom view of the lid for beverage container shown in FIG. 1.

The broken lines shown in the drawings are included for the purpose of illustrating environmental structure and form no part of the claimed design.

1 Claim, 6 Drawing Sheets



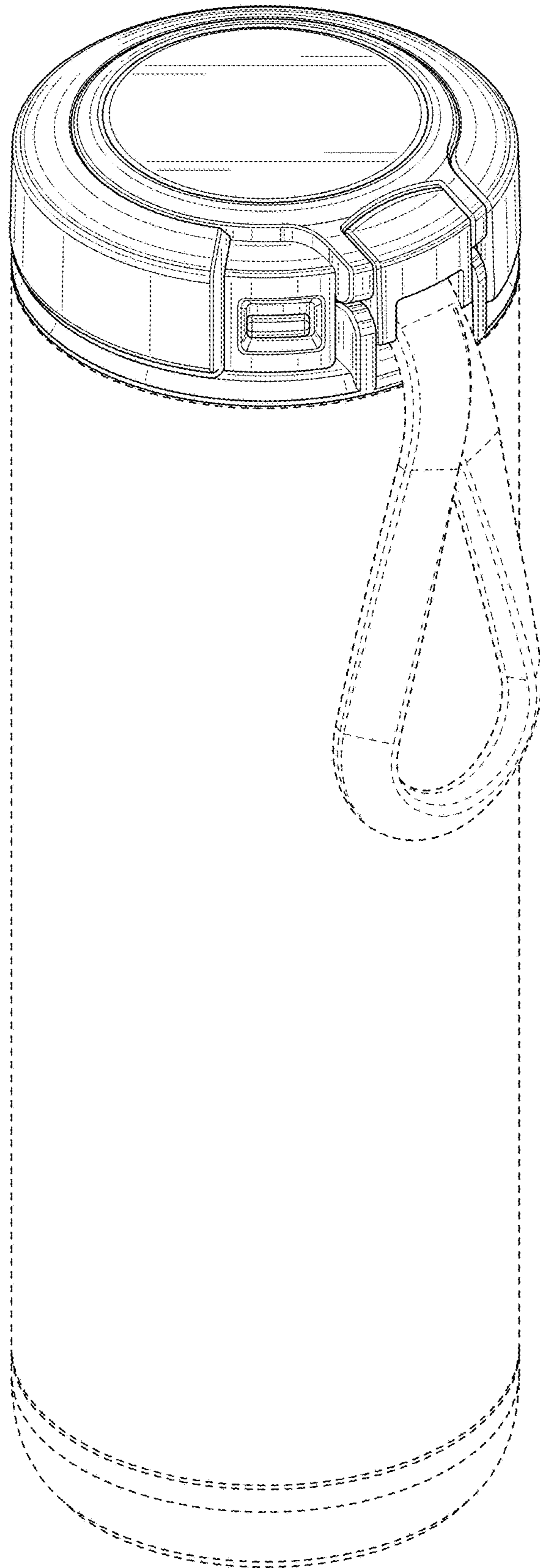


FIG. 1

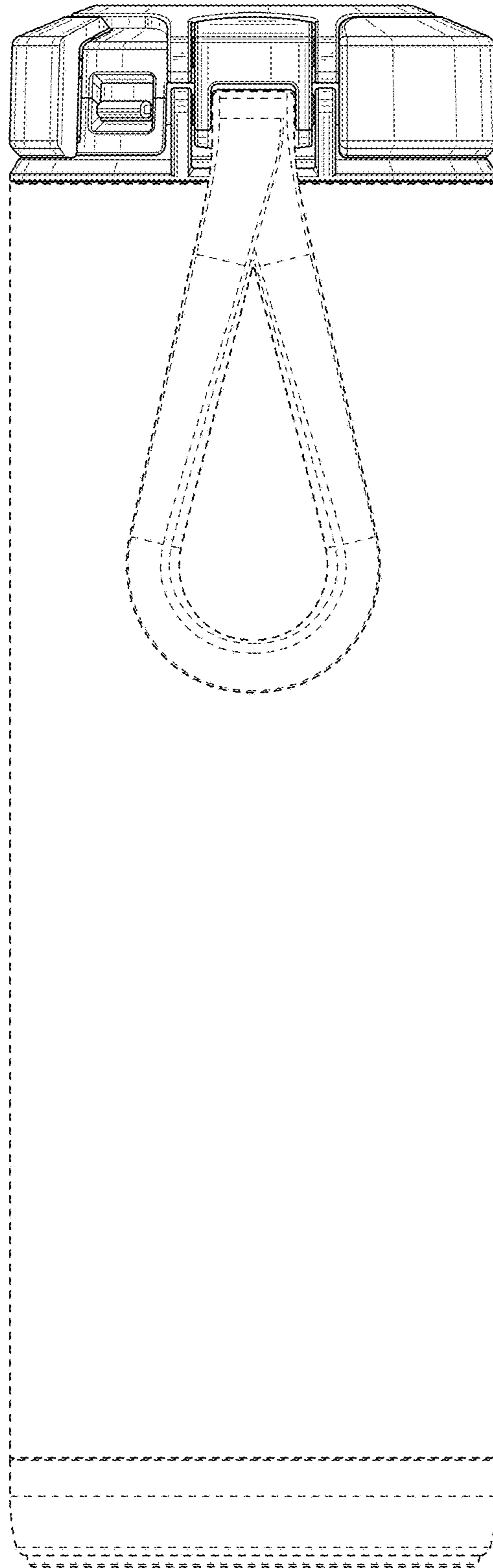


FIG. 2




FIG. 3

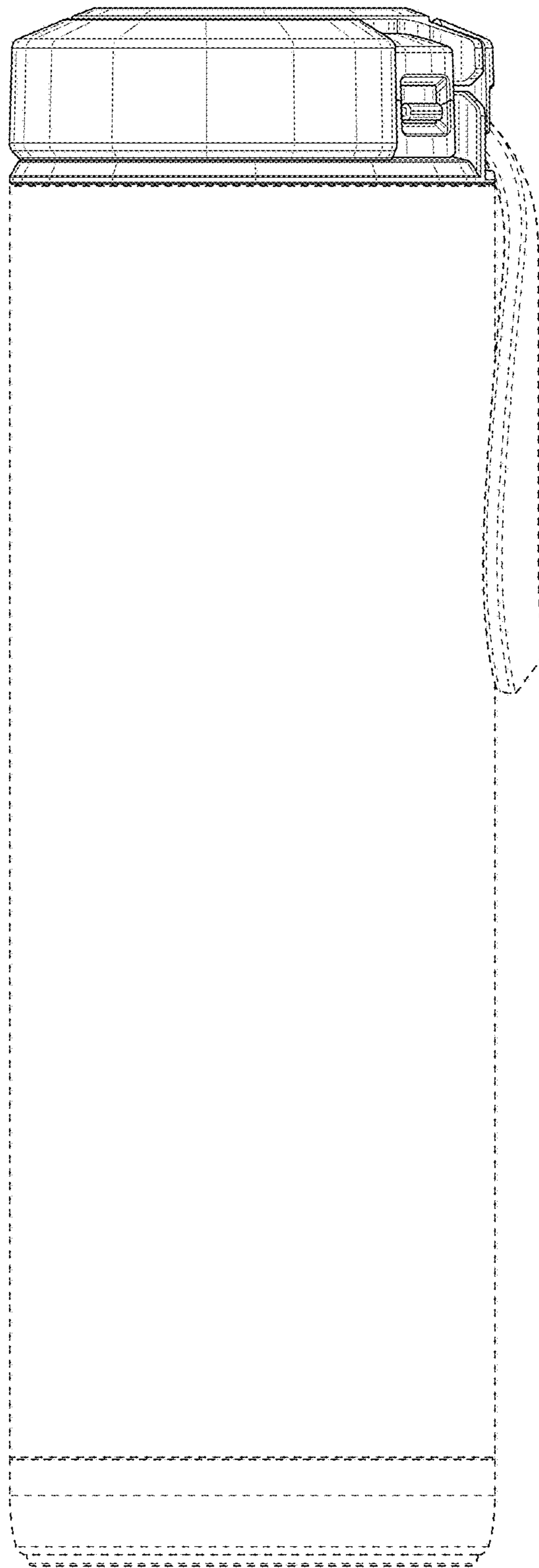


FIG. 4

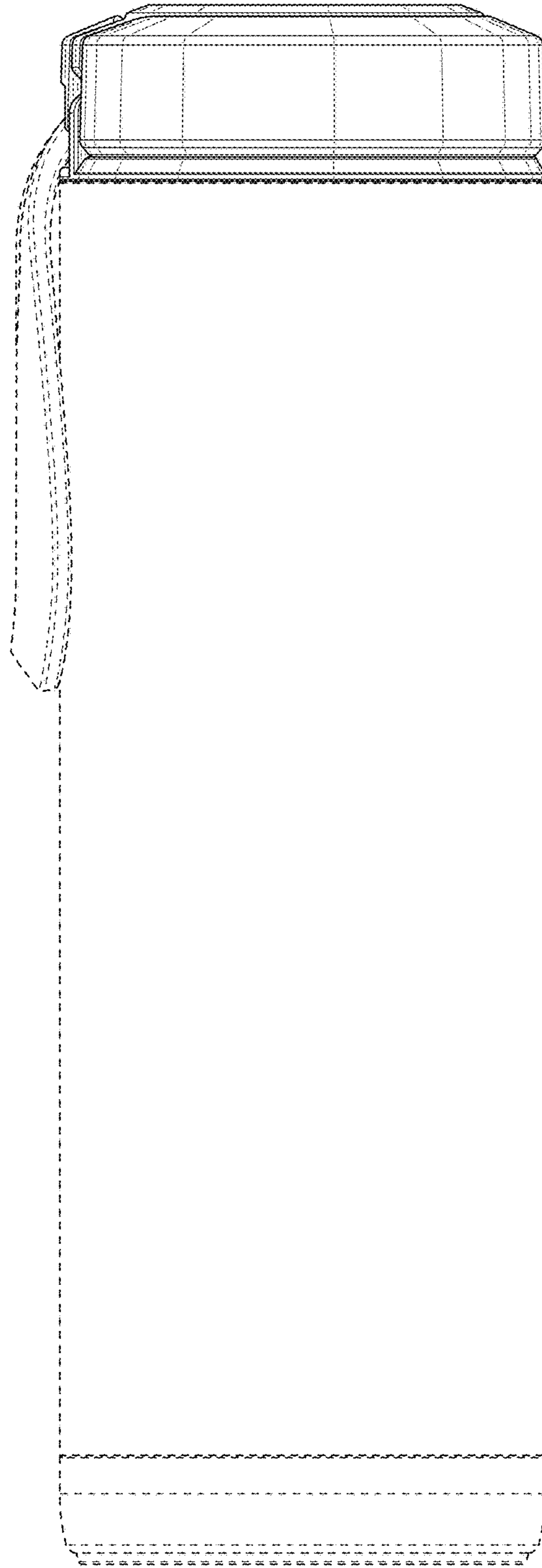


FIG. 5

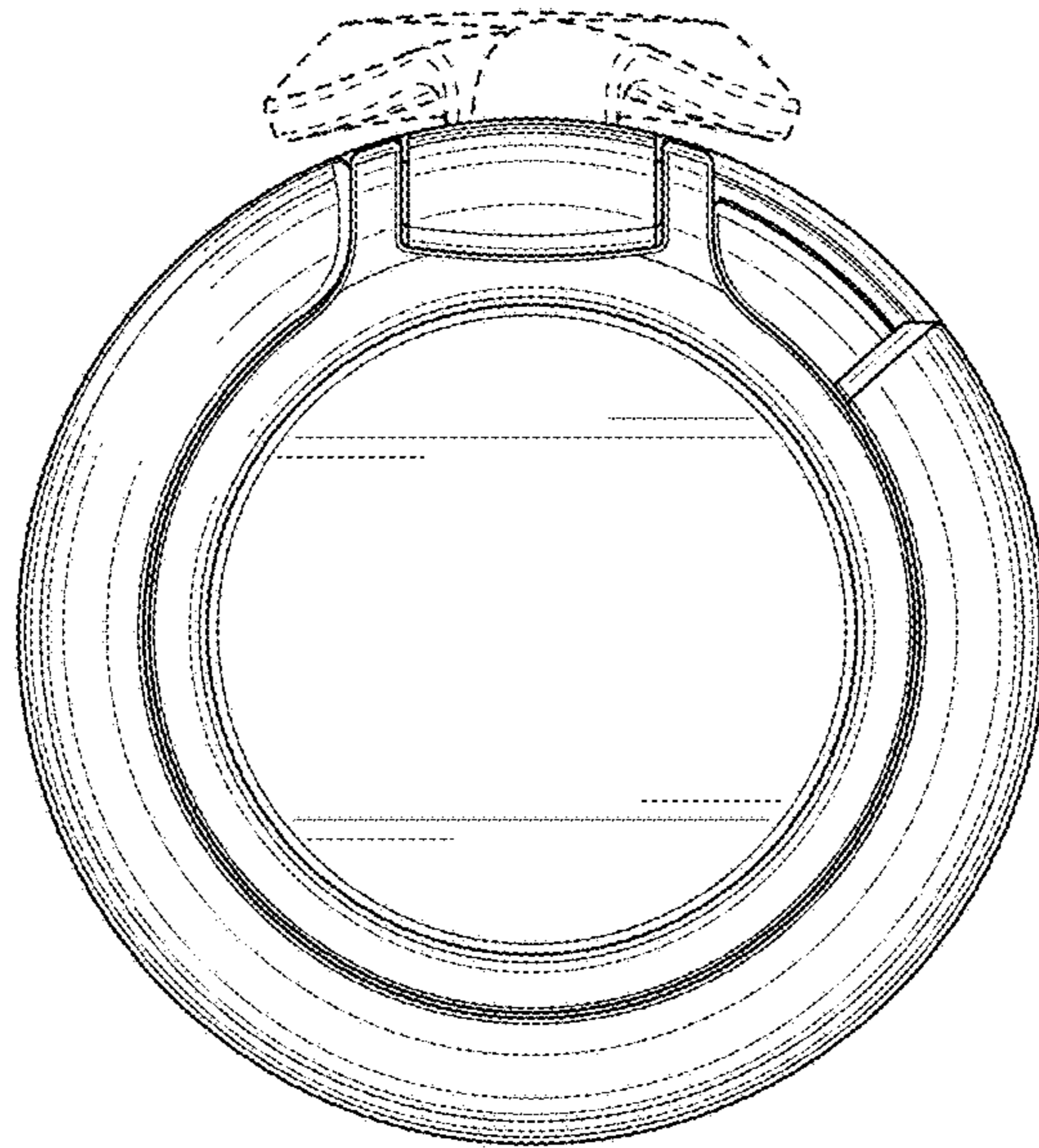


FIG. 6

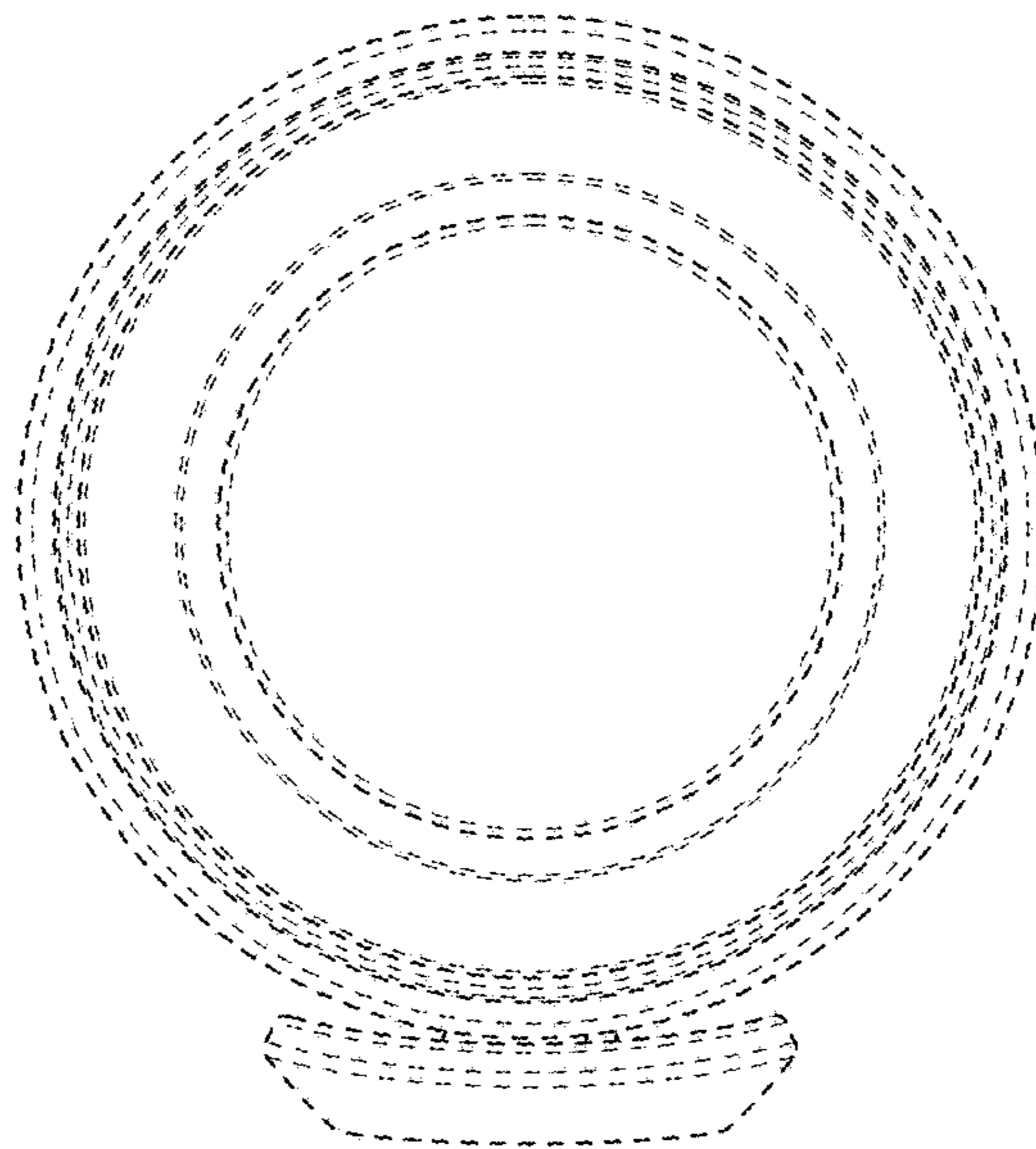


FIG. 7