

US00D840734S

(12) **United States Design Patent** (10) **Patent No.:** **US D840,734 S**
Bencista' Falorni (45) **Date of Patent:** **** Feb. 19, 2019**

- (54) **BEVERAGE DISPENSER**
- (71) Applicant: **ENOMATIC S.R.L.**, Greve in Chianti (IT)
- (72) Inventor: **Lorenzo Bencista' Falorni**, Greve in Chianti (IT)
- (73) Assignee: **ENOMATIC S.R.L.**, Greve in Chianti (IT)
- (**) Term: **15 Years**
- (21) Appl. No.: **29/597,229**
- (22) Filed: **Mar. 15, 2017**
- (30) **Foreign Application Priority Data**

D361,239 S *	8/1995	DiSanto	D7/307
D557,547 S *	12/2007	Knoell	D7/308
D624,778 S *	10/2010	Meldrum	D7/307
D698,194 S *	1/2014	Setran	D7/307
D789,133 S *	6/2017	Gnadinger	D7/307

- Sep. 15, 2016 (EM) 003380351-0001
- (51) **LOC (11) Cl.** **07-01**
- (52) **U.S. Cl.**
USPC **D7/308; D20/1**
- (58) **Field of Classification Search**
USPC D7/300, 307, 308, 309, 311; D15/79, 81,
D15/89; D20/1-9; D99/28
CPC G06Q 20/18; G07F 7/00; G07F 7/025;
G07F 7/08; G07F 7/12; G07F 11/00;
G07F 11/02; G07F 11/62; G07F 11/165;
G07F 7/069; G07F 17/40
See application file for complete search history.

- (56) **References Cited**
U.S. PATENT DOCUMENTS
- | | | | | |
|--------------|---------|-----------|-------|--------|
| D293,760 S * | 1/1988 | Balisteri | | D7/300 |
| D311,297 S * | 10/1990 | Van Camp | | D7/308 |
| D322,535 S * | 12/1991 | Van Camp | | D7/308 |
| D343,332 S * | 1/1994 | Schroeder | | D7/300 |
| D348,373 S * | 7/1994 | Webster | | D7/305 |
| D359,874 S * | 7/1995 | Smith | | D7/308 |

OTHER PUBLICATIONS

Enomatic, posted at Enomatic.com, posted on Mar. 9, 2014, site visited May 8, 2018. online, available from internet: <https://web.archive.org/web/20140309113334/http://www.enomatic.com/default.asp?catIDPadre=33&catID=34&NewsLan=MONDO>.*

* cited by examiner

Primary Examiner — Mary Ann Calabrese
Assistant Examiner — Catherine Ho
(74) *Attorney, Agent, or Firm* — Browdy and Neimark, P.L.L.C.

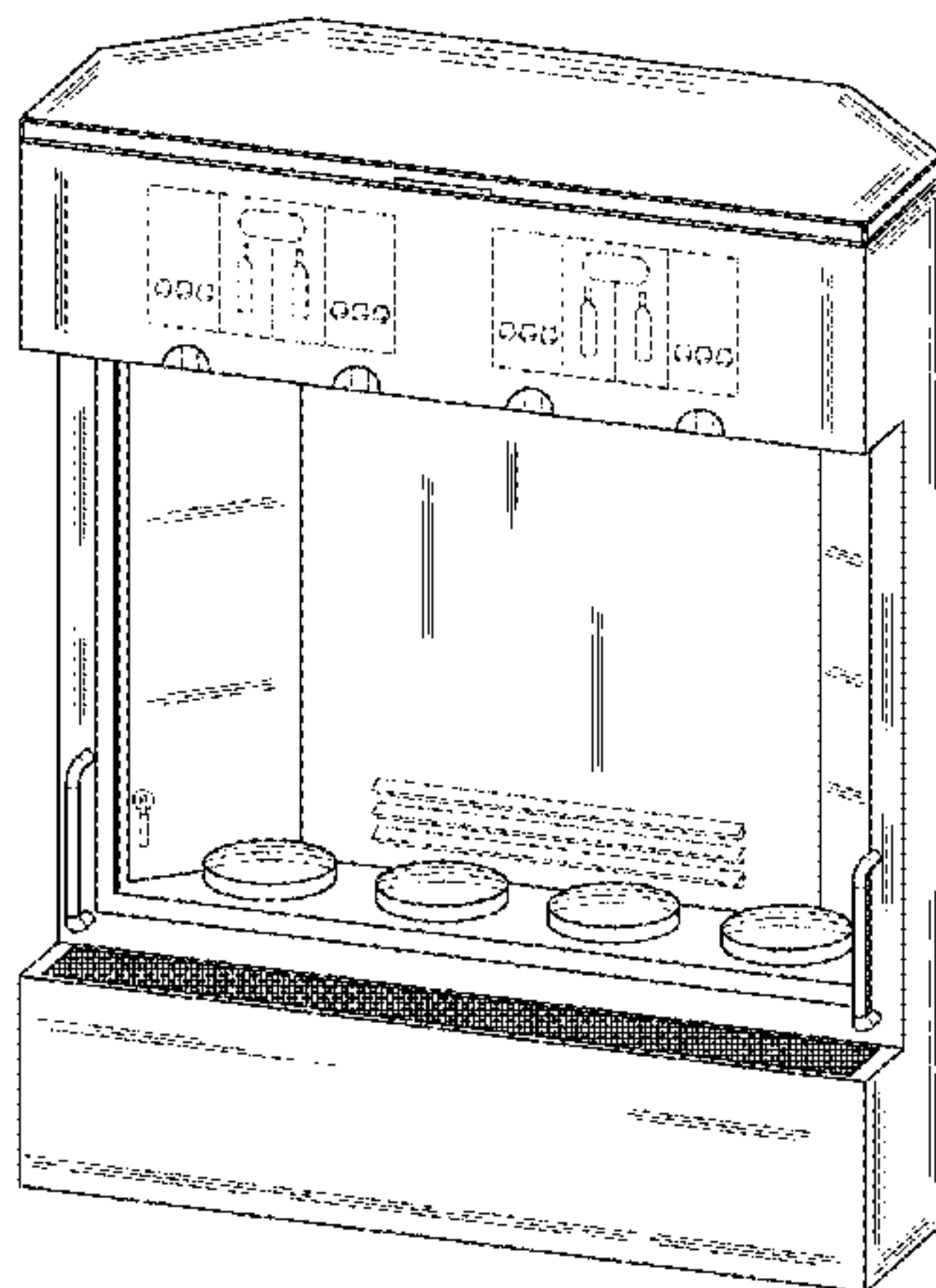
(57) **CLAIM**

The ornamental design for a beverage dispenser, as shown and described.

DESCRIPTION

FIG. 1 is a front view of a beverage dispenser of the present invention showing my new design;
FIG. 2 is a rear view thereof;
FIG. 3 is a side view thereof, the opposite side being a mirror image thereof;
FIG. 4 is a top view thereof; and,
FIG. 5 is a perspective view thereof.
The bottom of the design is flat and devoid of surface ornamentation and therefore not represented. The broken line portion of the figure drawings is included to show portions of the article that form no part of the claimed design.

1 Claim, 5 Drawing Sheets



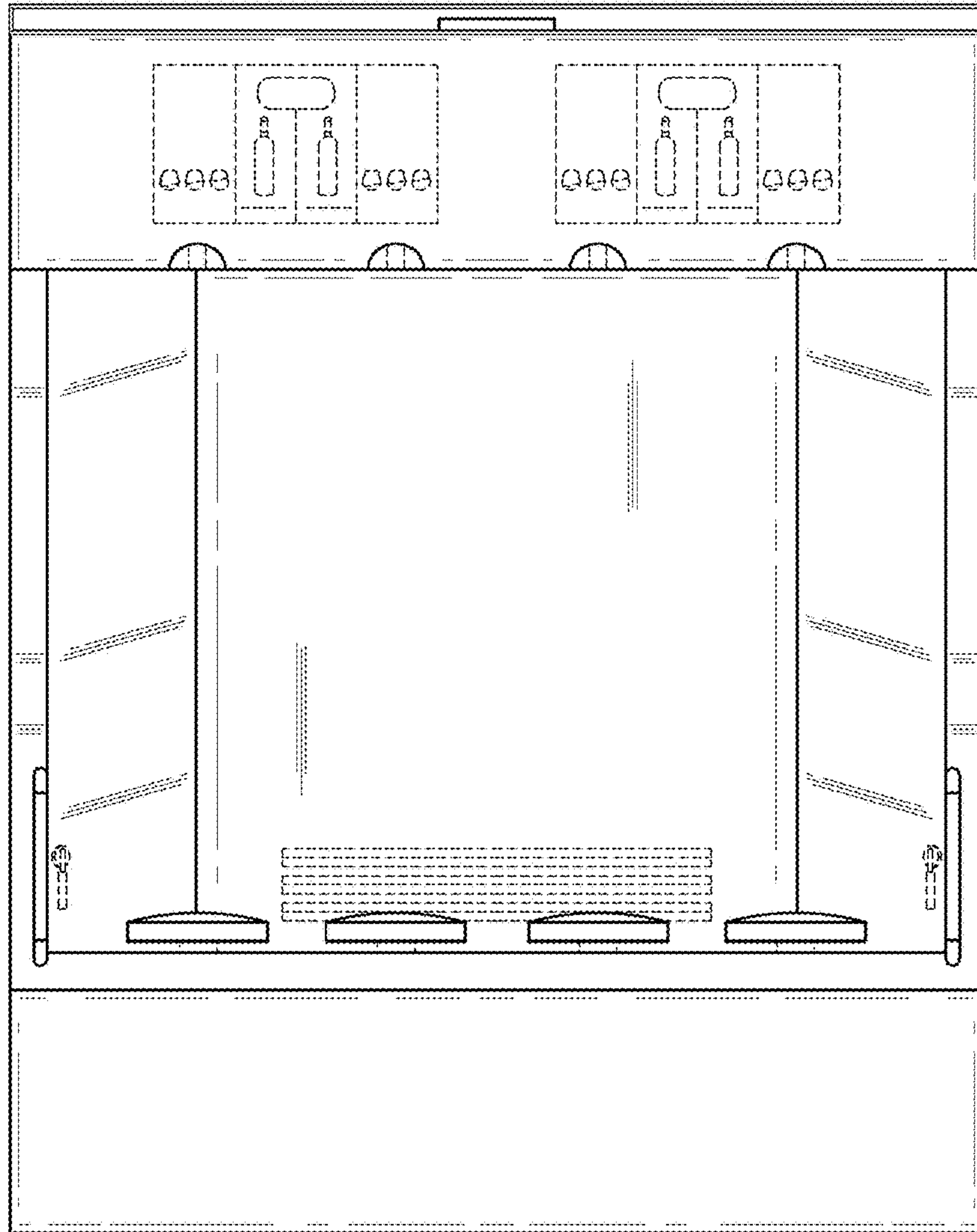


FIG. 1

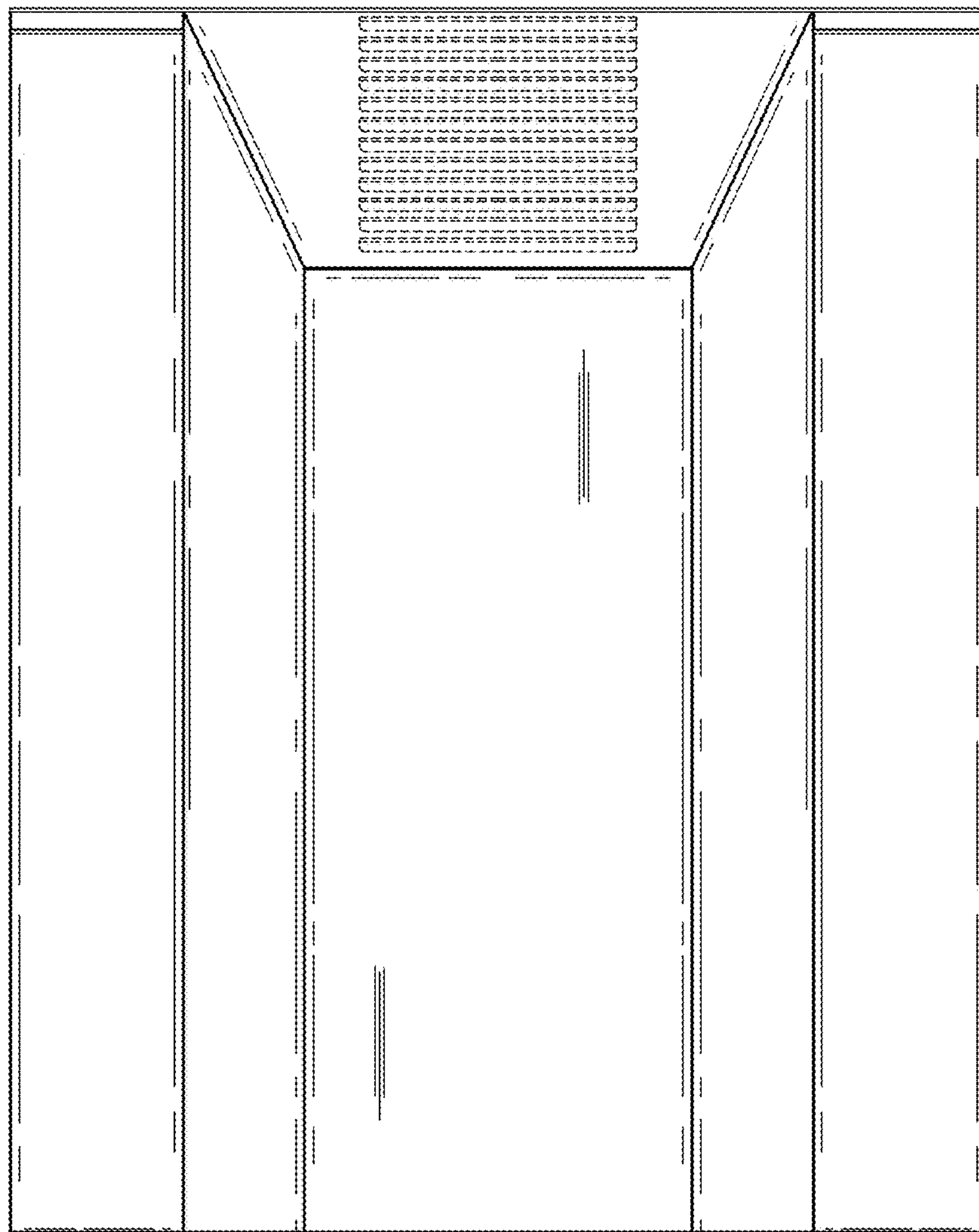


FIG. 2

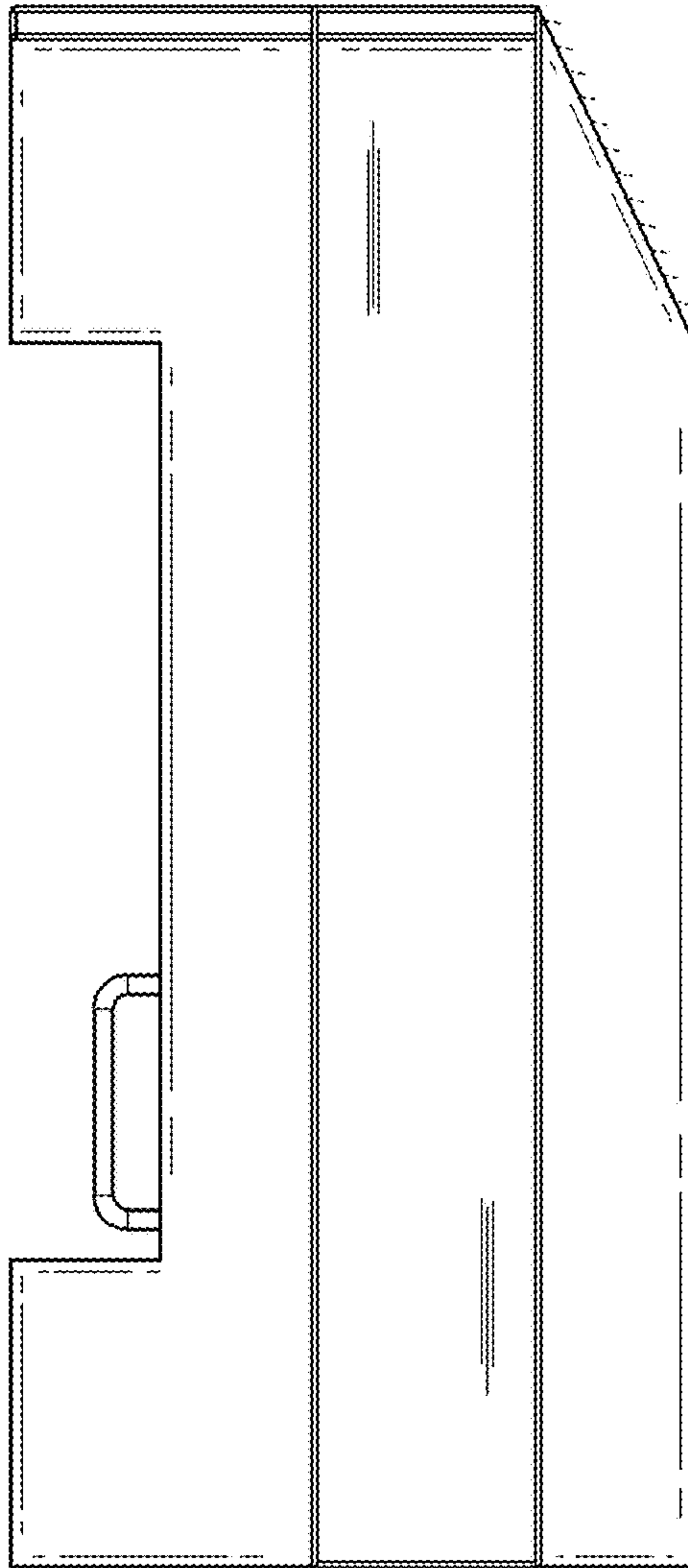


FIG. 3

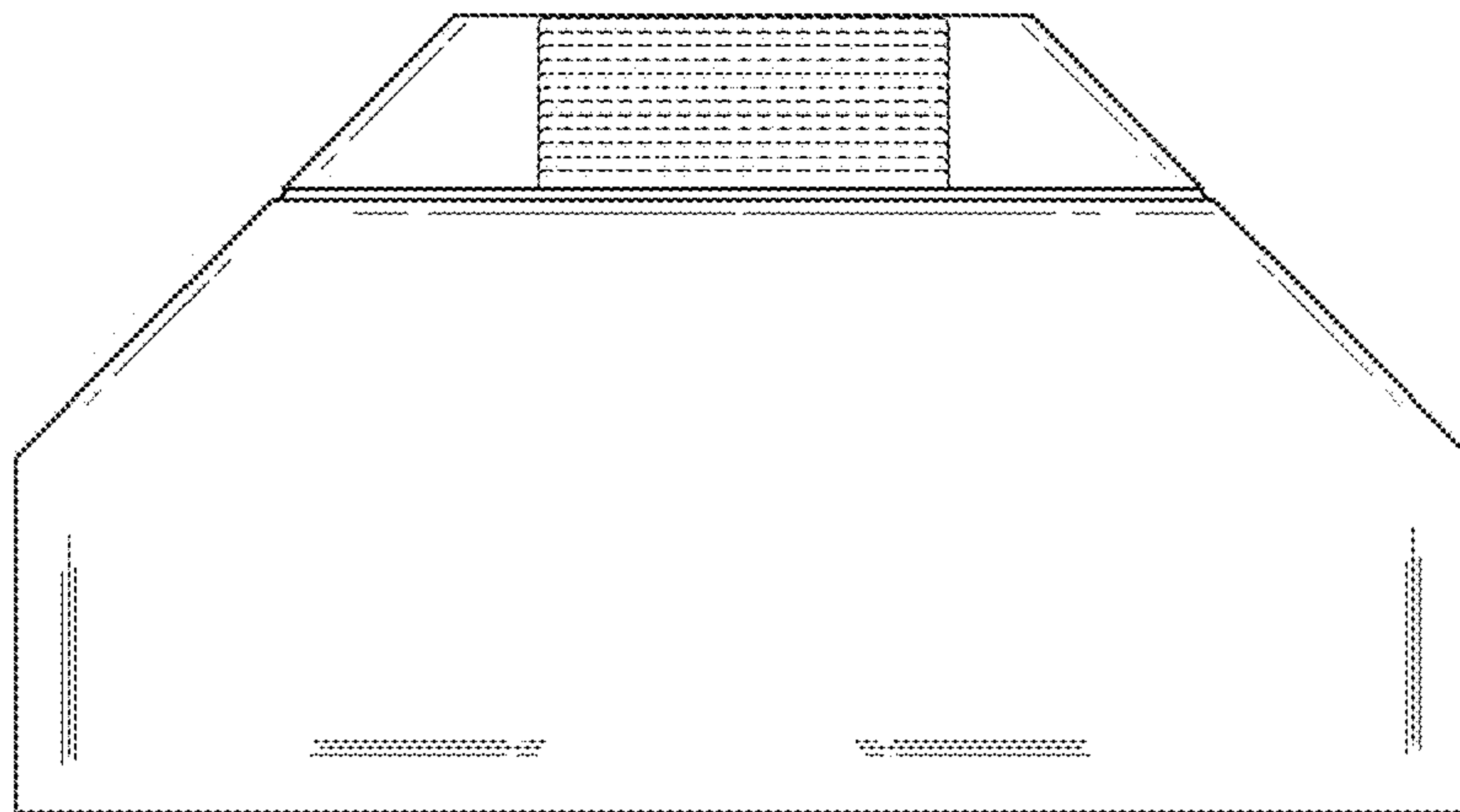


FIG. 4

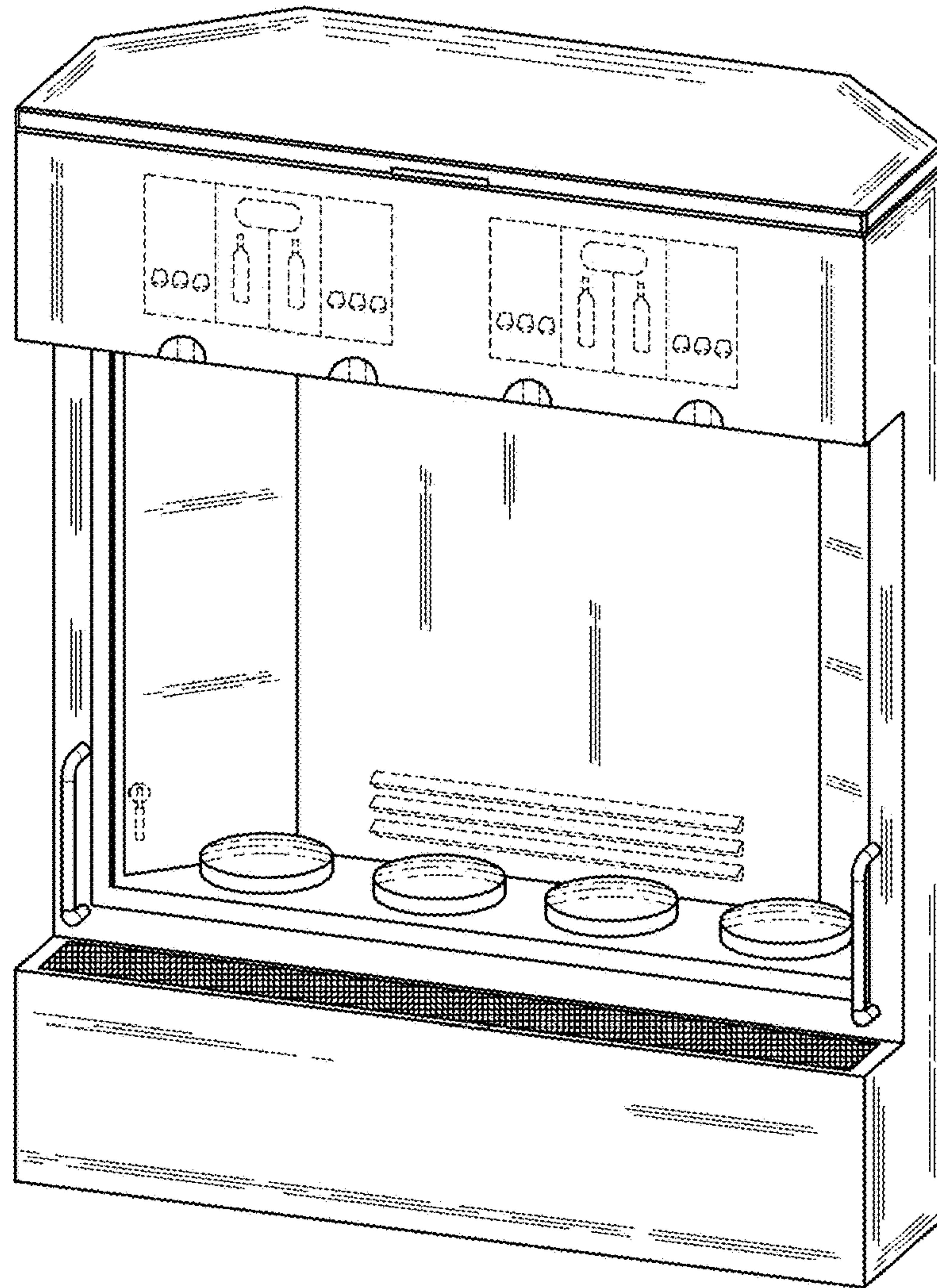


FIG. 5