



US00D840718S

(12) **United States Design Patent** (10) **Patent No.:** **US D840,718 S**
Zeager (45) **Date of Patent:** **** Feb. 19, 2019**

(54) **PLAYGROUND MAT**
(71) Applicant: **Zeager Brothers, Inc.**, Middletown, PA (US)
(72) Inventor: **Robert Zeager**, Middletown, PA (US)
(73) Assignee: **ZEAGER BROTHERS, INC.**, Middletown, PA (US)

4,948,116 A * 8/1990 Vaux A63C 19/04 472/92
D444,996 S * 7/2001 Morgan A47B 67/04 D7/388
D495,116 S * 8/2004 Trocme D1/100
D520,797 S * 5/2006 Bosworth A47G 27/0206 D6/582
D560,945 S * 2/2008 Holmes A47G 27/0231 D6/582
D578,725 S * 10/2008 Gunter D99/17
(Continued)

(**) Term: **15 Years**

(21) Appl. No.: **29/625,762**

(22) Filed: **Nov. 13, 2017**

(51) **LOC (11) Cl.** **06-11**

(52) **U.S. Cl.**
USPC **D6/582**; D25/138

(58) **Field of Classification Search**
USPC D6/331, 333, 582-588, 591, 592, 596, D6/601, 608; D7/551.1; D19/10; D21/334, 792; D24/212; D30/129, 161; D25/113
CPC A47D 15/003; A47G 27/00; A47G 27/02; A47G 27/0206; A47G 27/0212; A47G 27/0218; A47G 27/0225; A47G 27/0231; A47G 27/0237; A47G 27/0275; A47G 27/0293; A47G 9/062; A47K 3/002; A63B 6/00; A63H 33/006
See application file for complete search history.

(56) **References Cited**

U.S. PATENT DOCUMENTS

1,756,380 A * 4/1930 Osborn A47G 27/0225 15/244.4
2,101,019 A * 12/1937 Bowes E04B 5/32 249/175
D198,501 S * 6/1964 Amundson D25/138
D278,934 S * 5/1985 Scheiwiller D25/113
D303,034 S * 8/1989 Powell D99/17
4,921,563 A * 5/1990 Schwertner A63B 6/00 156/243

OTHER PUBLICATIONS

Haas, Kayla, "Playground Flooring Buying Guide: Tiles, Turf, Mats and Mulch". Flooring Inc. Aug. 9, 2018. <<https://www.flooringinc.com/blog/playground-flooring-buying-guide/>>. Accessed on Sep. 26, 2018.*

Primary Examiner — Kevin K Rudzinski
Assistant Examiner — Clare Ann Gannon
(74) *Attorney, Agent, or Firm* — Riddle Patent Law, LLC; Charles L. Riddle, Esq.

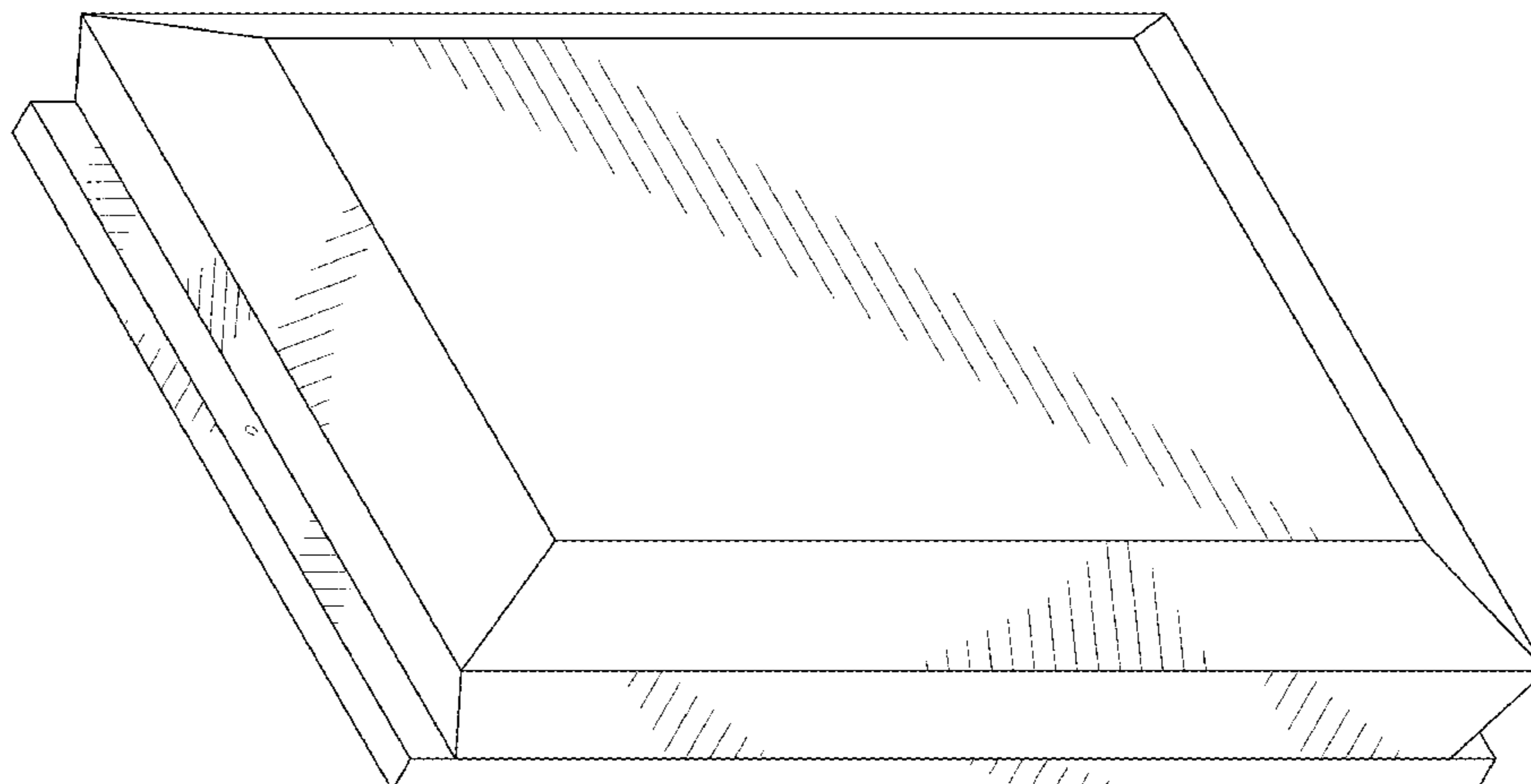
(57) **CLAIM**

The ornamental design for a playground mat, as shown and described.

DESCRIPTION

FIG. 1 is a top perspective of a playground mat showing my design;
FIG. 2 is a bottom perspective view thereof;
FIG. 3 is a top plan view thereof; and
FIG. 4 is a bottom plan view thereof;
FIG. 5 front elevation view thereof, the rear being identical; and,
FIG. 6 is a right side elevation view thereof; the left side being identical.
The broken lines in FIGS. 1, 2, and 4 depict environmental structure or boundaries that form no part of the claimed design.

1 Claim, 5 Drawing Sheets



US D840,718 S

Page 2

(56)

References Cited

U.S. PATENT DOCUMENTS

D598,691 S *	8/2009	Mann, Jr.	A47B 67/04	D25/68
D619,405 S *	7/2010	Vainshtein	A47G 27/0225	D6/582
D674,640 S *	1/2013	Knoll	D6/582	
8,696,400 B2 *	4/2014	Fair	A63H 33/006	446/227
D715,274 S *	10/2014	Callas	D14/230	
D725,795 S *	3/2015	Riccobene	E01C 5/00	D25/113
D737,468 S *	8/2015	Karau	D25/113	
9,175,495 B1 *	11/2015	Bruyn	A61G 99/00	
9,196,052 B1 *	11/2015	McIntyre, II	G08B 13/19656	
D746,488 S *	12/2015	Luchini	D25/138	
D749,062 S *	2/2016	Callas	D14/230	
9,376,813 B2 *	6/2016	Bergman	E04B 9/0435	
D782,075 S *	3/2017	Kugler	D25/138	
D808,043 S *	1/2018	Campbell	D25/113	
D812,780 S *	3/2018	Saunders	D25/113	
D816,870 S *	5/2018	William	D25/138	
2003/0167704 A1 *	9/2003	Light	E04H 13/003	52/103
2003/0167706 A1 *	9/2003	Pazar	E04H 13/00	52/128
2012/0174510 A1 *	7/2012	Mollick	E02D 27/32	52/292
2013/0019456 A1 *	1/2013	Heartsfield	A63B 6/00	29/525.03
2015/0098757 A1 *	4/2015	Mitchell	E01C 13/045	404/40
2016/0037949 A1 *	2/2016	Dawson	A47G 27/0206	428/95
2016/0374491 A1 *	12/2016	Chiang	A47G 27/0212	428/76
2017/0215618 A1 *	8/2017	Park	B29C 43/206	
2018/0020858 A1 *	1/2018	Gloeckl	A47G 27/0231	
2018/0153328 A1 *	6/2018	Girard	F21V 33/0004	

* cited by examiner




FIG. 1

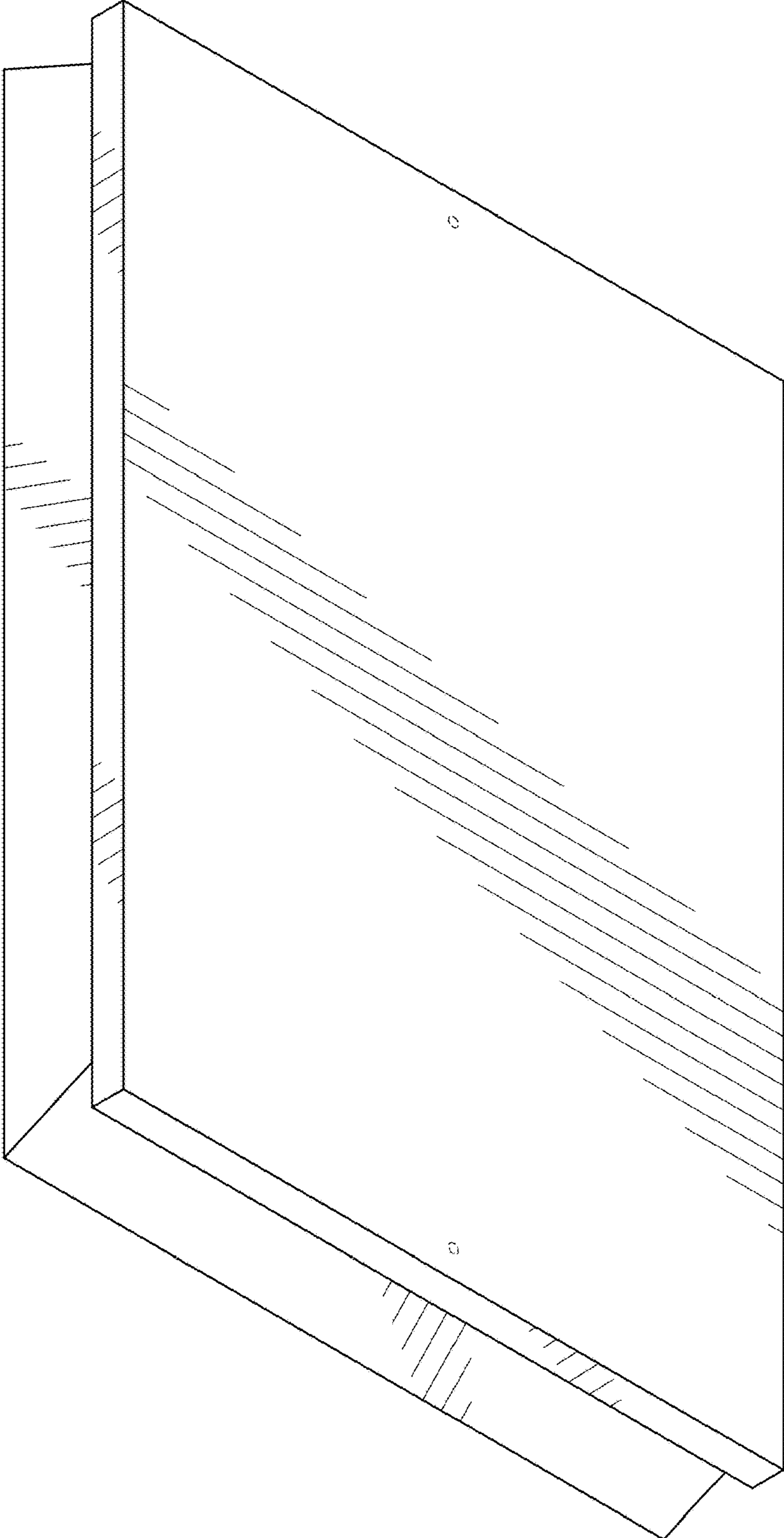


FIG. 2




FIG. 3




FIG. 4

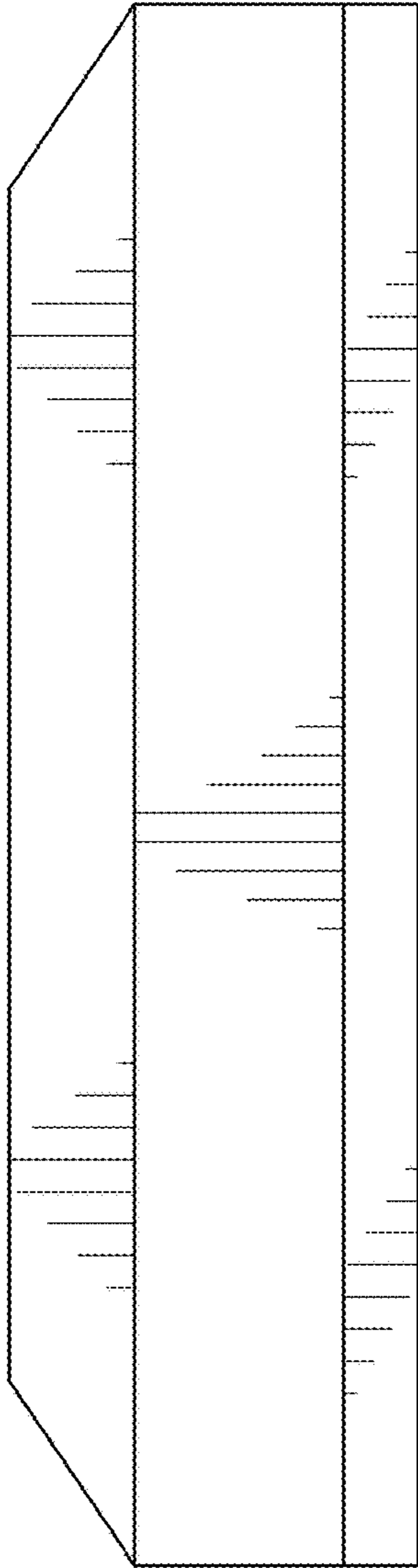


FIG. 5

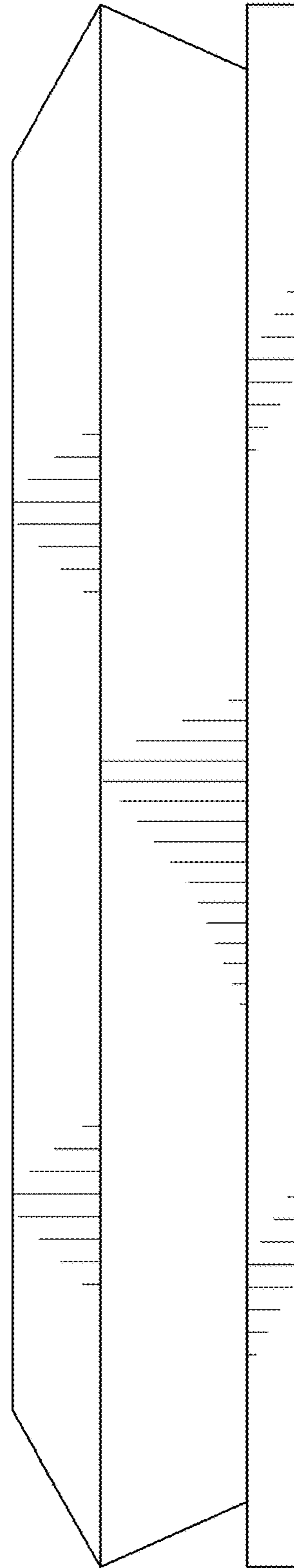


FIG. 6