



US00D840705S

(12) **United States Design Patent** (10) **Patent No.:** **US D840,705 S**
Grabowski et al. (45) **Date of Patent:** **** Feb. 19, 2019**

(54) **CHAIR**

(56) **References Cited**

(71) Applicant: **Paragon Furniture, Inc.**, Arlington, TX (US)
(72) Inventors: **Daniel Grabowski**, East Grand Rapids, MI (US); **Michael J. Sawadski**, Mount Prospect, IL (US); **Chris Brandel**, Chicago, IL (US); **Matthew Banach**, Gurnee, IL (US); **Dan Rucker**, Chicago, IL (US)
(73) Assignee: **Paragon Furniture, Inc.**, Arlington, TX (US)
(**) Term: **15 Years**
(21) Appl. No.: **29/630,089**
(22) Filed: **Dec. 19, 2017**

U.S. PATENT DOCUMENTS

D197,643 S *	3/1964	Kramer	D6/366
D220,388 S *	4/1971	Kramer	D6/366
D255,183 S *	6/1980	Locher	D6/366
D255,185 S *	6/1980	Locher	D6/375
D270,211 S *	8/1983	Oberly	D6/375
D470,320 S *	2/2003	Schloss	D6/375
D473,407 S *	4/2003	Ross	D6/375
D474,348 S *	5/2003	Bosman	D6/372
D494,789 S *	8/2004	Brown	D6/716
6,921,135 B2 *	7/2005	Ellis	A47C 1/023 297/344.18
D521,757 S *	5/2006	Glass	D6/372
D522,765 S *	6/2006	Babick	D6/348
D549,018 S *	8/2007	Glass	D6/375
D555,372 S *	11/2007	Lin	D6/336
D566,979 S *	4/2008	Cox	D6/375
D572,049 S *	7/2008	Kerr	D6/375
D572,928 S *	7/2008	Rittfeldt	D6/375
D609,489 S *	2/2010	Adams	D6/375

(Continued)

Primary Examiner — Kevin K Rudzinski

Assistant Examiner — Paul D Bohannon

(74) *Attorney, Agent, or Firm* — Ferguson Braswell
Fraser Kubasta PC; Elizabeth Philip Dahm; Kelly J. Kubasta

Related U.S. Application Data

(62) Division of application No. 29/551,382, filed on Jan. 13, 2016, now Pat. No. Des. 809,315.

(51) **LOC (11) Cl.** **06-01**

(52) **U.S. Cl.**
USPC **D6/375**

(58) **Field of Classification Search**
USPC D6/334, 335, 336, 348, 354, 366, 367, D6/368, 372, 373, 374, 375, 376, 601, D6/611, 708.21, 716, 716.1, 716.2, 716.3, D6/716.4, 716.5
CPC .. A47C 7/022; A47C 7/18; A47C 7/40; A47C 7/383; B60N 2/067; B60N 2/0715; B60N 2/22; B60N 2/48; B60N 2/66; B60N 2/449; B60N 2/4882

See application file for complete search history.

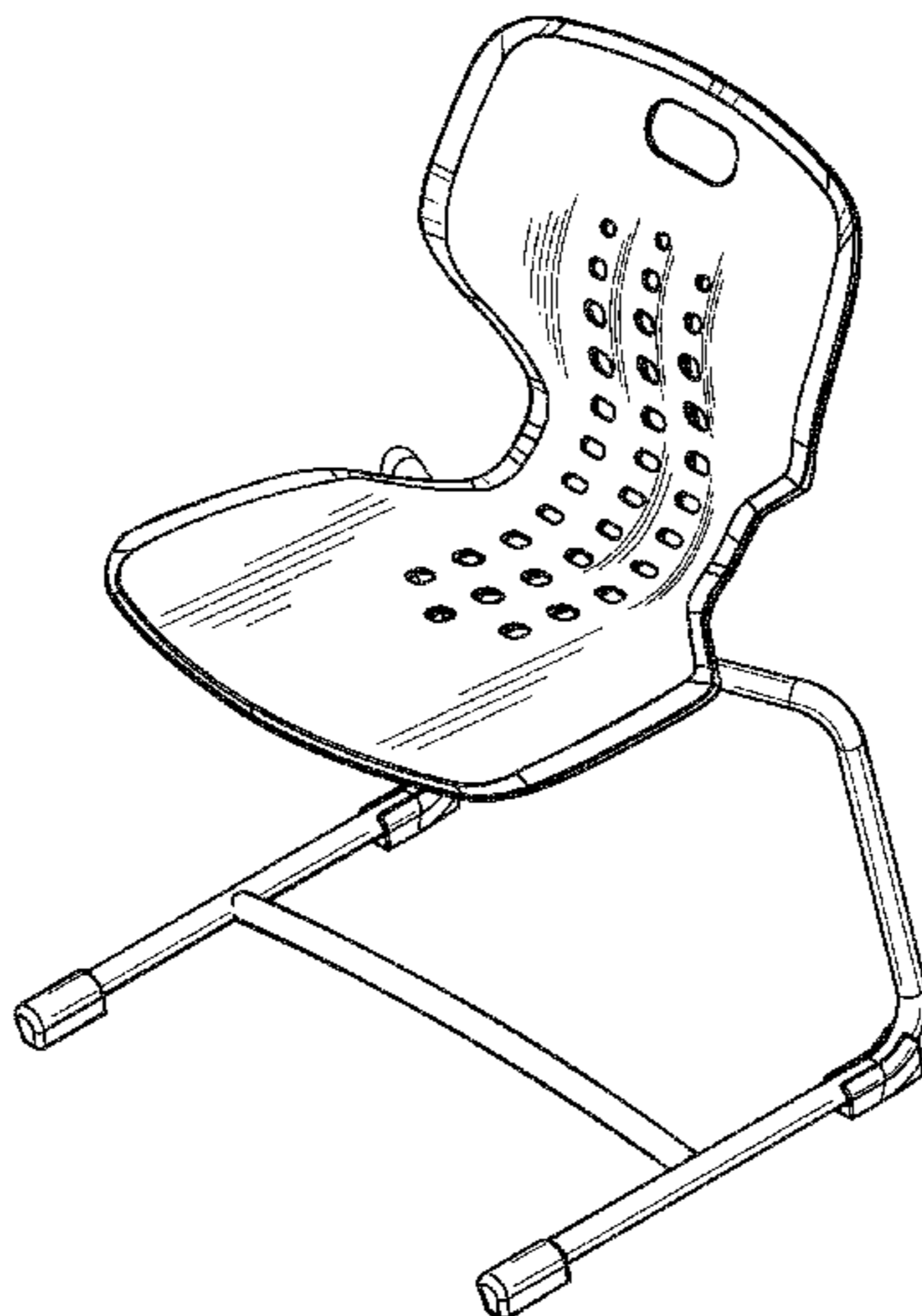
(57) **CLAIM**

The ornamental design for a chair, as shown and described.

DESCRIPTION

FIG. 1 is a front perspective view of a chair; FIG. 2 is a front view of the chair of FIG. 1; FIG. 3 is a rear view of the chair of FIG. 1; FIG. 4 is a right side of the chair of FIG. 1; FIG. 5 is a left side of the chair of FIG. 1; FIG. 6 is a top plan view of the chair of FIG. 1; and, FIG. 7 is a bottom plan view of the chair of FIG. 1. The broken lines, when present in the drawings, are for the purpose of illustrating the environment of the design and form no part of the claimed design.

1 Claim, 7 Drawing Sheets



(56)

References Cited

U.S. PATENT DOCUMENTS

D611,740	S *	3/2010	Koh	D6/375
D638,230	S *	5/2011	Roy	D6/366
D638,232	S *	5/2011	Roy	D6/376
D643,225	S *	8/2011	Hurford	D6/376
D646,076	S *	10/2011	Levy	D6/375
D648,561	S *	11/2011	Johansson	D6/375
D659,444	S *	5/2012	James	D6/375
D693,588	S *	11/2013	Moore	D6/375
D753,945	S *	4/2016	Johnson	A47C 3/04
					D6/375
D764,850	S *	8/2016	Davidson	D6/375
D766,639	S *	9/2016	Glass	D6/373
D794,372	S *	8/2017	Lin	D6/368
D796,883	S *	9/2017	Mehaffey	D6/375
D801,096	S *	10/2017	Grabowski	D6/716
D801,097	S *	10/2017	Grabowski	D6/716
9,801,470	B2 *	10/2017	Mehaffey	A47C 3/12
D802,348	S *	11/2017	Grabowski	D6/716
9,814,316	B2 *	11/2017	Kassanoff	A47C 3/00
D808,187	S *	1/2018	Ludwig	D6/375
D808,677	S *	1/2018	Grabowski	D6/375
D808,678	S *	1/2018	Grabowski	D6/375
D809,315	S *	2/2018	Grabowski	D6/375
D811,789	S *	3/2018	Fletcher	D6/708.16
2003/0102700	A1 *	6/2003	Lin	A47C 3/34
					297/183.9
2005/0275262	A1 *	12/2005	Mills	A47C 3/029
					297/271.5
2016/0106216	A1 *	4/2016	Mehaffey	A47C 3/12
					297/452.14
2017/0196360	A1 *	7/2017	Takagi	A47C 7/40

* cited by examiner

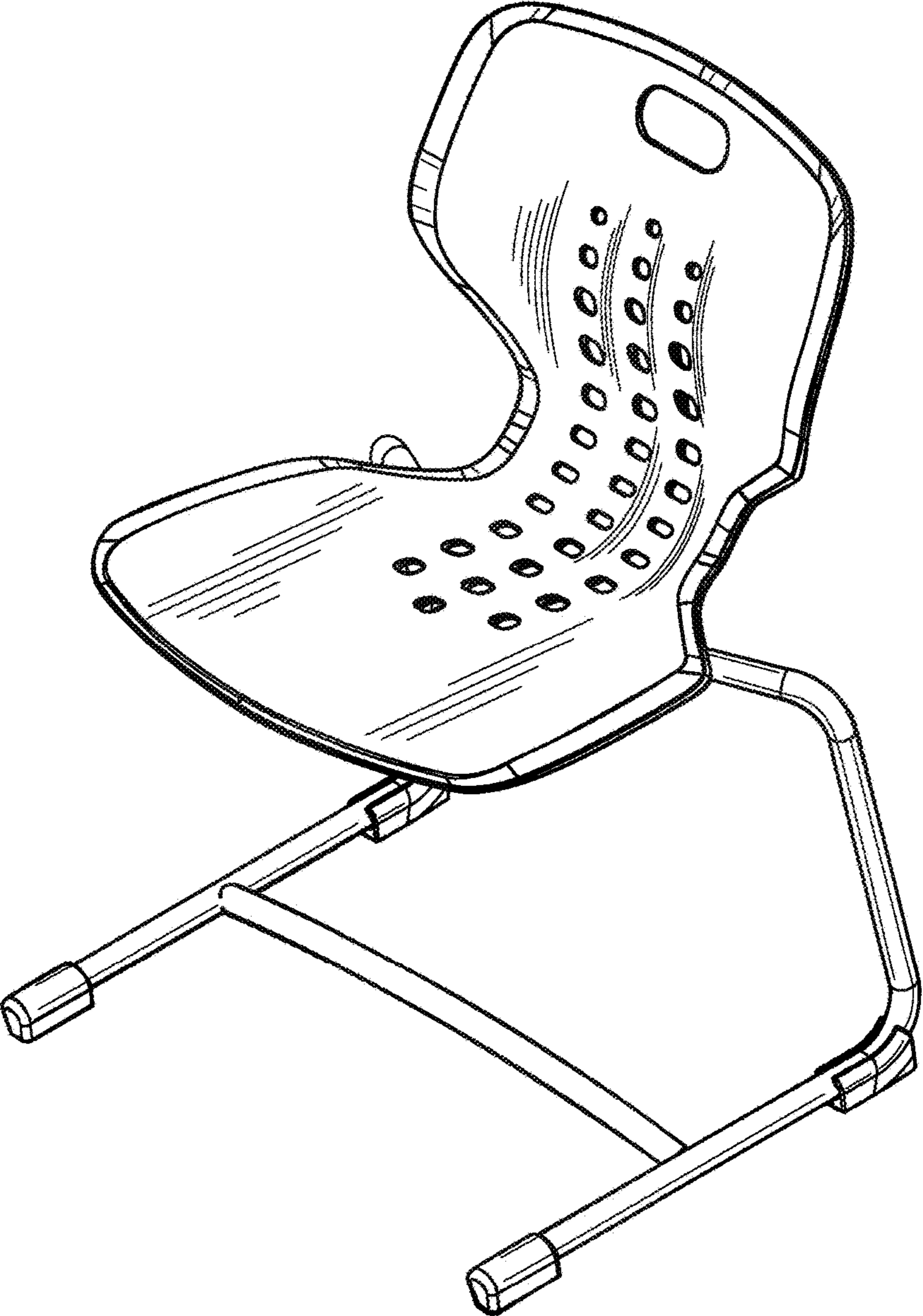


FIG. 1

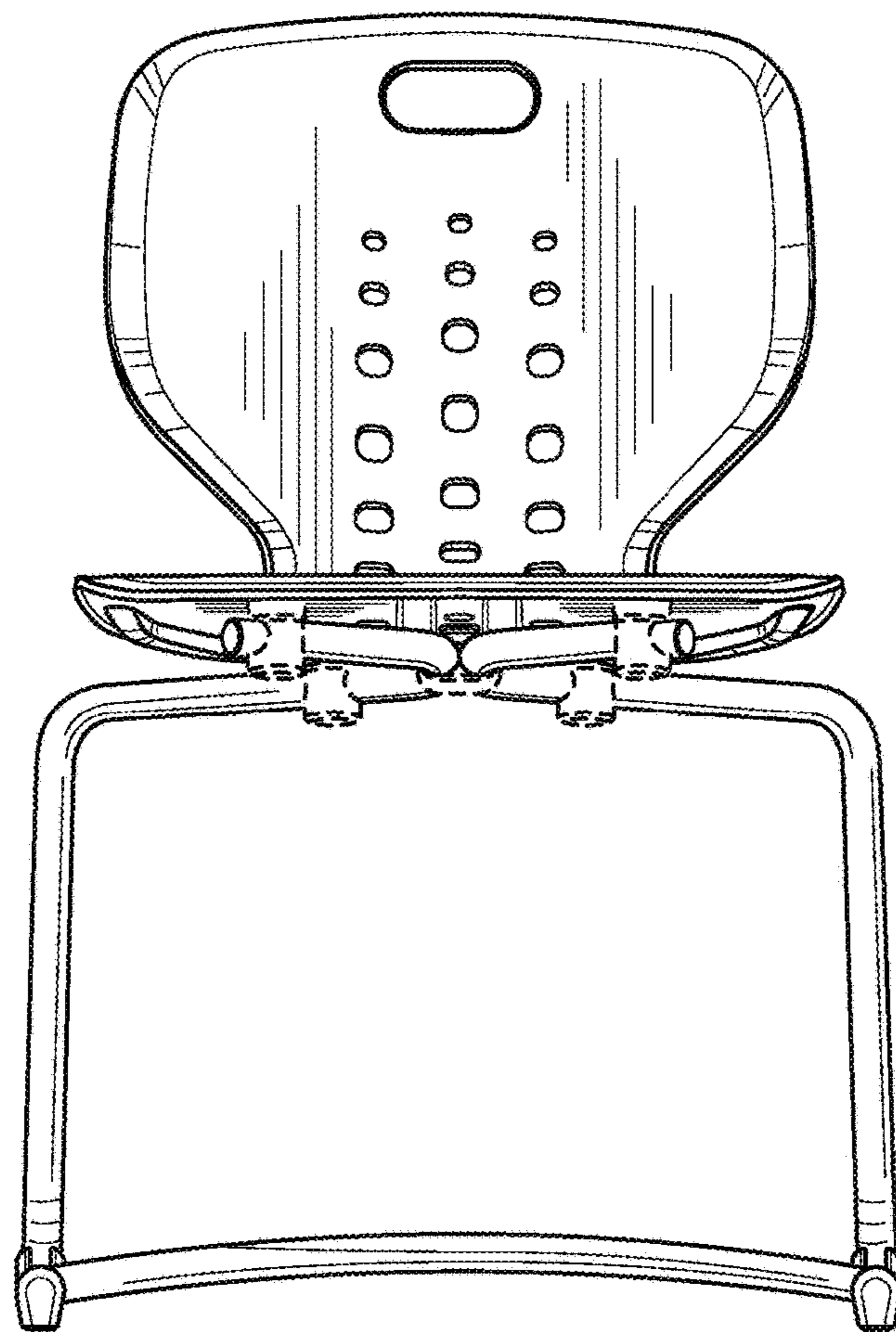


FIG. 2

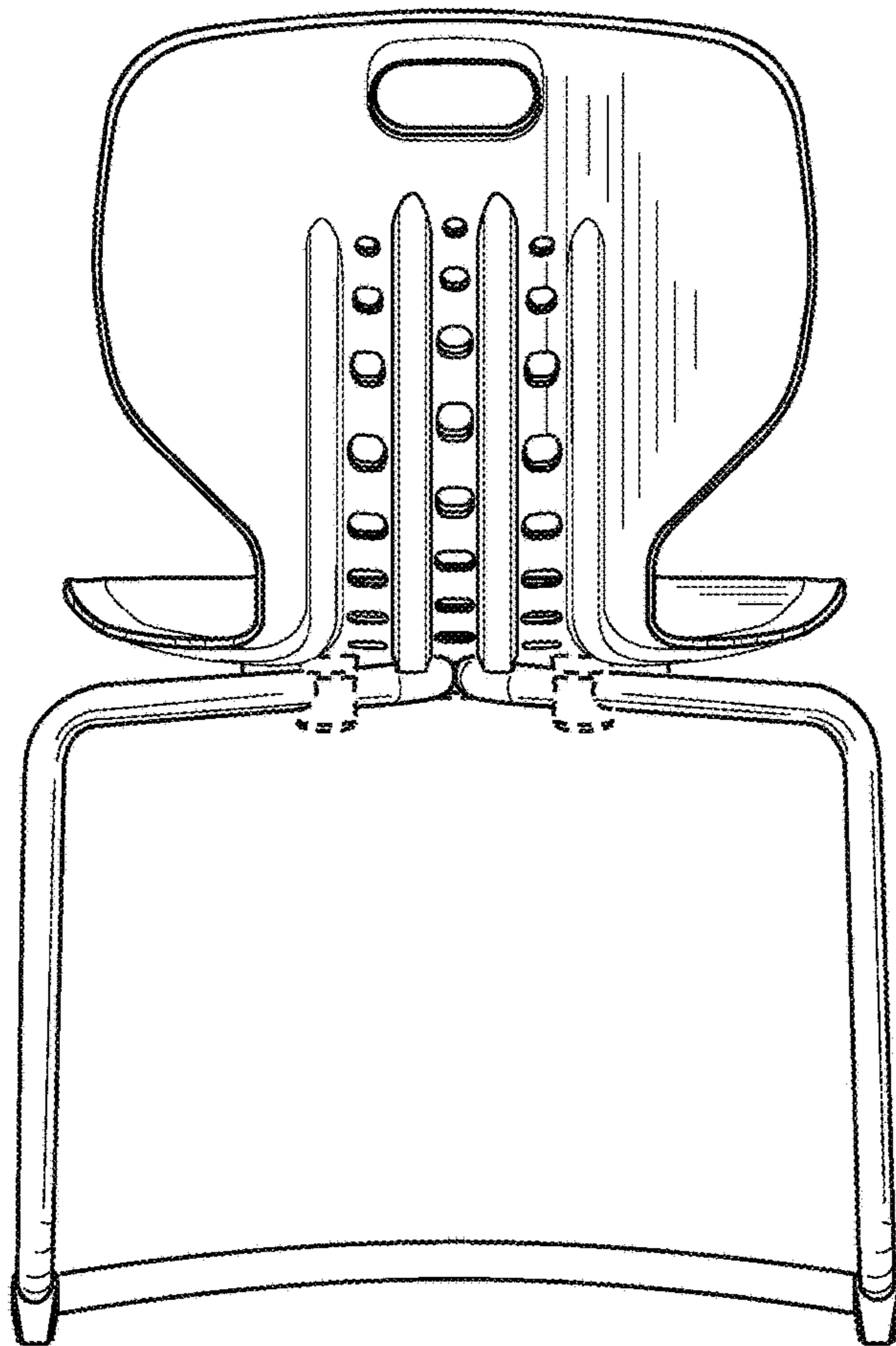


FIG. 3

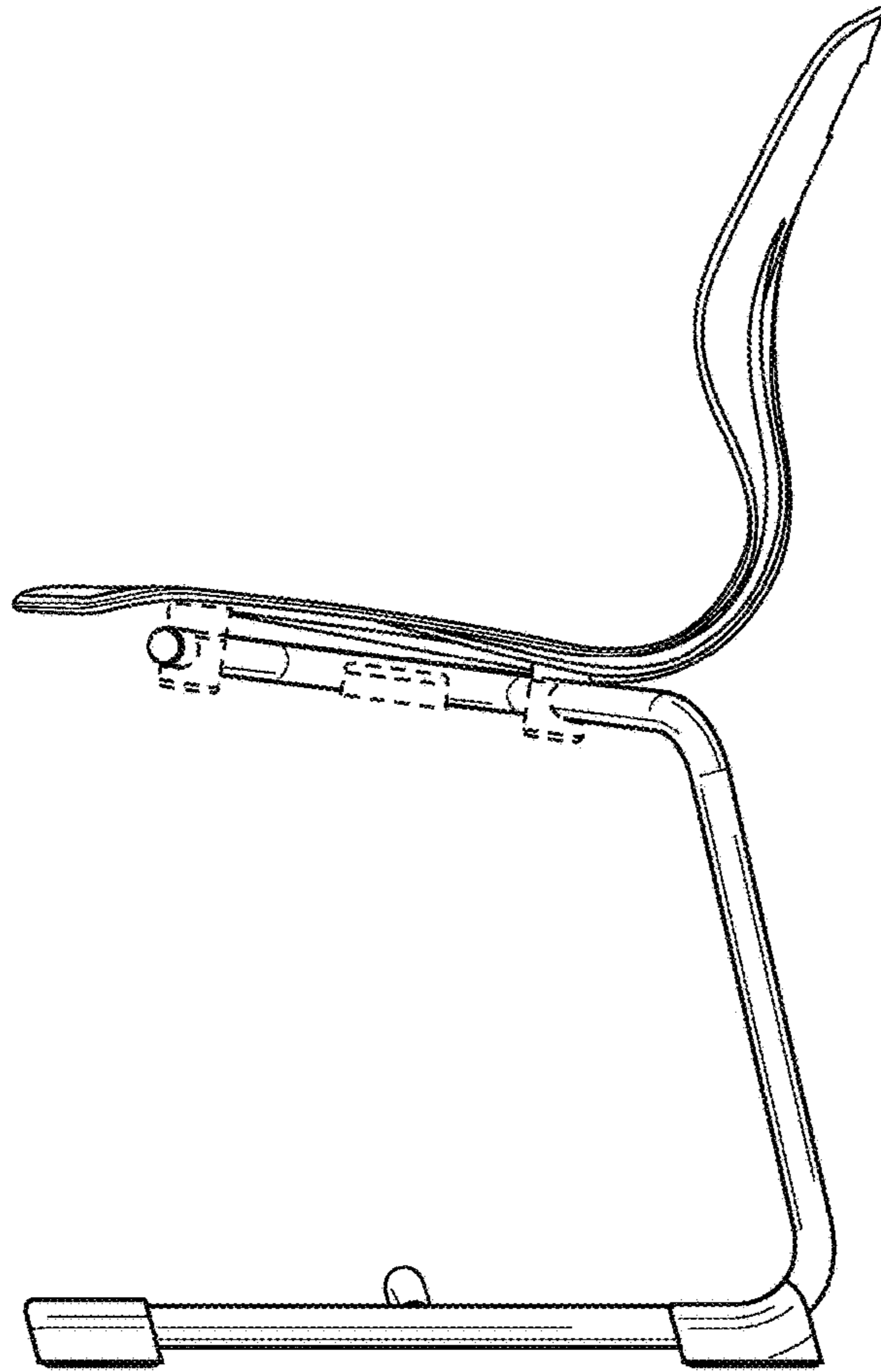


FIG. 4

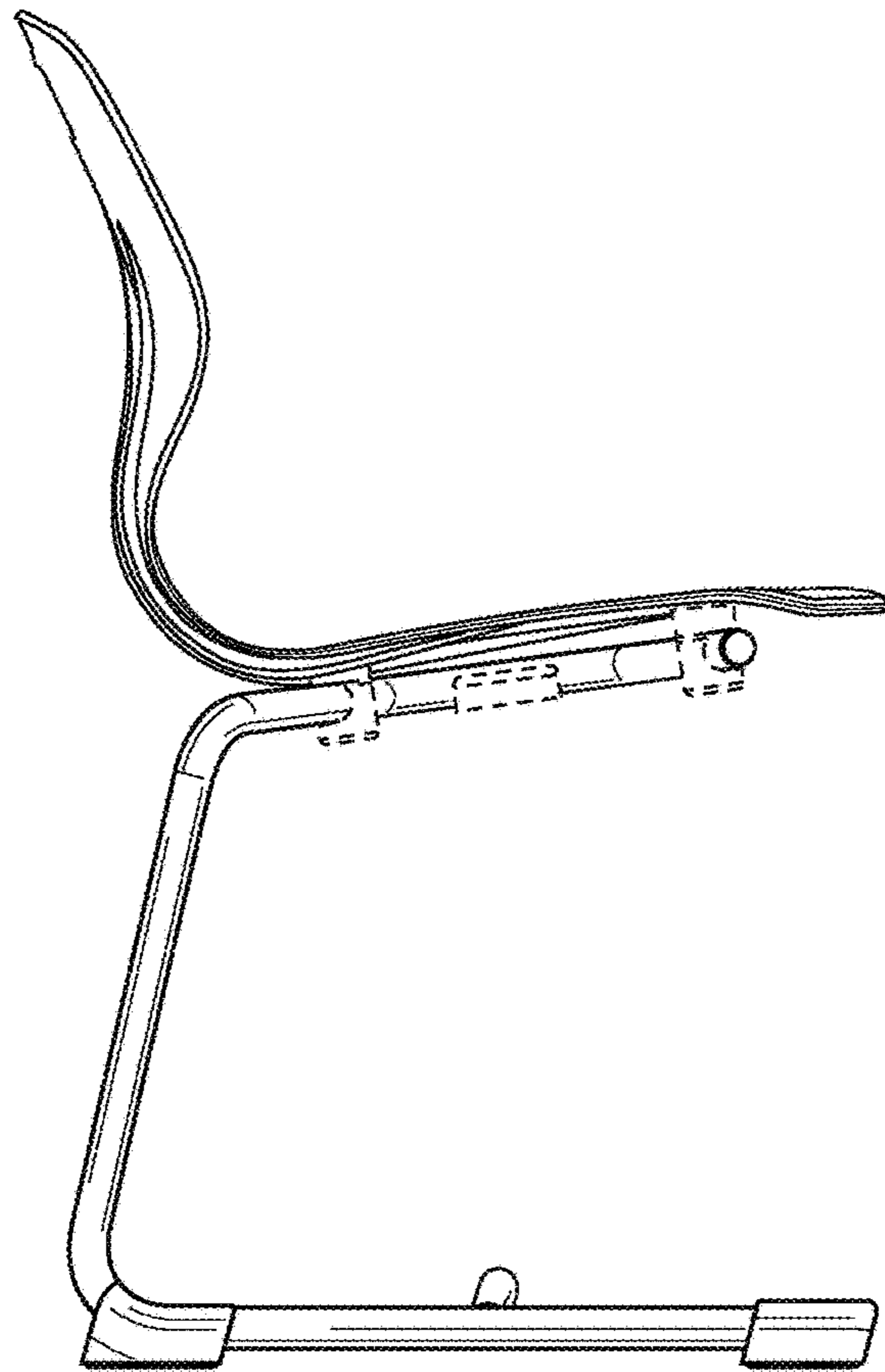


FIG. 5

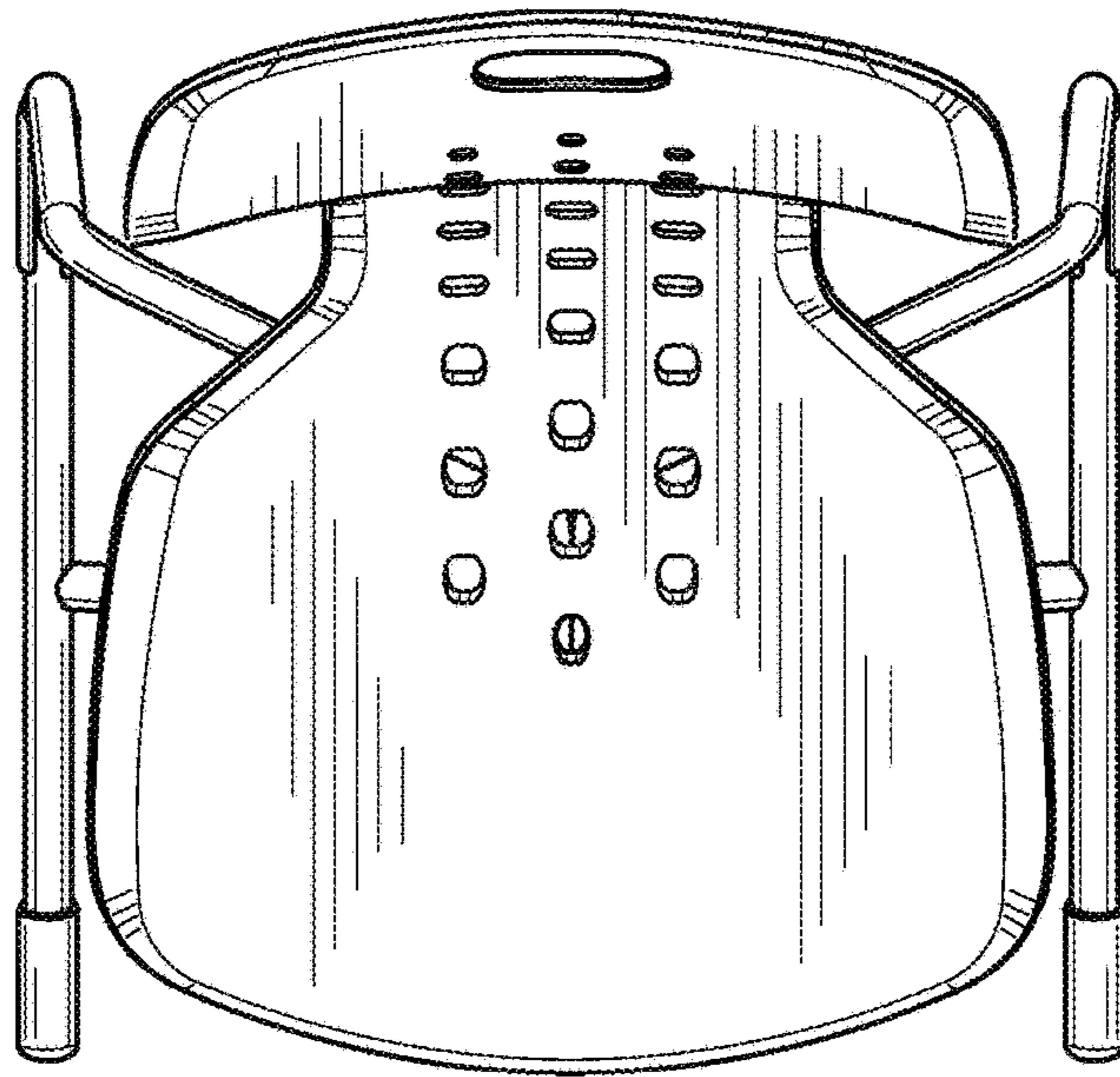


FIG. 6

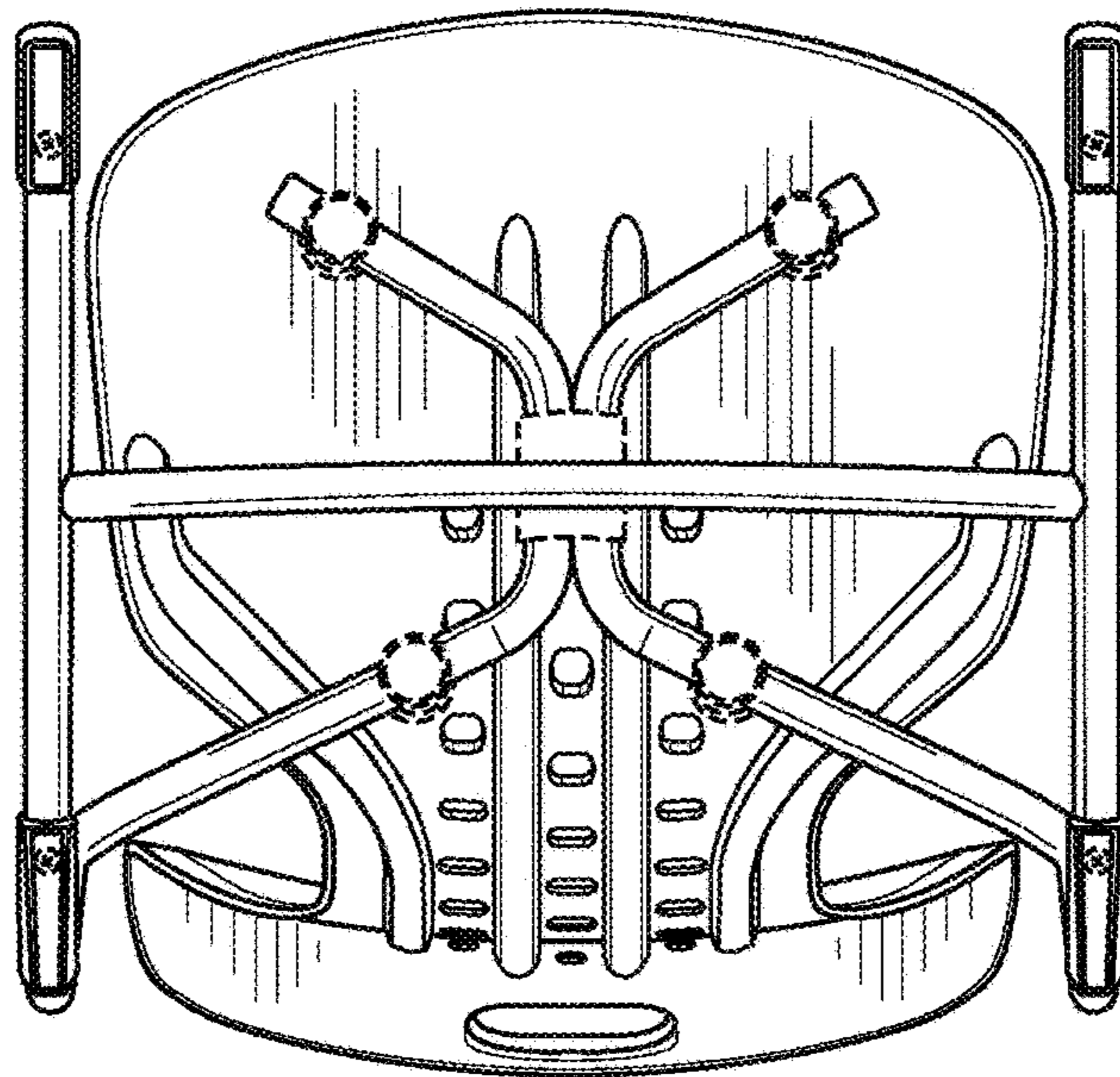


FIG. 7