

US00D840670S

(12) **United States Design Patent** (10) **Patent No.:** **US D840,670 S**
Carter et al. (45) **Date of Patent:** **** Feb. 19, 2019**

(54) **SOCK**
(71) Applicant: **Jockey International, Inc.**, Kenosha, WI (US)
(72) Inventors: **Brett K. Carter**, Menifee, CA (US); **Terence Tik Yan Wu**, Hong Kong (CN)
(73) Assignee: **Jockey International, Inc.**, Kenosha, WI (US)
(**) Term: **15 Years**
(21) Appl. No.: **29/631,477**
(22) Filed: **Dec. 29, 2017**
(51) **LOC (11) Cl.** **02-04**
(52) **U.S. Cl.**
USPC **D2/980**
(58) **Field of Classification Search**
USPC D2/980-994, 946, 947, 949, 950, 951, D2/954, 957, 958, 959, 960; D24/192; 2/239-242; D19/40, 5, 10, 12, 1, 2, 6; D25/113, 114, 115, 118; D11/95, 184, D11/140, 141, 142, 164, 165, 108; D5/1, D5/2, 3, 4, 12, 39, 55, 58, 59, 60, 61, 63, D5/99; D7/409-411
CPC . D04B 1/26; D04B 1/265; D04B 1/02; D04B 1/108; D04B 1/12; D04B 1/18; D04B 9/56; D04B 9/52; D04B 15/48; D04B 15/50; D04B 21/18; A61F 13/08; A61F 13/064; A61F 13/066; A61F 13/067; A61F 11/003; A61F 11/02; A61F 11/00; A41B 11/12; A41B 11/123; A41B 11/128; A41D 13/0587; A43B 17/14; A43B 23/28
See application file for complete search history.

D301,405 S * 6/1989 Kawaguchi D5/53
D342,375 S * 12/1993 Nichol, Jr. D2/959
5,417,091 A * 5/1995 Moser A41B 11/00
2/239
D508,332 S * 8/2005 Julton D5/53
D674,639 S * 1/2013 Brown D6/582
D690,117 S * 9/2013 Haverfield D5/57
8,800,063 B2 * 8/2014 Cohen D04B 1/26
2/239
D748,391 S * 2/2016 Cherneski D2/980
D748,990 S * 2/2016 Cisek B29C 55/18
D9/706
D769,611 S * 10/2016 Ramirez-Tellez Shah D2/980
2015/0275422 A1 * 10/2015 Cherneski B32B 5/026
442/65
2017/0347723 A1 * 12/2017 Millet A61F 5/0109

* cited by examiner

Primary Examiner — Anhao Doan
Assistant Examiner — Mary Shannon Malley

(57) **CLAIM**

The ornamental design for a sock, as shown and described.

DESCRIPTION

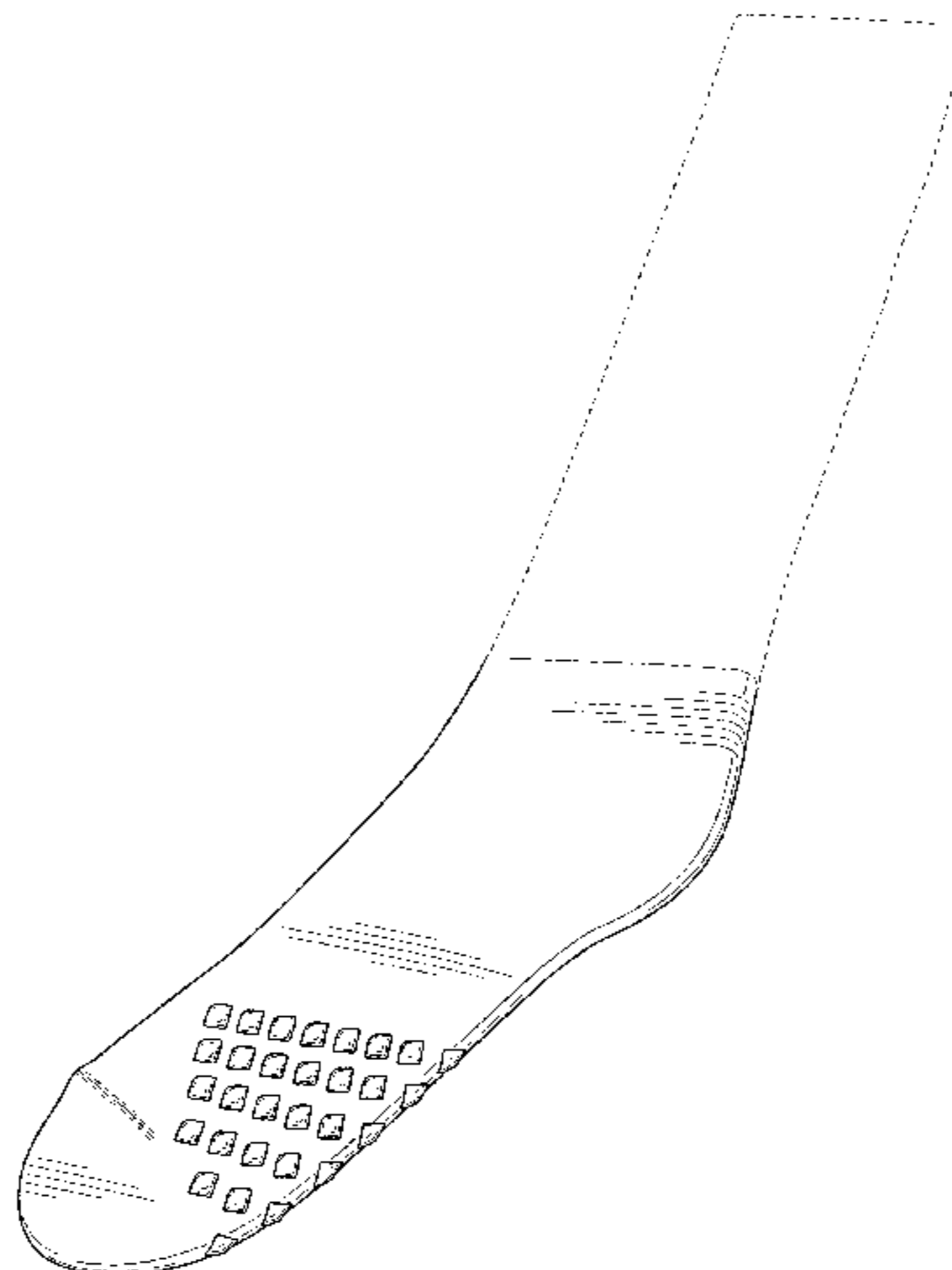
FIG. 1 is a front, left perspective view of a sock showing our new design;
FIG. 2 is a front, right perspective view thereof;
FIG. 3 is a left side view thereof;
FIG. 4 is a right side view thereof;
FIG. 5 is a front view thereof; and,
FIG. 6 is a rear view thereof.
The uneven-length broken lines immediately adjacent to the solid lines define the bounds of the claimed design. The even-length broken lines showing the remainder of the sock represent environmental subject matter. None of the broken lines form part of the claimed design.

1 Claim, 5 Drawing Sheets

(56) **References Cited**

U.S. PATENT DOCUMENTS

D104,488 S * 5/1937 Turiansky D5/59
D292,345 S * 10/1987 Hubbard D2/919



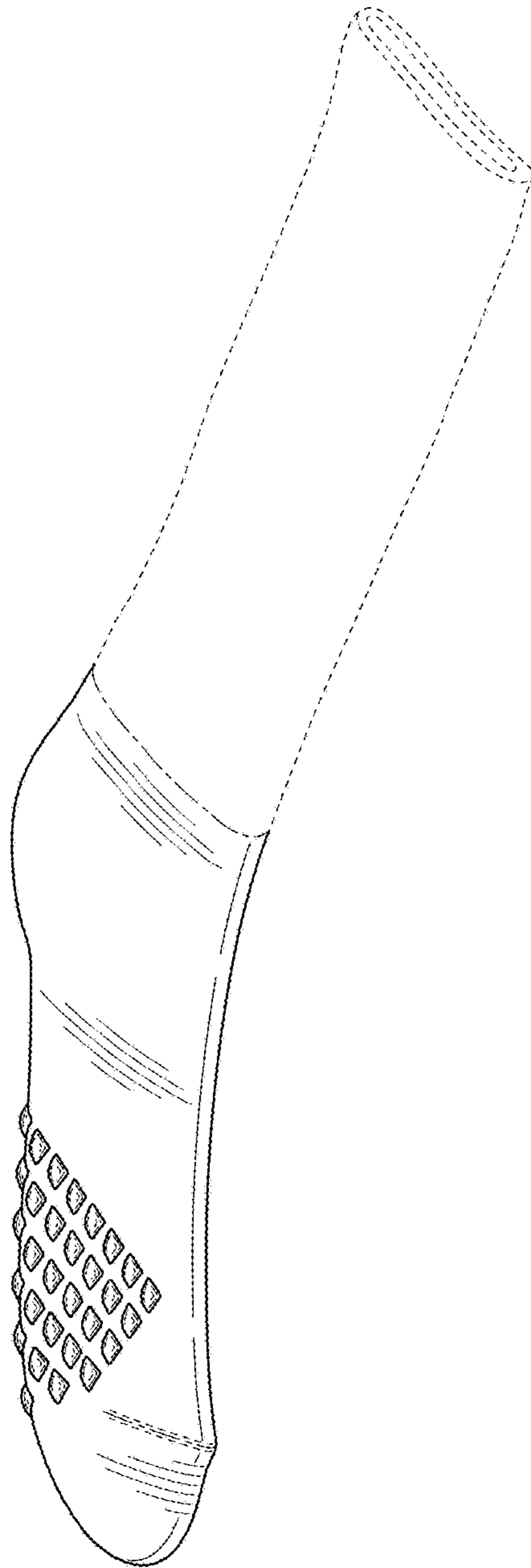


FIG. 1

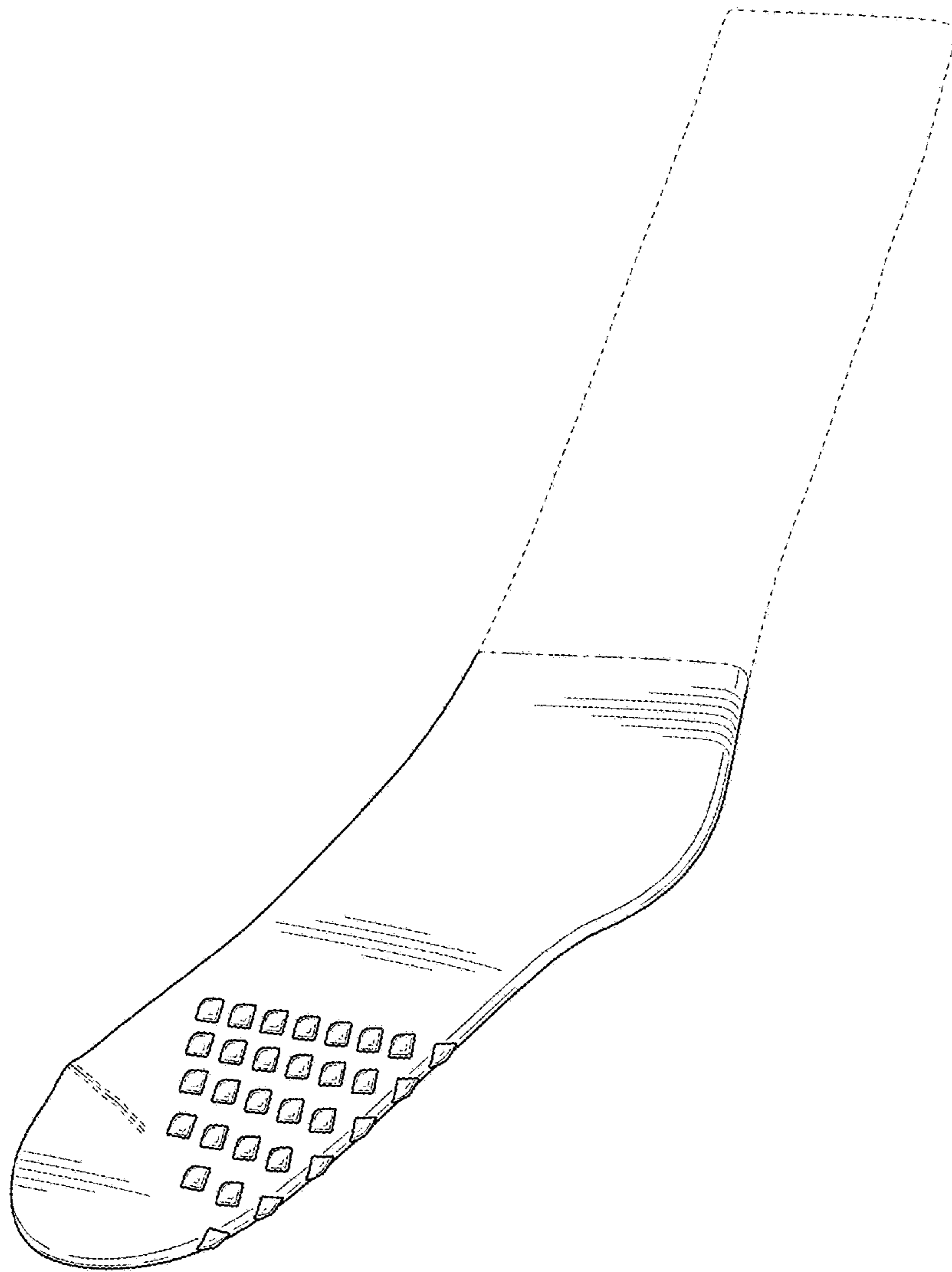


FIG. 2

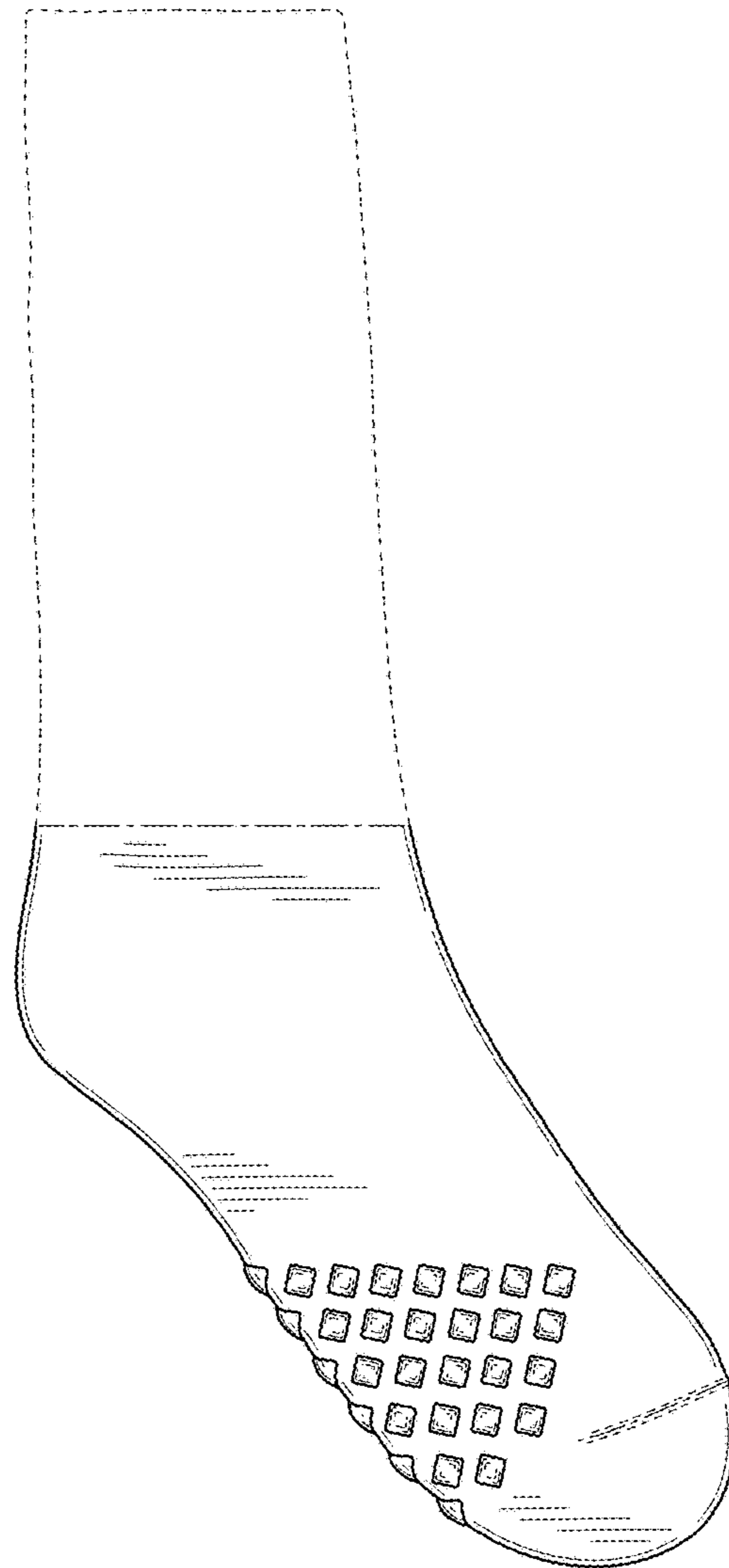


FIG. 3

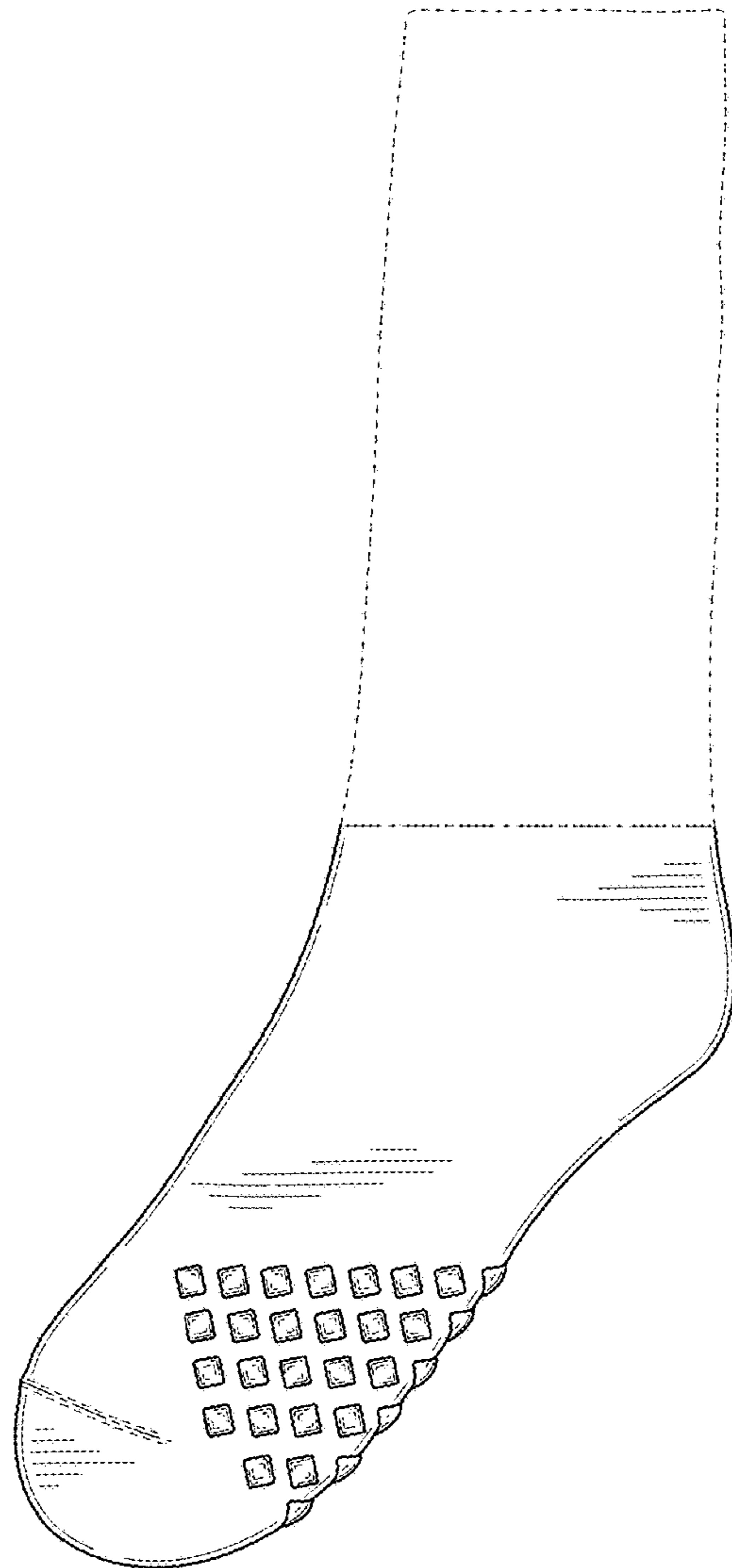


FIG. 4

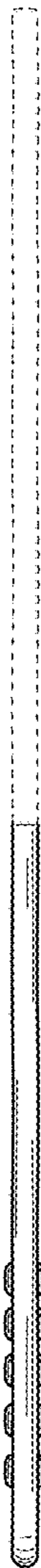


FIG. 5

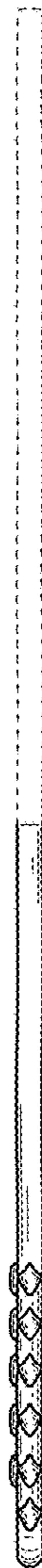


FIG. 6