



US00D840669S

(12) **United States Design Patent** (10) **Patent No.:** **US D840,669 S**
Carter et al. (45) **Date of Patent:** **** Feb. 19, 2019**

- (54) **SOCK**
- (71) Applicant: **Jockey International, Inc.**, Kenosha, WI (US)
- (72) Inventors: **Brett K. Carter**, Menifee, CA (US);
Terence Tik Yan Wu, Hong Kong (CN)
- (73) Assignee: **Jockey International, Inc.**, Kenosha, WI (US)
- (**) Term: **15 Years**
- (21) Appl. No.: **29/631,459**
- (22) Filed: **Dec. 29, 2017**
- (51) **LOC (11) Cl.** **02-04**
- (52) **U.S. Cl.**
USPC **D2/980**
- (58) **Field of Classification Search**
USPC D2/980-994, 946, 947, 949, 950, 951,
D2/954, 957, 958, 959, 960; D24/192;
2/239-242; D19/40, 5, 10, 12, 1, 2, 6;
D25/113, 114, 115, 118; D11/95, 184,
D11/140, 141, 142, 164, 165, 108; D5/1,
D5/2, 3, 4, 12, 39, 55, 58, 59, 60, 61, 63,
D5/99; D7/409-411
CPC . D04B 1/26; D04B 1/265; D04B 1/02; D04B
1/108; D04B 1/12; D04B 1/18; D04B
9/56; D04B 9/52; D04B 15/48; D04B
15/50; D04B 21/18; A61F 13/08; A61F
13/064; A61F 13/066; A61F 13/067;
A61F 11/003; A61F 11/02; A61F 11/00;
A41B 11/12; A41B 11/123; A41B 11/128;
A41D 13/0587; A43B 17/14; A43B 23/28
See application file for complete search history.

(56) **References Cited**
U.S. PATENT DOCUMENTS

- D133,264 S * 8/1942 Perkins D5/61
- 4,206,514 A * 6/1980 Yamauchi A41B 11/00
2/239

- D342,605 S * 12/1993 Nichol, Jr. D2/946
- D372,589 S * 8/1996 Burgess D5/53
- D429,879 S * 8/2000 Cortinovia D2/980
- D511,251 S * 11/2005 Wong D5/53
- D674,639 S * 1/2013 Brown D6/582
- D751,805 S * 3/2016 Patterson D2/980
- D778,019 S * 1/2017 Cole D32/35
- 2008/0295216 A1* 12/2008 Nordstrom A41D 13/0015
2/69
- 2009/0277884 A1* 11/2009 Uno B23K 26/0072
219/121.61
- 2014/0069624 A1* 3/2014 Blackwell F28F 21/06
165/185
- 2014/0298569 A1* 10/2014 Lee A43B 5/08
2/239
- 2015/0173428 A1* 6/2015 Langer A41D 13/0015
2/227

(Continued)

Primary Examiner — Anhdao Doan
Assistant Examiner — Mary Shannon Malley

(57) **CLAIM**

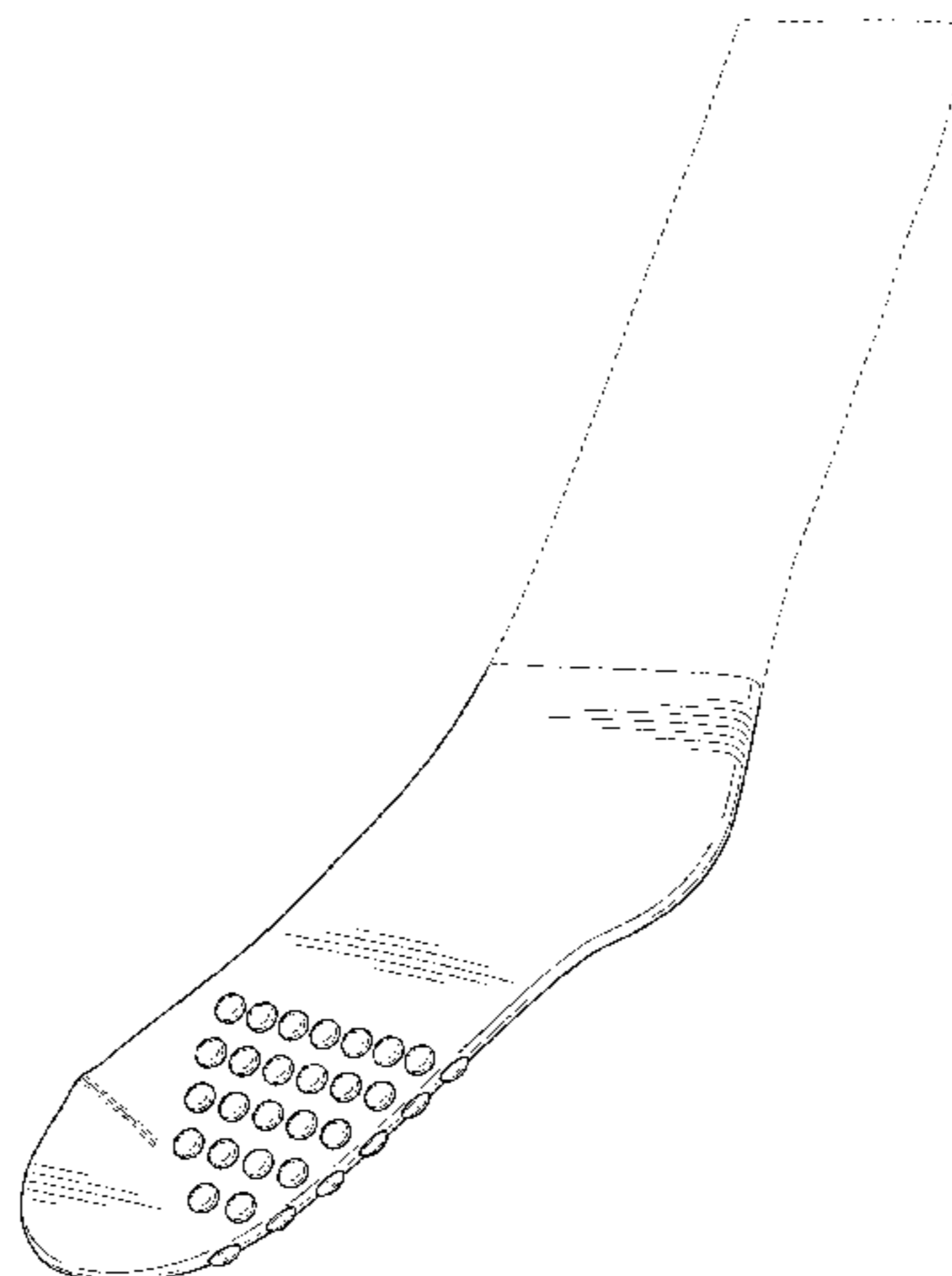
The ornamental design for a sock, as shown and described.

DESCRIPTION

FIG. 1 is a front, left perspective view of a sock showing our new design;
 FIG. 2 is a front, right perspective view thereof;
 FIG. 3 is a left side view thereof;
 FIG. 4 is a right side view thereof;
 FIG. 5 is a front view thereof; and,
 FIG. 6 is a rear view thereof.

The uneven-length broken lines immediately adjacent to the solid lines define the bounds of the claimed design. The even-length broken lines showing the remainder of the sock represent environmental subject matter. None of the broken lines form part of the claimed design.

1 Claim, 5 Drawing Sheets



(56)

References Cited

U.S. PATENT DOCUMENTS

2015/0366735 A1* 12/2015 Barker A61H 1/008
601/84

* cited by examiner

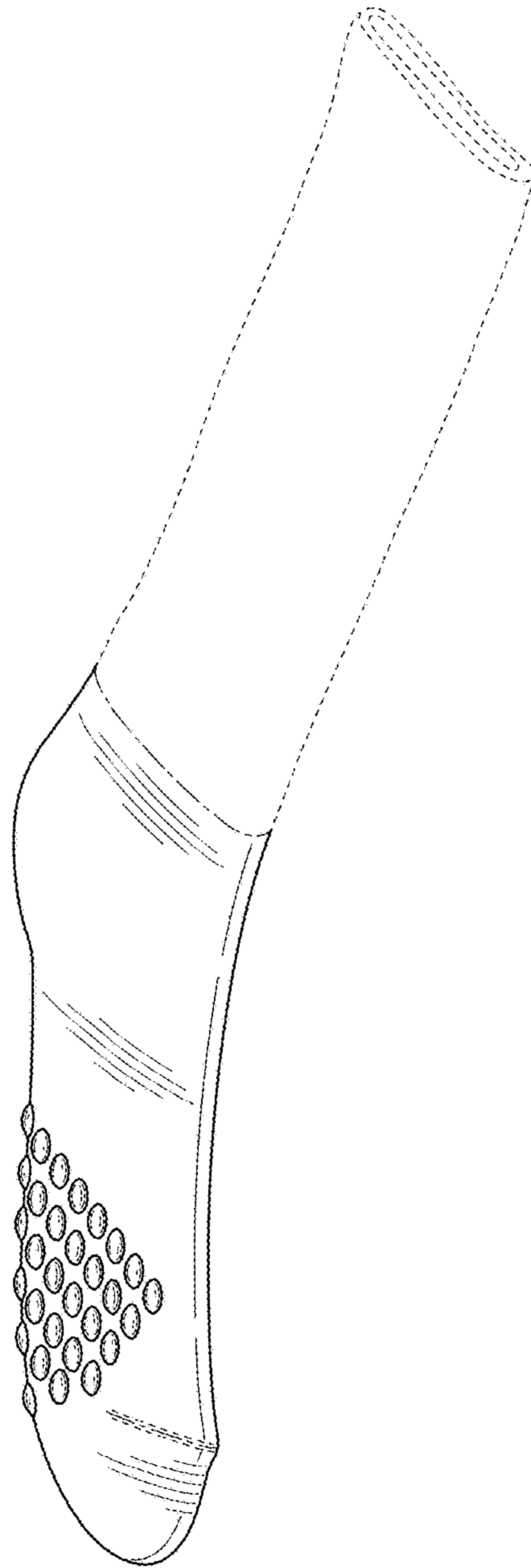


FIG. 1

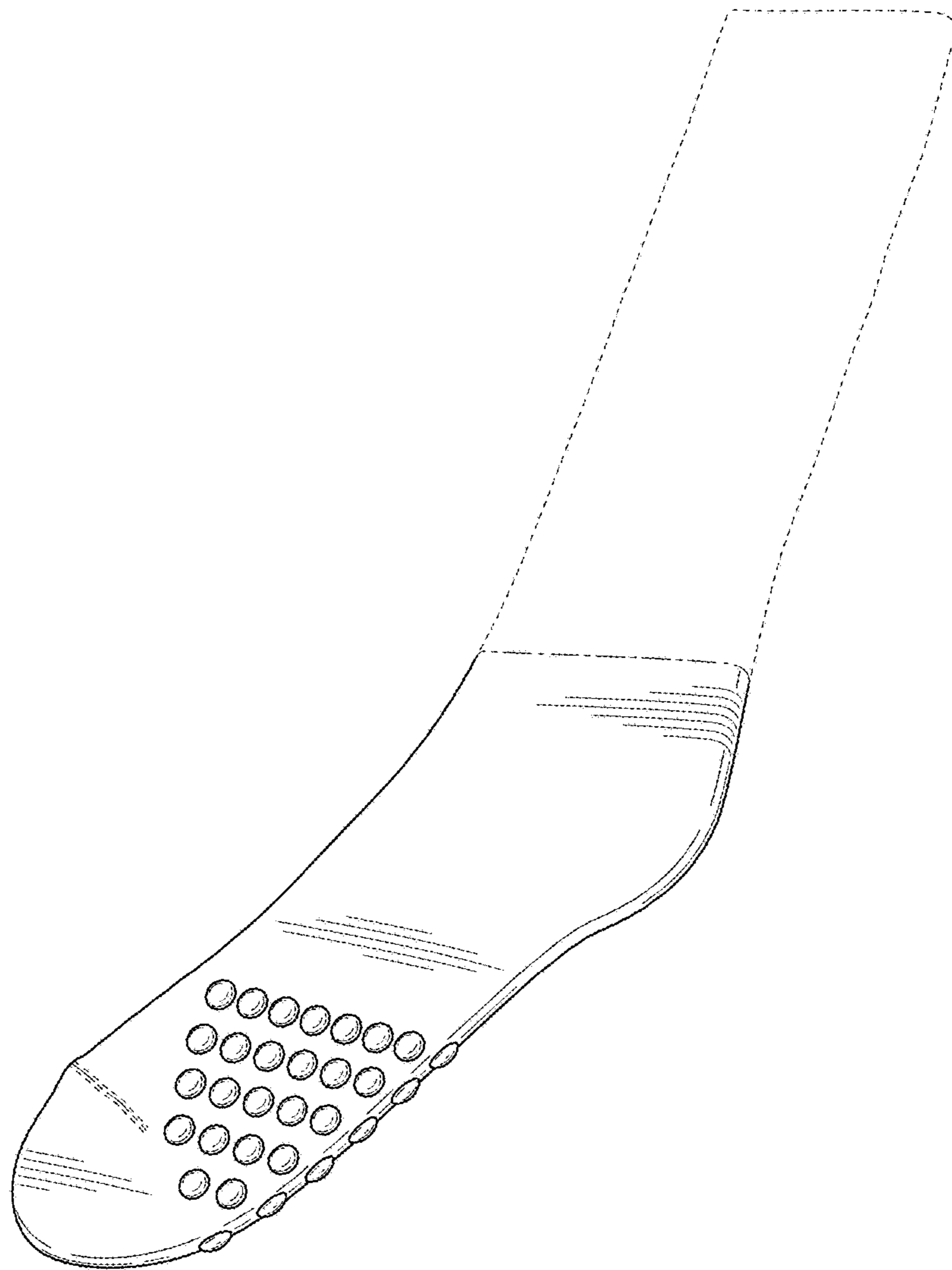


FIG. 2

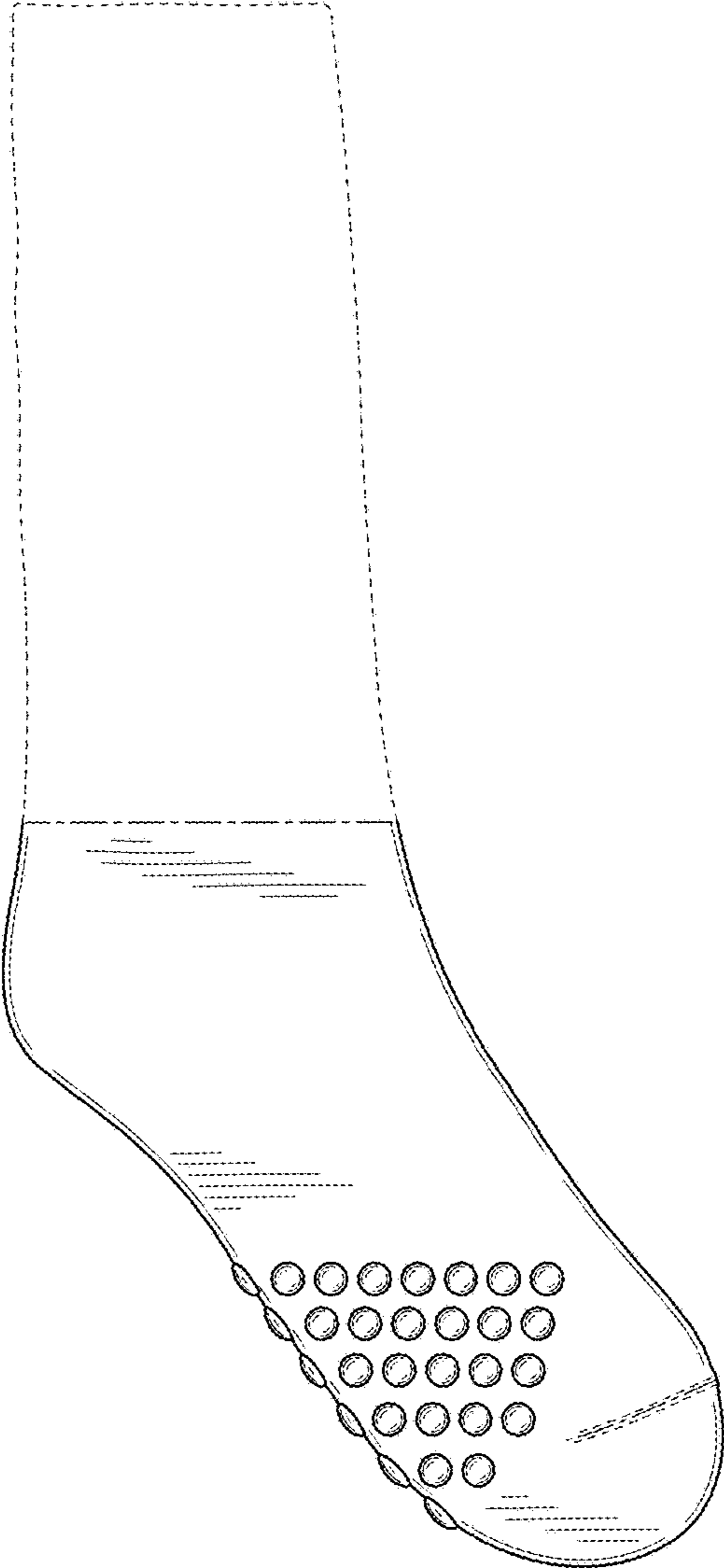


FIG. 3

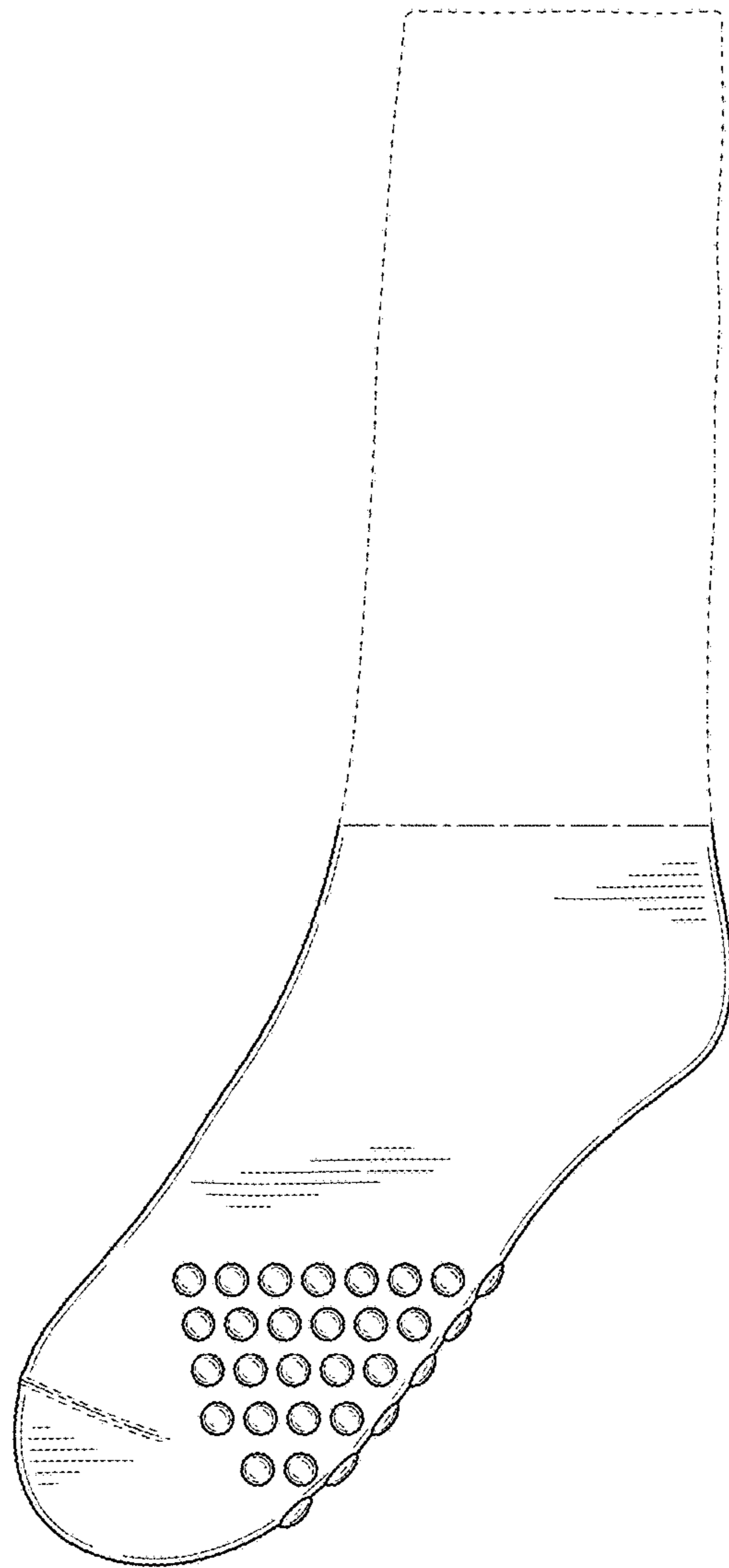


FIG. 4




FIG. 5

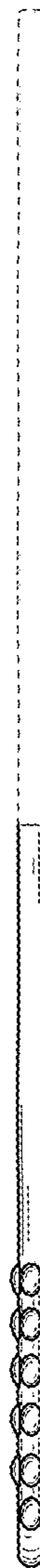


FIG. 6