



US00D840668S

(12) **United States Design Patent** (10) **Patent No.:** **US D840,668 S**
Carter et al. (45) **Date of Patent:** **** Feb. 19, 2019**

(54) **SOCK**

(71) Applicant: **Jockey International, Inc.**, Kenosha, WI (US)

(72) Inventors: **Brett K. Carter**, Menifee, CA (US);
Terence Tik Yan Wu, Hong Kong (CN)

(73) Assignee: **Jockey International, Inc.**, Kenosha, WI (US)

(**) Term: **15 Years**

(21) Appl. No.: **29/631,415**

(22) Filed: **Dec. 29, 2017**

(51) **LOC (11) Cl.** **02-04**

(52) **U.S. Cl.**
USPC **D2/980**

(58) **Field of Classification Search**

USPC D2/980–994, 946, 947, 949, 950, 951, D2/954, 957, 958, 959, 960; D24/192; 2/239–242; D19/40, 5, 10, 12, 1, 2, 6; D25/113, 114, 115, 118; D11/95, 184, D11/140, 141, 142, 164, 165, 108; D5/1, D5/2, 3, 4, 12, 39, 55, 58, 59, 60, 61, 63, D5/99; D7/409–411

CPC . D04B 1/26; D04B 1/265; D04B 1/02; D04B 1/108; D04B 1/12; D04B 1/18; D04B 9/56; D04B 9/52; D04B 15/48; D04B 15/50; D04B 21/18; A61F 13/08; A61F 13/064; A61F 13/066; A61F 13/067; A61F 11/003; A61F 11/02; A61F 11/00; A41B 11/12; A41B 11/123; A41B 11/128; A41D 13/0587; A43B 17/14; A43B 23/28

See application file for complete search history.

(56) **References Cited**

U.S. PATENT DOCUMENTS

D88,665	S	*	12/1932	Megroz	D5/60
D292,345	S	*	10/1987	Hubbard	D2/919
D301,405	S	*	6/1989	Kawaguchi	D5/53
D342,375	S	*	12/1993	Nichol, Jr.	D2/959
5,417,091	A	*	5/1995	Moser	A41B 11/00 2/239
D508,332	S	*	8/2005	Julton	D5/53
D666,392	S	*	9/2012	Shaffer	D2/951
D690,117	S	*	9/2013	Haverfield	D5/57
8,800,063	B2	*	8/2014	Cohen	D04B 1/26 2/239
D748,391	S	*	2/2016	Cherneski	D2/980
D769,611	S	*	10/2016	Ramirez-Tellez Shah	D2/980
D821,719	S	*	7/2018	Sokol	D2/959
2015/0275422	A1	*	10/2015	Cherneski	B32B 5/026 442/65
2017/0347723	A1	*	12/2017	Millet	A61F 5/0109

* cited by examiner

Primary Examiner — Anhdao Doan

Assistant Examiner — Mary Shannon Malley

(57) **CLAIM**

The ornamental design for a sock, as shown and described.

DESCRIPTION

FIG. 1 is a front, left perspective view of a sock showing our new design;

FIG. 2 is a front, right perspective view thereof;

FIG. 3 is a left side view thereof;

FIG. 4 is a right side view thereof; and,

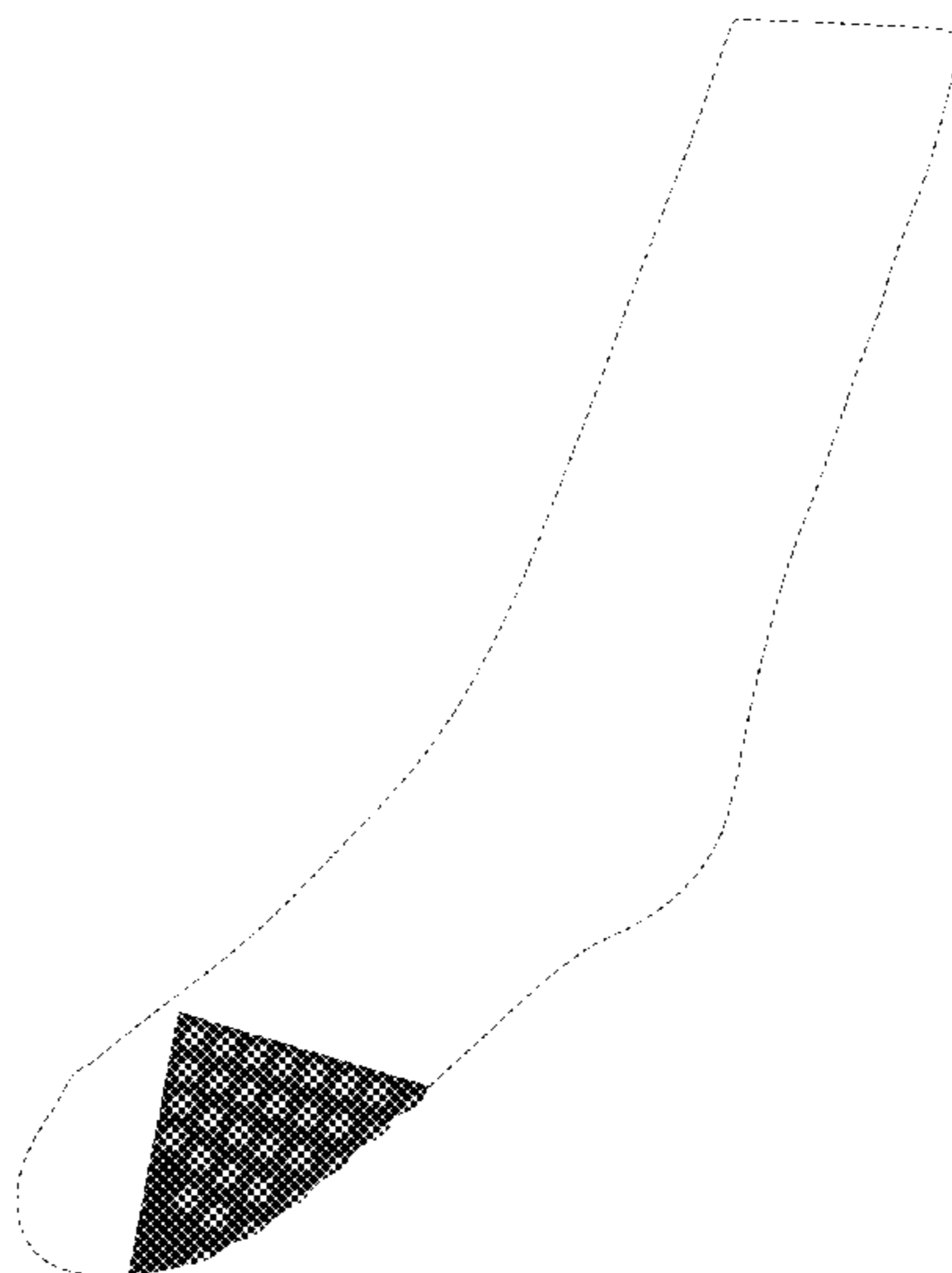
FIG. 5 is a rear view thereof.

The uneven-length broken lines immediately adjacent to the photographic area define the bounds of the claimed design.

The even-length broken lines showing the remainder of the sock represent unclaimed environmental subject matter.

None of the broken lines form part of the claimed design.

1 Claim, 5 Drawing Sheets



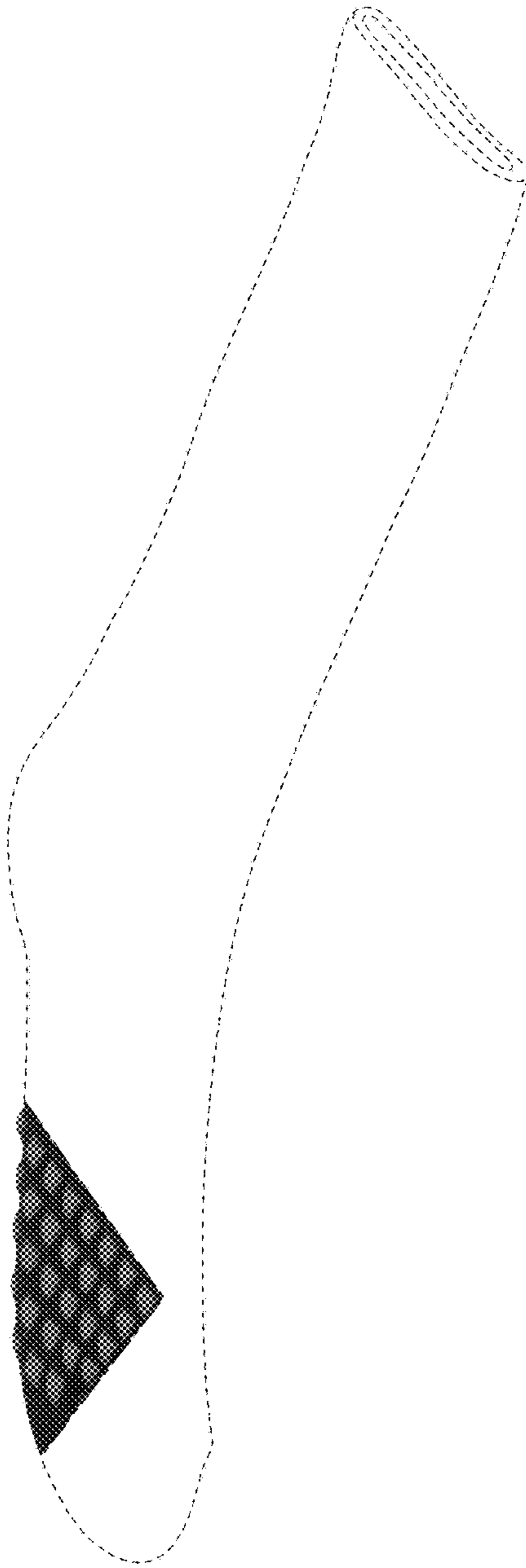


FIG. 1




FIG. 2




FIG. 3

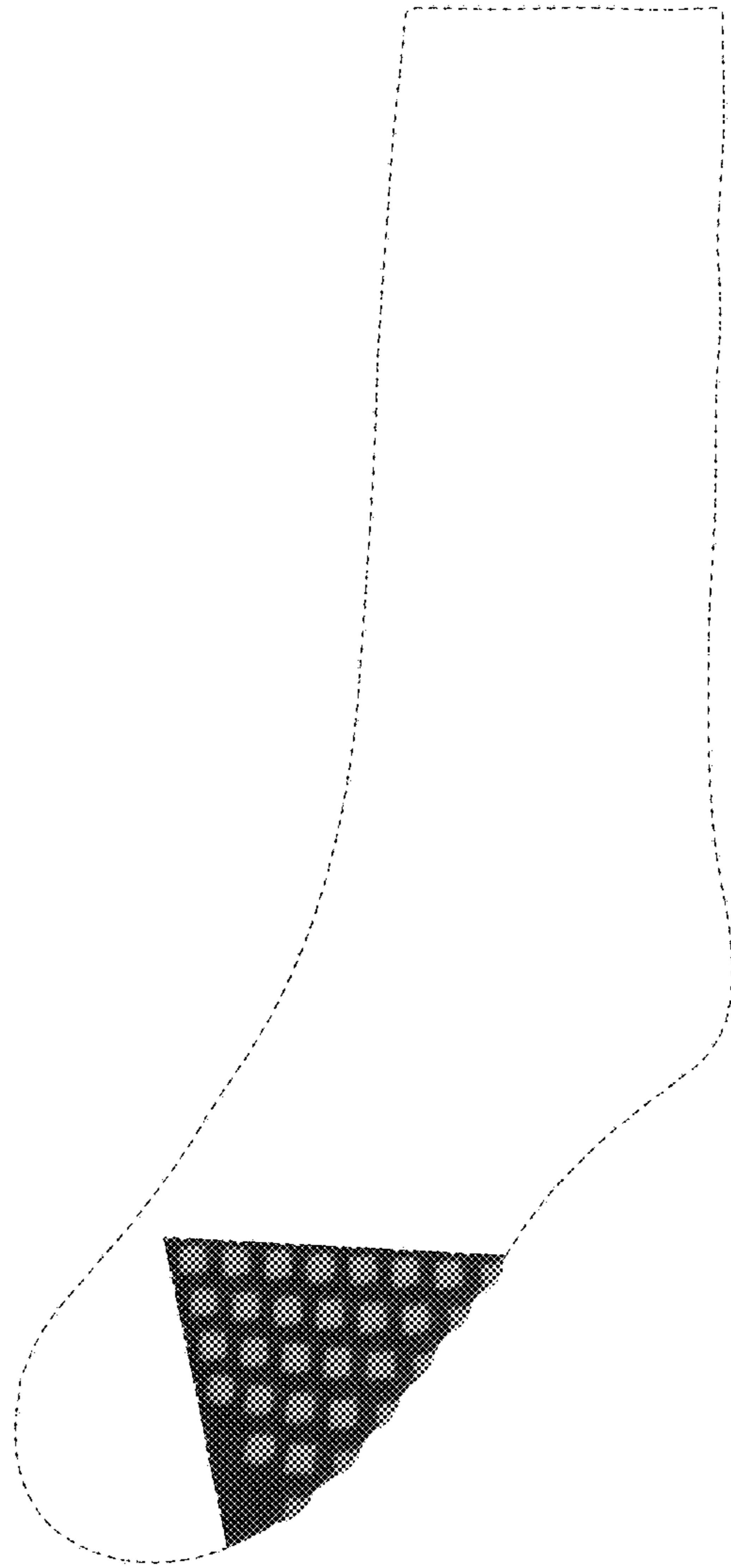


FIG. 4

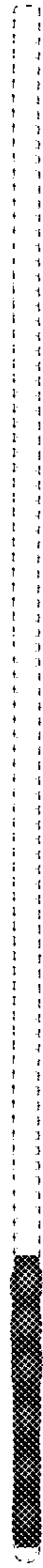


FIG. 5