



US00D840657S

(12) **United States Design Patent**  
**Ledbetter**

(10) **Patent No.:** **US D840,657 S**

(45) **Date of Patent:** **\*\* Feb. 19, 2019**

(54) **BOOT**

(71) Applicant: **LaCrosse Footwear, Inc.**, Portland, OR  
(US)

(72) Inventor: **Christopher Wayne Ledbetter**,  
Vancouver, WA (US)

(73) Assignee: **LaCrosse Footwear, Inc.**, Portland, OR  
(US)

(\*\*) Term: **15 Years**

(21) Appl. No.: **29/629,709**

(22) Filed: **Dec. 14, 2017**

(51) **LOC (11) Cl.** ..... **02-04**

(52) **U.S. Cl.**

USPC ..... **D2/970**; D2/911

(58) **Field of Classification Search**

USPC ..... D2/896-900, 909-912, 946, 969,  
D2/970-974

CPC .. A43B 5/00; A43B 23/00; A43B 5/02; A43B  
5/002-5/006

See application file for complete search history.

(56) **References Cited**

**U.S. PATENT DOCUMENTS**

D347,108 S \* 5/1994 Foster ..... D2/911  
D366,141 S \* 1/1996 von Conta ..... D2/910

D556,995 S \* 12/2007 Weisbly ..... D2/970  
D686,815 S \* 7/2013 Lam ..... D2/912  
D686,816 S \* 7/2013 Lam ..... D2/912  
D813,513 S \* 3/2018 Theobald ..... D2/970

\* cited by examiner

*Primary Examiner* — Rashida C. Walshon

(57) **CLAIM**

The ornamental design for a boot, as shown and described.

**DESCRIPTION**

FIG. 1 is an isometric view of a boot showing our new design.

FIG. 2 is a front elevational view thereof.

FIG. 3 is a rear elevational view thereof.

FIG. 4 is a right-side elevational view thereof.

FIG. 5 is a left-side elevational view thereof.

FIG. 6 is a top plan view thereof; and,

FIG. 7 is a bottom plan view thereof.

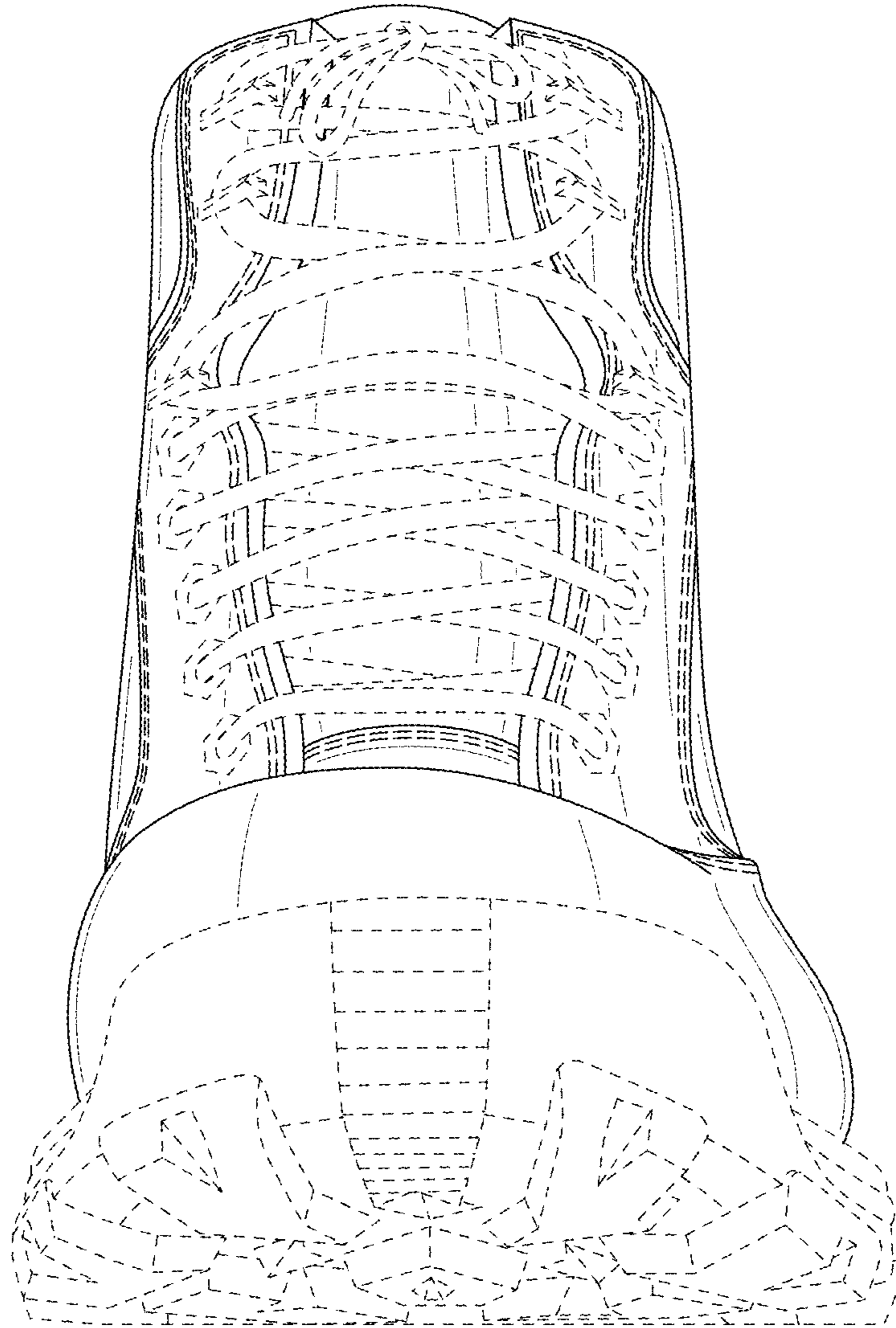
The broken lines in the drawings represent environment and form no part of the claimed design.

**1 Claim, 7 Drawing Sheets**

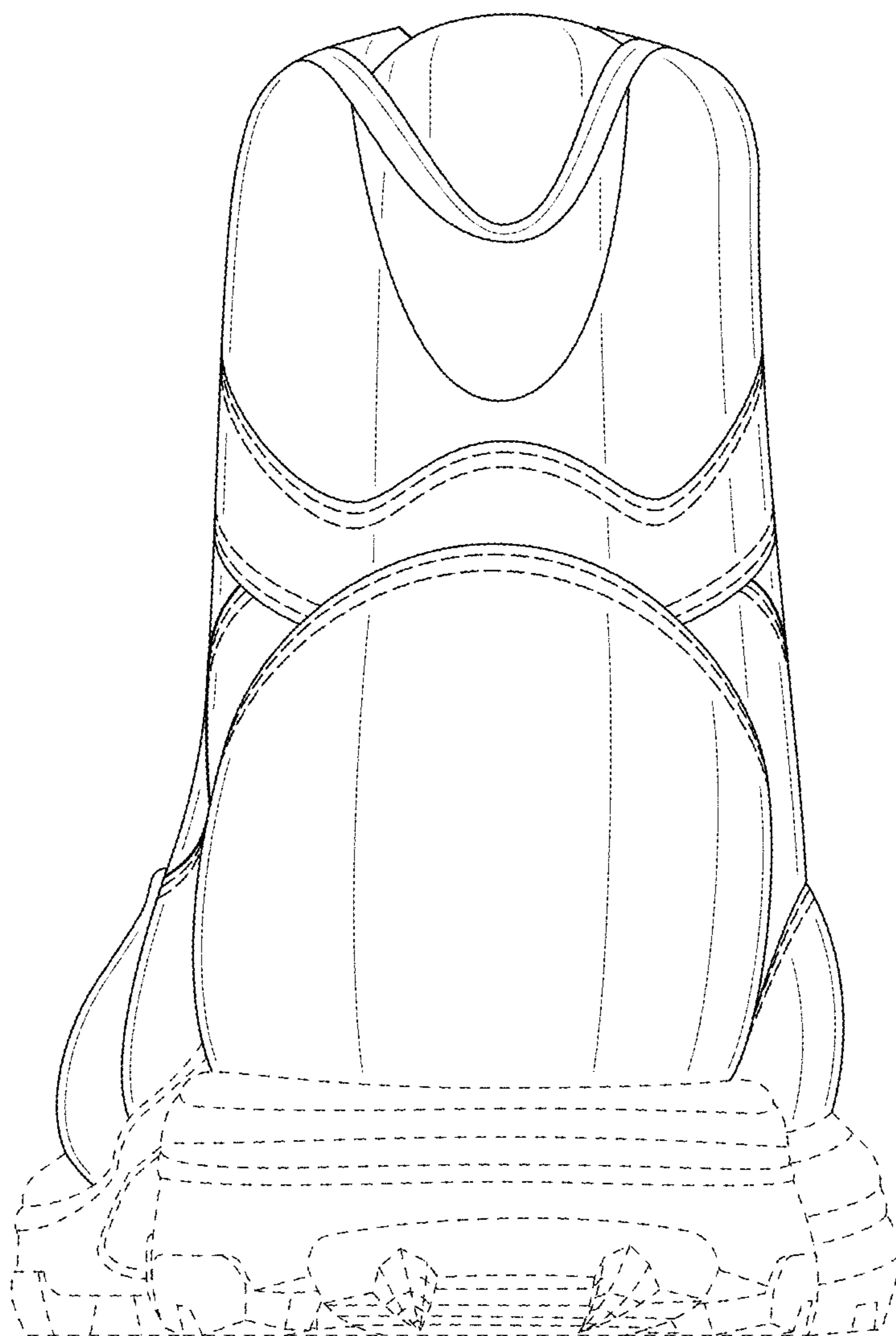





*Fig. 1*




*Fig. 2*



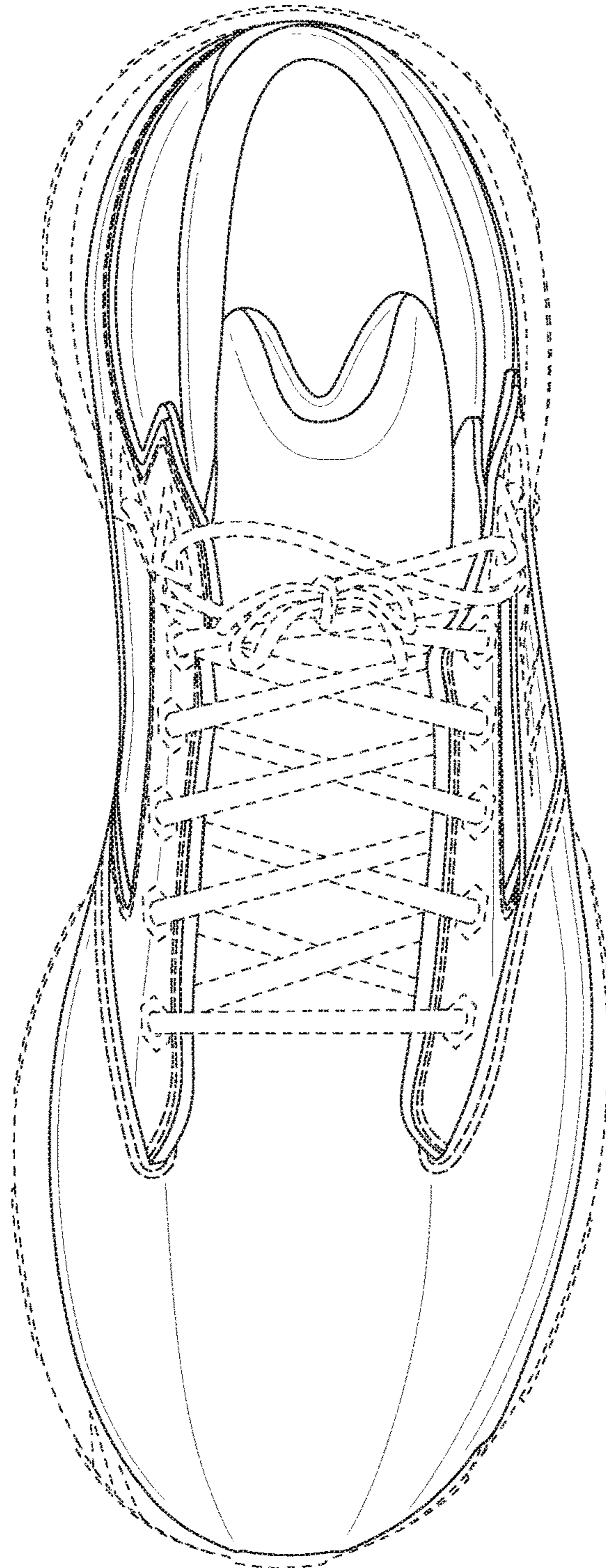
*Fig. 3*



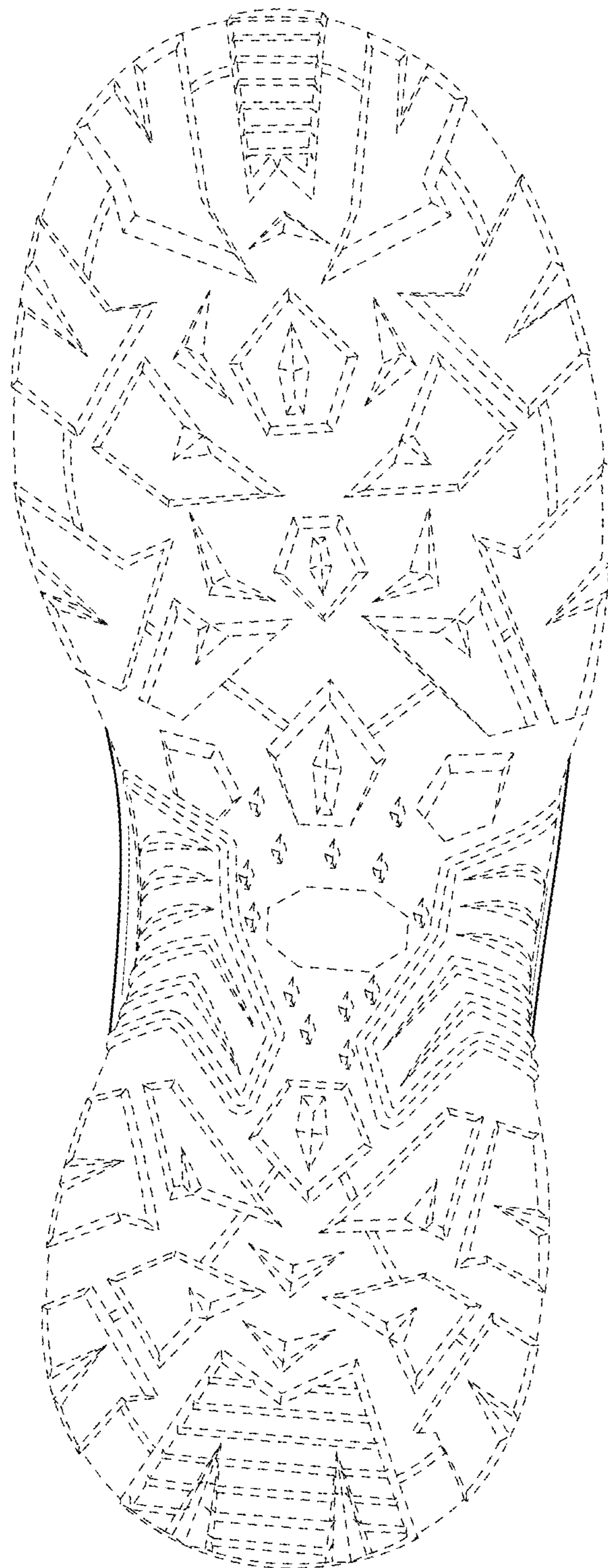
*Fig. 4*



*Fig. 5*



*Fig. 6*



*Fig. 7*